

Fresno County Transportation Authority


Fresno Council of Governments

Measure C Renewal - MC3



PROMISES MADE. PROMISES KEPT.

Addressing Our Transportation Needs



- August 7, 2019, FCTA Board authorized beginning the process of renewing Measure C (MC3)
- Targeted placement of the Measure on the November 2022 ballot
- Established an Executive Committee and a Technical Working Group
- Presented the Plan to the FCTA Board for final approval on July 20, 2022

Background





**Renewal Plan Executive Committee
Resulted from Request to
Expand the Committee
17 Meetings**

Note: Additional members were added in response to requests from Community Advocates

MEASURE C EXECUTIVE COMMITTEE MEMBERSHIP

LOCAL GOVERNMENT	
1	David Cardenas, Mayor, Fowler/Co-Chair—EASTSIDE
2	Lynne Ashbeck, Mayor Pro Tem, Clovis/Co-Chair—METRO
3	Vong Mouanotoua, Councilmember, Clovis—METRO
4	Jerry Dyer, Mayor, Fresno--METRO, Gregory Barfield, Alternate
5	Eli Ontiveros, Mayor, Sanger—EASTSIDE
6	Gary Yep, Mayor, Kerman--WESTSIDE
7	Rolando Castro, Mayor, Mendota—WESTSIDE (Small Business Owner In Mendota)
8	Paul Nerland, County of Fresno--COUNTY
9	Sheriff Margaret Mims—COUNTY
10	Chief Greg Tarascou, Sanger Fire/Emergency Medical
BUSINESS/LABOR/ECONOMIC DEVELOPMENT/CIVIC SECTORS	
11	Lee Ann Eager, EDC—CIVIC
12	Scott Miller, Fresno Chamber—CIVIC
13	Thilani Grubel, Bitwise—BUSINESS/TECHNOLOGY, Jake Soberal, Alternate
14	Debbie Hunsaker, Alert O Lite—BUSINESS
15	Ryan Jacobsen, Farm Bureau—AG
16	Lorna Roush, Schultz Ranch—AG
17	Roger Van Gronigen, Van G Trucking—GOODS MOVEMENT
18	Chuck Riojas, Central CA Labor Council
19	James Hammond, Laborers Local #294 OE #3-Additional Labor Rep
COMMUNITY ORGANIZATIONS/ADVOCATES/NOT-FOR-PROFITS	
20	Linda Hayes, EOC Board of Directors—HUMAN SERVICES
21	Artie Padilla, CVCF—PHILANTHROPY/SERVICE
22	Sarah Harris, Resources for Independence Central Valley --DISABILITY SERVICES
23	Gayle Holman, Community Medical System—HEALTHCARE/SERVICE
24	Cintha Arriaga, YLI—YOUTH/ADVOCACY - Alternate: D'Aungillique Jackson
25	Mark Keppler, Clovis Community Foundation/Active Transportation/ ADVOCACY
26	Veronica Garibay, CBO/ADVOCACY
27	Letecia Valencia, CBO/Faith/ADVOCACY
28	Sandra Celedon-CBO/ADVOCACY
29	Nayamin Martinez-CBO/Environmental/ADVOCACY
EDUCATION	
30	Dr. Aly Tawfik, Transportation Institute, Fresno State-INNOVATION/RESEARCH/HIGHER ED
31	Ruby Duran, Dept. of Counseling Chair, Reedley College & Central Valley Latino Leaders Academy
32	Eric Cedarquist, Superintendent, Fowler Unified School District (retired)



**Renewal Plan
Technical Working
Group**

22 Meetings

FCTA
FCOG
Fresno County BOS
City of Fresno
City of Clovis
Eastside Cities
Westside Cities
Business
Education
Agriculture
Construction
Labor
Transportation/Goods
Movement
Emergency Services
Community Based
Organizations
Health

City of Clovis
City of Coalinga
City of Firebaugh
City of Fowler
City of Fresno
City of Huron
City of Kerman
City of Kingsburg
City of Mendota
City of Orange Cove
City of Parlier
City of Reedley
City of San Joaquin
City of Sanger
City of Selma
County of Fresno San
Joaquin Valley Air District
Caltrans
Public Transportation
Urban
Public Transportation Rural

Active Transportation
Agriculture
Broad-Based Business
Building Development
Education
Environment
Community Based Organizations
Community Based Organizations
Goods Movement
Measure C Citizen Oversight
Committee
New Technology
Public Health Advocate
ADA/Seniors
Aviation
Construction
Emergency Services/Public
Safety
Fresno COG
FCTA
Labor


Needs Assessment

- 2022 Regional Transportation Plan/Sustainable Communities Strategy (RTP/SCS)
- Countywide Pavement Condition Survey
- Other Funding Sources Identified
- Funding Gaps Identified



Revenue Projections

30 Year -- \$6.8 billion



Public Engagement Strategies

- 14 Workshops and Community Meetings
- Door to Door; 1,070 Spanish responses – Cantua Creek, Lanare, Tranquillity, Orange Cove, Parlier, Kerman, Caruthers, Biola, Hmong Community, Coalinga, Del Rey, Five Points, Huron, Sanger, Kingsburg, San Joaquin, Punjabi Community
- Community Events
- Virtual Meetings
- Online & In-Person Surveys; 2,800 surveys, 2,000 comments
- 2 Public Opinion Polls – Just Short of 5,500 responses



Voter Opinion Poll

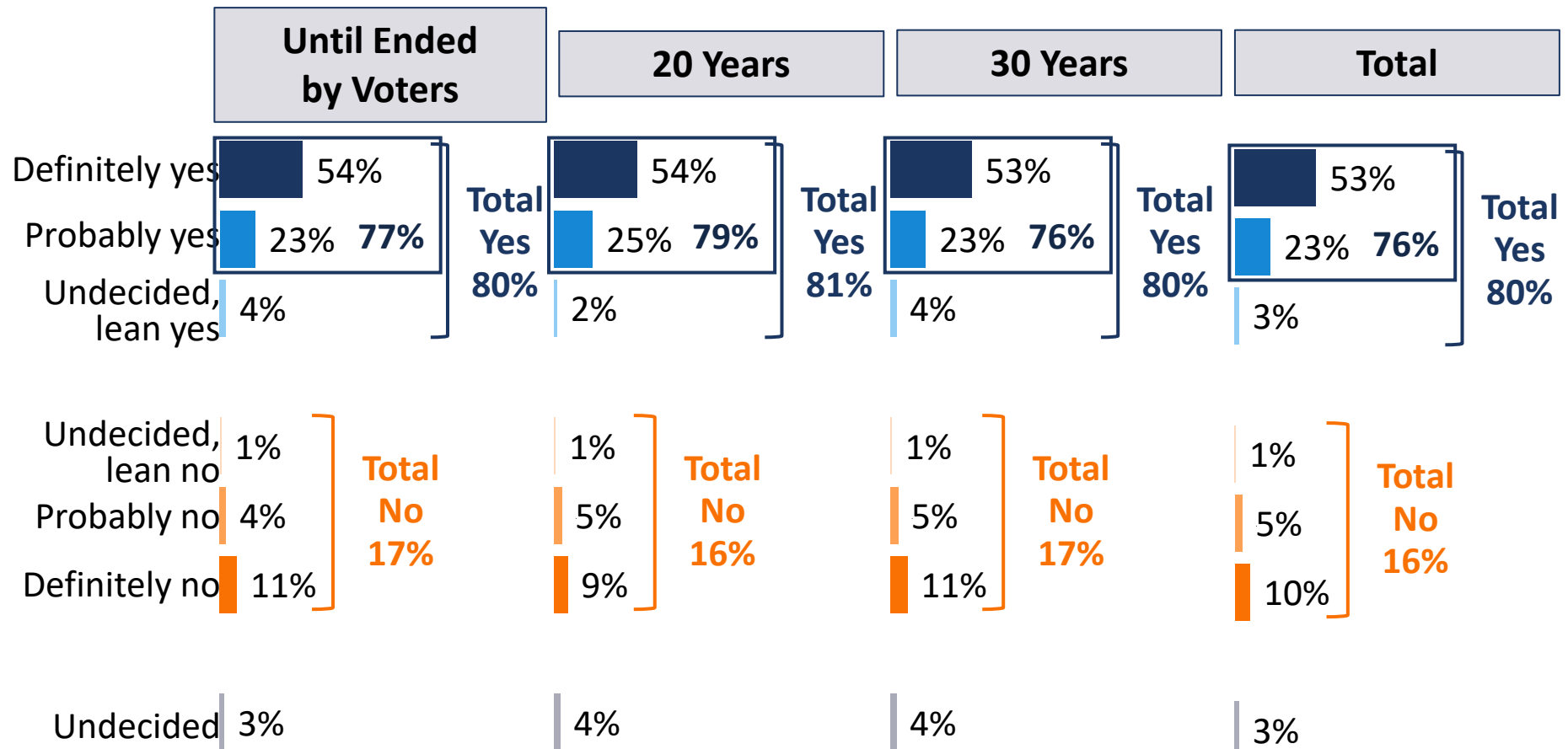
Sample Size: 2,465 1st, 2,988 2nd

Poll #1 Taken: 2/11/21 – 3/16/22

Poll #2 Taken: 3/15/22 – 4/18/22

Slightly more than three-quarters initially support a Fresno Transportation Continuation Measure regardless of the duration, with roughly half saying they would definitely vote yes.

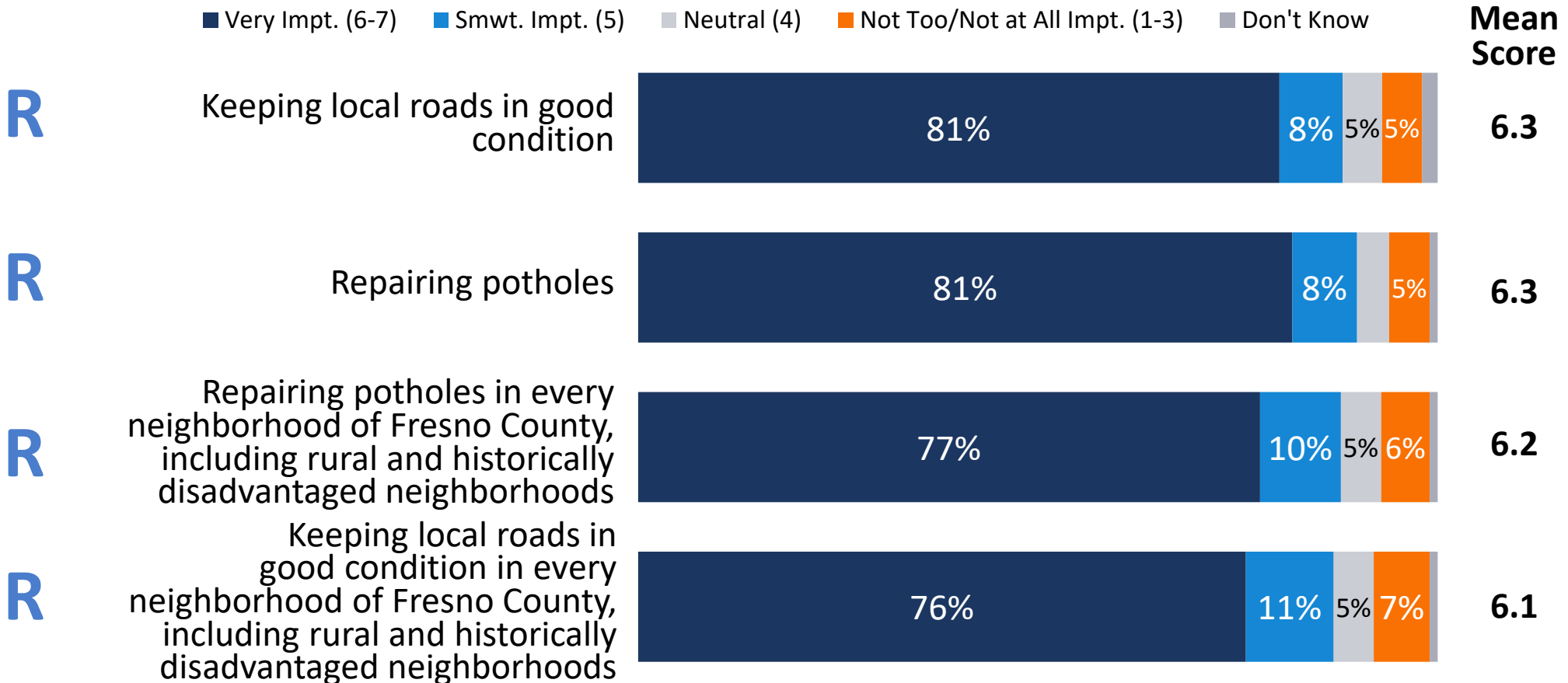
(Each Duration MOE = +/-4.7%; Total MOE = +/-2.7%)



Q. Based on this description, would you vote yes in favor of the measure or no to oppose it?

Keeping local roads and transportation infrastructure in good condition, repairing potholes, creating local jobs, keeping bus fares low, and upgrading structurally declining bridges/overpasses are among voters' top priorities.

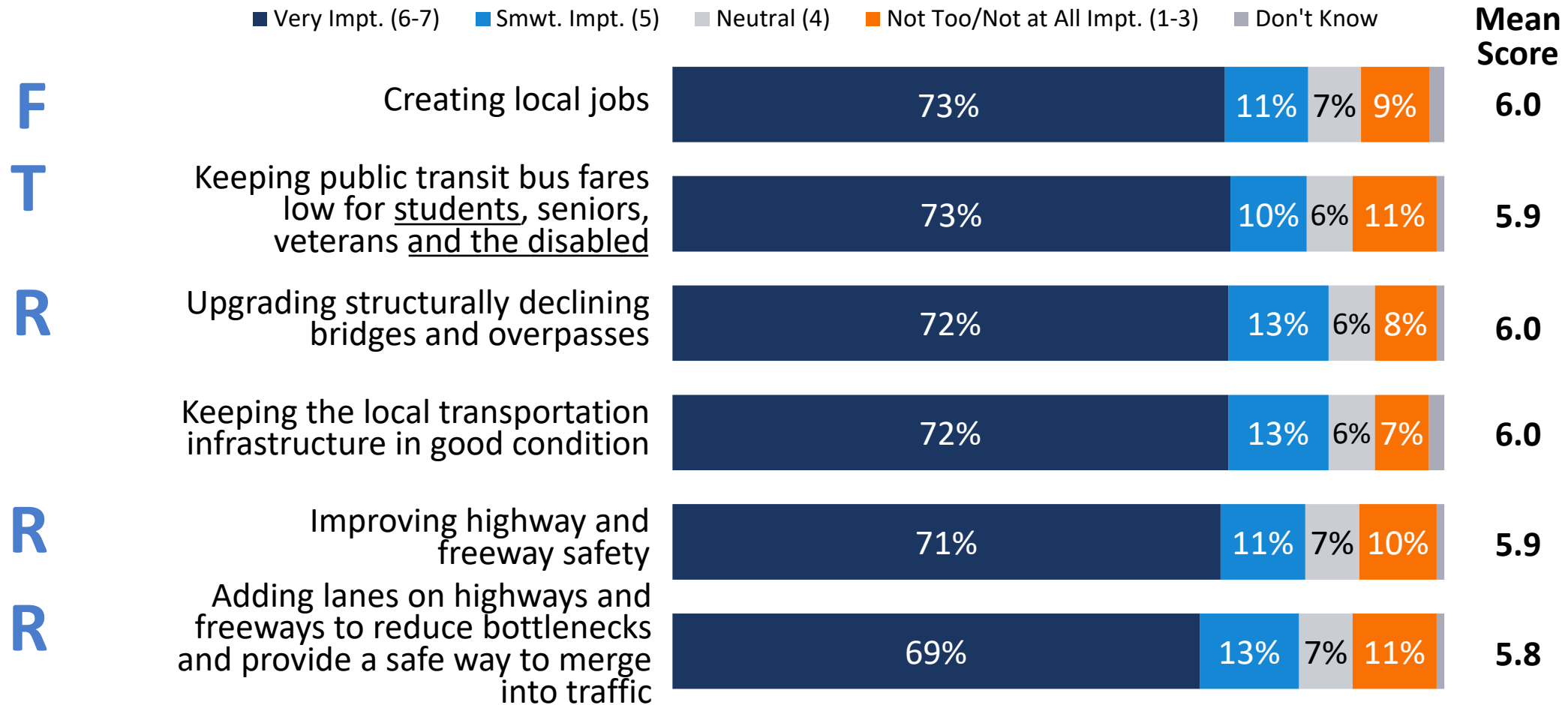
(Ranked by Very Important: 6-7)



Q. I am going to mention some features and provisions of the proposed **Fresno County Transportation Continuation Measure** we are discussing. Regardless of your opinion of the measure, please tell me how important it is to you that the feature or provision be included as part of the measure. We will use a scale of 1 to 7, where 1 means **NOT AT ALL IMPORTANT** to you that the feature or provision is included in the measure extension and 7 means it would be **VERY IMPORTANT**. Split Sample

Continued

(Ranked by Very Important: 6-7)



Q. I am going to mention some features and provisions of the proposed Fresno County Transportation Continuation Measure we are discussing. Regardless of your opinion of the measure, please tell me how important it is to you that the feature or provision be included as part of the measure. We will use a scale of 1 to 7, where 1 means NOT AT ALL IMPORTANT to you that the feature or provision is included in the measure extension and 7 means it would be VERY IMPORTANT. Split Sample



Greatest
Remaining Need



Allocation Principles

Local Choice,
Local Control


Flexibility

Fix it First

No
Neighborhood
Left Behind

Improve
Safety

Equity



Allocations

BY PROGRAM

Measure C Renewal Program		Percent of Total	30-Year Funding Estimate	Percent of Total Need Meet by All Funding Sources Including Measure C
1	Local & Neighborhood Street Repair & Maintenance	51%	3,511,000,000	64%
2	Local Control	18%	1,208,794,520	89%
3	Safe Bikes and Pedestrians (Including Safe Routes to School & Access for People with Disabilities)	1%	75,524,940	95%
4	Urban & Rural Public Transit	12%	811,953,000	96%
5	Major Roads & Highways, Safety Improvement and Congestion Relief	15%	997,713,440	70%
6	Environmental Sustainability	2%	144,000,000	N/A
7	Administration	1%	86,058,856	N/A
Total:		100%	\$ 6,835,044,756	



Measure C 3

Approval Process

Public review of the Draft Measure C Renewal Expenditure Plan began on May 27, 2022 and ended on June 27, 2022

Fresno County Transportation Authority Board Approved the Plan on July 20, 2022

7 July

27 May – 27 June

20 July

Fresno Council of Governments Board Adopted the Plan on July 7, 2022



City of Fresno Revisions to the TWG/EC Plan

- Allows sidewalk repairs to be funded through the Street Repair and Maintenance Program
- Revises the distribution of these street repairs funds from 75% population – 25% road miles to 80% -- 20% (later revised to 78% -- 22%)
- Revises the distribution of the Local Control Program funds to 100% population based
- Establishes an annual \$100,000 minimum allocation within the Street Repair and Maintenance Program for each of the 16 agencies in Fresno County
- Changes a few of the projects included in Fresno's portion of the Tier 1 Major Roads and Highway Program
- Limits Urban Transit Oriented Development (TOD) funding to certain high-density and transit corridor requirements
- Includes local hiring preference language

End result: Cities received greater local allocations with the smallest cities seeing increases between 5% to 20% higher. Fresno County's allocation was reduced by \$187 Million or 14%

Fresno COG Approved Plan

Local Flow Thru	TWG/EC Committee Recommendation		COG Approved Plan		Difference
Agency					
Clovis	496,660,395	10.36%	519,210,059	10.83%	\$22,549,664
Coalinga	69,196,730	1.44%	74,562,264	1.55%	\$5,365,534
Firebaugh	32,379,516	0.68%	36,943,730	0.77%	\$4,564,214
Fowler	29,414,298	0.61%	32,599,858	0.68%	\$3,185,560
Fresno	2,210,712,853	46.10%	2,307,800,260	48.13%	\$97,087,407
Huron	28,275,367	0.59%	33,128,585	0.69%	\$4,853,218
Kerman	65,270,367	1.36%	71,008,461	1.48%	\$5,738,094
Kingsburg	58,709,643	1.22%	61,935,554	1.29%	\$3,225,911
Mendota	47,821,219	1.00%	53,838,196	1.12%	\$6,016,977
Orange Cove	39,791,905	0.83%	44,073,084	0.92%	\$4,281,179
Parlier	60,804,739	1.27%	67,641,387	1.41%	\$6,836,648
Reedley	107,393,155	2.24%	114,213,410	2.38%	\$6,820,255
San Joaquin	16,972,795	0.35%	20,611,555	0.43%	\$3,638,760
Sanger	113,431,849	2.37%	120,149,116	2.51%	\$6,717,267
Selma	100,787,707	2.10%	107,380,167	2.24%	\$6,592,460
County of Fresno	1,317,696,922	27.48%	1,130,223,774	23.57%	(\$187,473,148)
TOTAL	4,795,319,460	100.00%	4,795,319,460	100.00%	\$0



30 Year Revenue Changes

Based on Fresno COG Approved Plan

Agency	Increased Revenues over 30 Years for Street Repairs, Flexible Funds (Local Control)
Clovis	\$22.5 million (+4.5%)
Coalinga	\$5.4 million (+7.8%)
Firebaugh	\$4.6 million (+14.1%)
Fowler	\$3.2 million (+10.8%)
Fresno	\$97 million (+4.4%)
Huron	\$4.8 million (+17.2%)
Kerman	\$5.7 million (+8.8%)
Kingsburg	\$3.2 million (+5.5%)

Agency	Increased Revenues over 30 Years for Street Repairs, Flexible Funds (Local Control)
Mendota	\$6.0 million (+12.6%)
Orange Cove	\$4.3 million (+10.8%)
Parlier	\$6.8 million (+11.2%)
Reedley	\$76.8 million (+6.4%)
San Joaquin	\$3.6 million (+21.4%)
Sanger	\$6.7 million (+5.9%)
Selma	\$6.6 million (+6.5%)

Fresno County:

Decreased Revenues
\$187 million (-14.2%)



Major Roads & Highways Program

- Provides Connectivity Between Communities
- Improvements to Fresno Airports
- Improves Mobility: Addition of Travel Lanes, Passing Lanes, Interchanges, & Other Major Improvements

- Urban Tier 1 Project List:
25 Local & State Hwy Projects totaling \$833 M
- Rural Tier 1 Project List:
20 Local & State Hwy Projects totaling \$ 320 M
- Urban Tier 2 Project List:
31 Local & State Hwy Projects totaling \$1.592 B
- Rural Tier 2 Project List
14 Local & State Hwy Projects totaling \$415 M

Proposed Plan

- Allow the entire county to fix potholes & repair streets, reaching an average Pavement Condition Index of 70, which is within the “Good” category
- Dedicate no less than 30% of the street repair funds to disadvantaged areas, and provide a minimum \$100,000 street repair allocation to each agency
- Provide over \$1 billion in Local Control funding so that each agency can best meet their transportation needs
- Provide over \$800 million to the three transit agencies; 180% of current transit allocations
- Meet 95% of the overall active transportation need
- Help address safety issues & congestion choke points
- Dedicate \$144 million for environmental enhancements



Recommendation

Council Approval of the FCOG
and FCTA Expenditure Plan &
Implementing Guidelines

