

RECEIVED

Agenda Item: ID17-759

Date: 5/25/17

2017 MAY 24 PM 4 07

FRESNO CITY COUNCIL

CITY CLERK, FRESNO CA



Supplemental Information Packet

Agenda Related Item(s) – ID17-759

Contents of Supplement: PowerPoint Presentation

Item(s)

WORKSHOP – Presentation of the Mayor’s Fiscal Year 2018 Budget – Mayor’s Office

Supplemental Information:

Any agenda related public documents received and distributed to a majority of the City Council after the Agenda Packet is printed are included in Supplemental Packets. Supplemental Packets are produced as needed. The Supplemental Packet is available for public inspection in the City Clerk’s Office, 2600 Fresno Street, during normal business hours (main location pursuant to the Brown Act, G.C. 54957.5(2)). In addition, Supplemental Packets are available for public review at the City Council meeting in the City Council Chambers, 2600 Fresno Street. Supplemental Packets are also available on-line on the City Clerk’s website.

Americans with Disabilities Act (ADA):

The meeting room is accessible to the physically disabled, and the services of a translator can be made available. Requests for additional accommodations for the disabled, sign language interpreters, assistive listening devices, or translators should be made one week prior to the meeting. Please call City Clerk’s Office at 621-7650. Please keep the doorways, aisles and wheelchair seating areas open and accessible. If you need assistance with seating because of a disability, please see Security.



RECEIVED

2017 MAY 24 PM 4 28

CITY CLERK, FRESNO CA

FY2018

BUDGET



LEE BRAND, Mayor
BRUCE RUDD, City Manager

General Fund 5-Year Projections/Reserve

	FY 2017 Estimate	FY 2018 Proposed	FY 2019 Projected	FY 2020 Projected	FY 2021 Projected	FY 2022 Projected
In thousands						
Carryover	9,986	8,007	3,837	1,589	175	275
Sales Tax	82,537	84,518	86,546	88,797	91,105	93,474
• Triple Flip final true up	10,181	0	0	0	0	0
Property Tax	122,664	126,531	129,694	134,882	139,602	143,092
Charges for Current Svcs	31,338	33,380	34,381	35,172	35,981	36,809
All Other	71,087	72,510	73,435	74,533	76,205	77,650
Subtotal On-going Revenues	316,807	316,939	324,056	333,384	342,893	351,025
Total Resources (On-going Revenues + Carryover)	326,793	324,946	327,893	334,973	343,068	351,300
Employee Services	226,392	227,776	234,897	239,805	244,840	250,298
All Other Expenditures	73,540	74,997	72,999	75,360	76,318	78,976
Subtotal Expenditures	299,932	302,773	307,896	315,165	321,158	329,274
Debt Service (net of POB) & Transfers	18,854	18,336	18,408	19,632	21,635	21,309
Total Expenditures & Transfers	318,786	321,109	326,304	334,798	342,793	350,584
Ending Balance (Resources less Expend. & Transfers)	8,007	3,837	1,589	175	275	716
General Fund Reserve – Beginning Balance	16,303	20,475	24,075	27,675	31,275	34,875
RDA Debt Service Repayment/Interest	4,172	3,600	3,600	3,600	3,600	3,600
General Fund Reserve – Ending Balance	20,475	24,075	27,675	31,275	34,875	38,475
Reserve level as a % of Expenditures	6.83%	7.95%	8.99%	9.92%	10.86%	11.68%



KEY INITIATIVES

- ECONOMIC DEVELOPMENT
- PUBLIC SAFETY
- IMPROVING QUALITY OF LIFE
- PRUDENT FISCAL MANAGEMENT

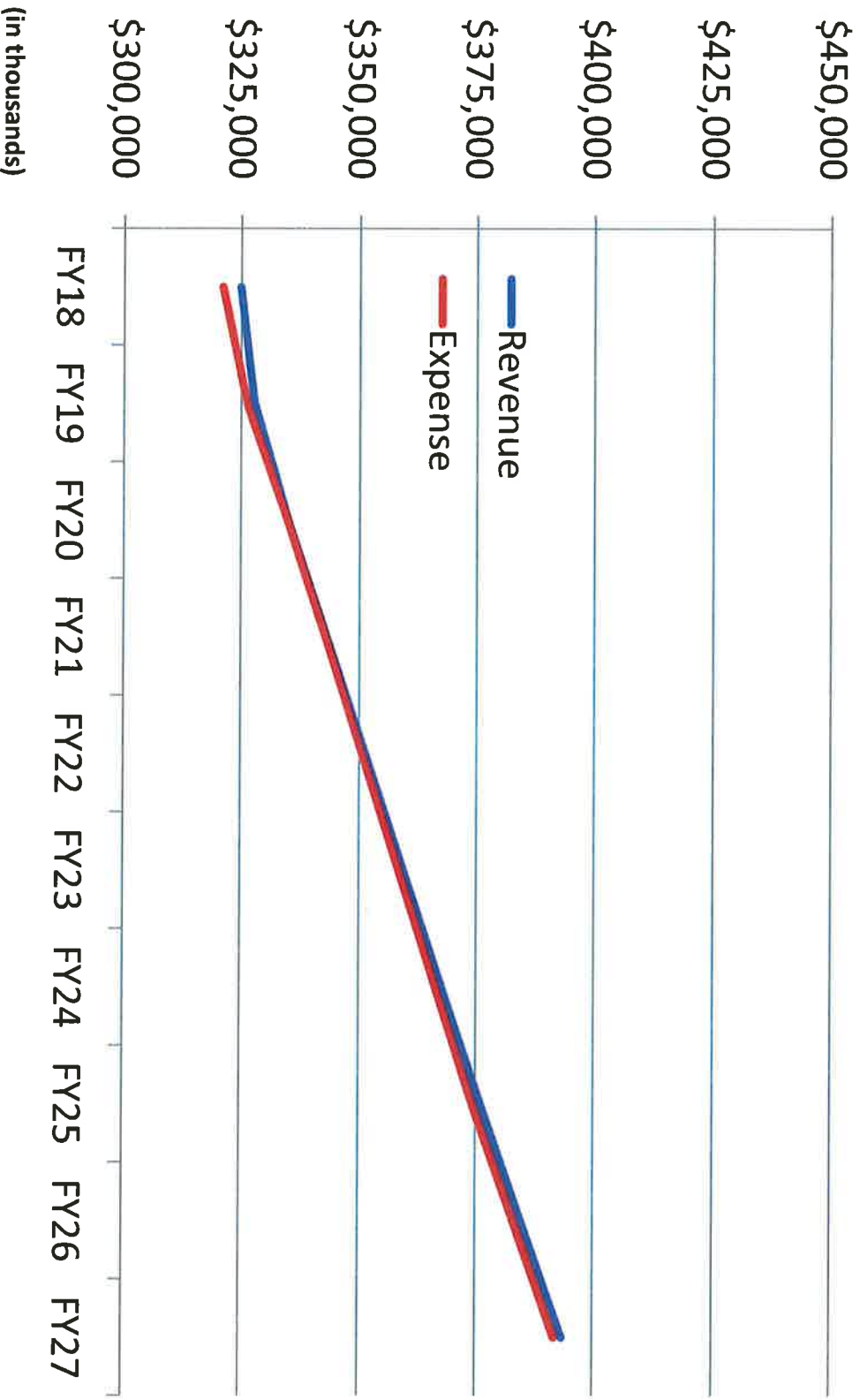


ECONOMIC DEVELOPMENT

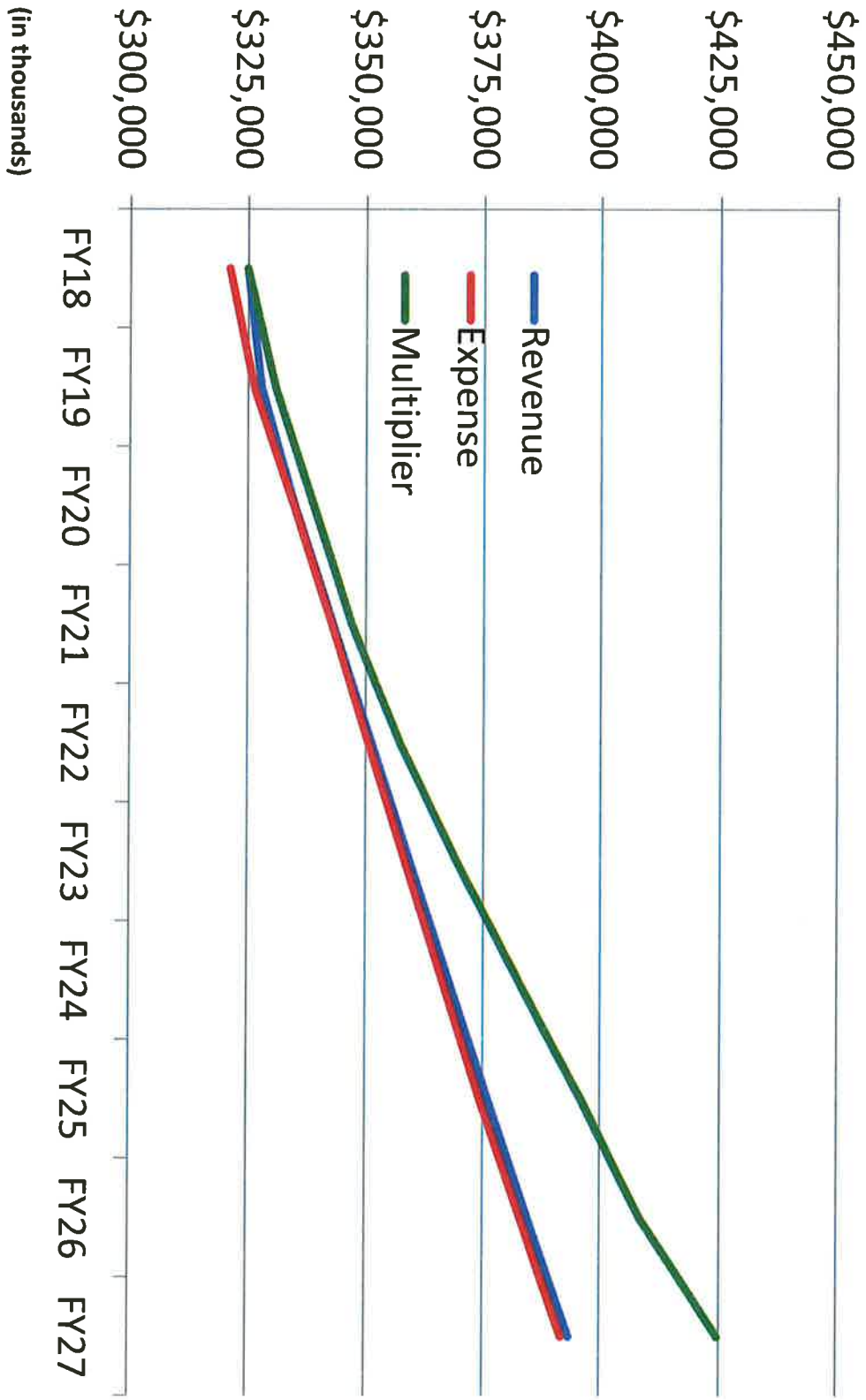
- Continued funding for Economic Expansion Act and iDEFER Program.
- Funding to complete implementation of the new software system that supports Business Friendly Fresno
- Continued investments in infrastructure projects that support business expansion and attraction, including completion of the SE Surface Water Treatment Plant and Phase I of the Recycled Water Program.



Estimated General Fund Revenue and Expenses (Ten Year)



Estimated General Fund Revenue and Expenses w/Multiplier Effect (Ten Year)



ECONOMIC DEVELOPMENT

- More jobs = more revenue.
- More revenue = better services.
- Better services = better quality of life.



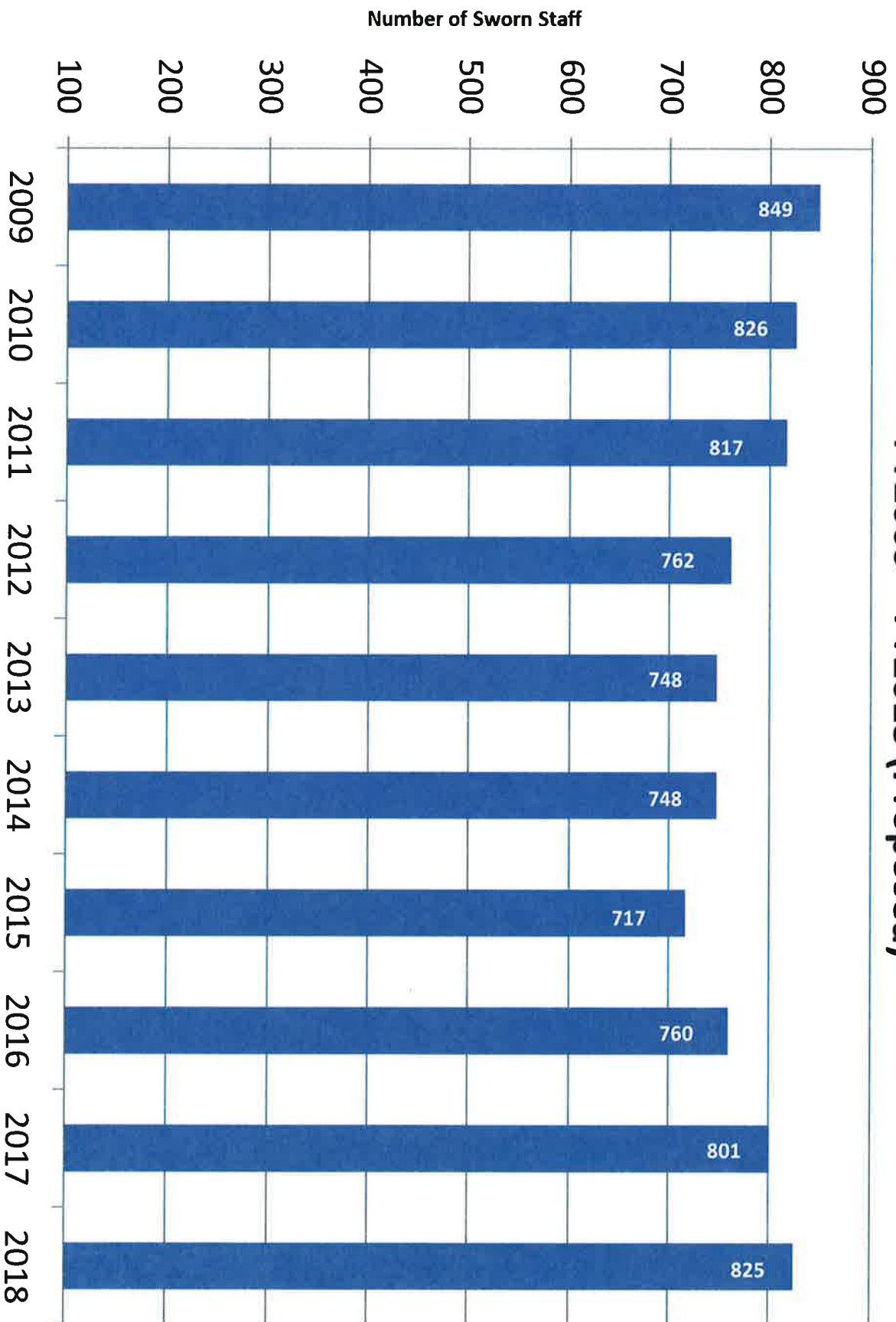


QUALITY OF LIFE IMPROVEMENTS

- Establish the Proactive Rental Housing Inspection Program.
- Expansion of Weekend Health & Fitness Program to include instructional and recreational swimming programs.
- \$5 million in funding for neighborhood parks renovation.
- Over \$26 million in funding for street maintenance projects.
- Additional monies for street maintenance, paving, alley cleaning, pothole repair, street tree trimming and median island maintenance.
- Enhancements to online billing for utilities.



Police Sworn Staffing FY2009 – FY2018 (Proposed)





PUBLIC SAFETY

- Increasing police sworn staffing to 825, the highest sworn staffing level since 2010.
- Expanded ShotSpotter coverage.
- New police substation in Southeast Fresno.
- 50 new patrol vehicles and 14 motorcycles.
- Office of Independent Review full-time and local.
- 3rd year of an 8-year program to completely replace all Fire engines and other apparatus.
- 2nd year of complete replacement of Fire personnel protective equipment.





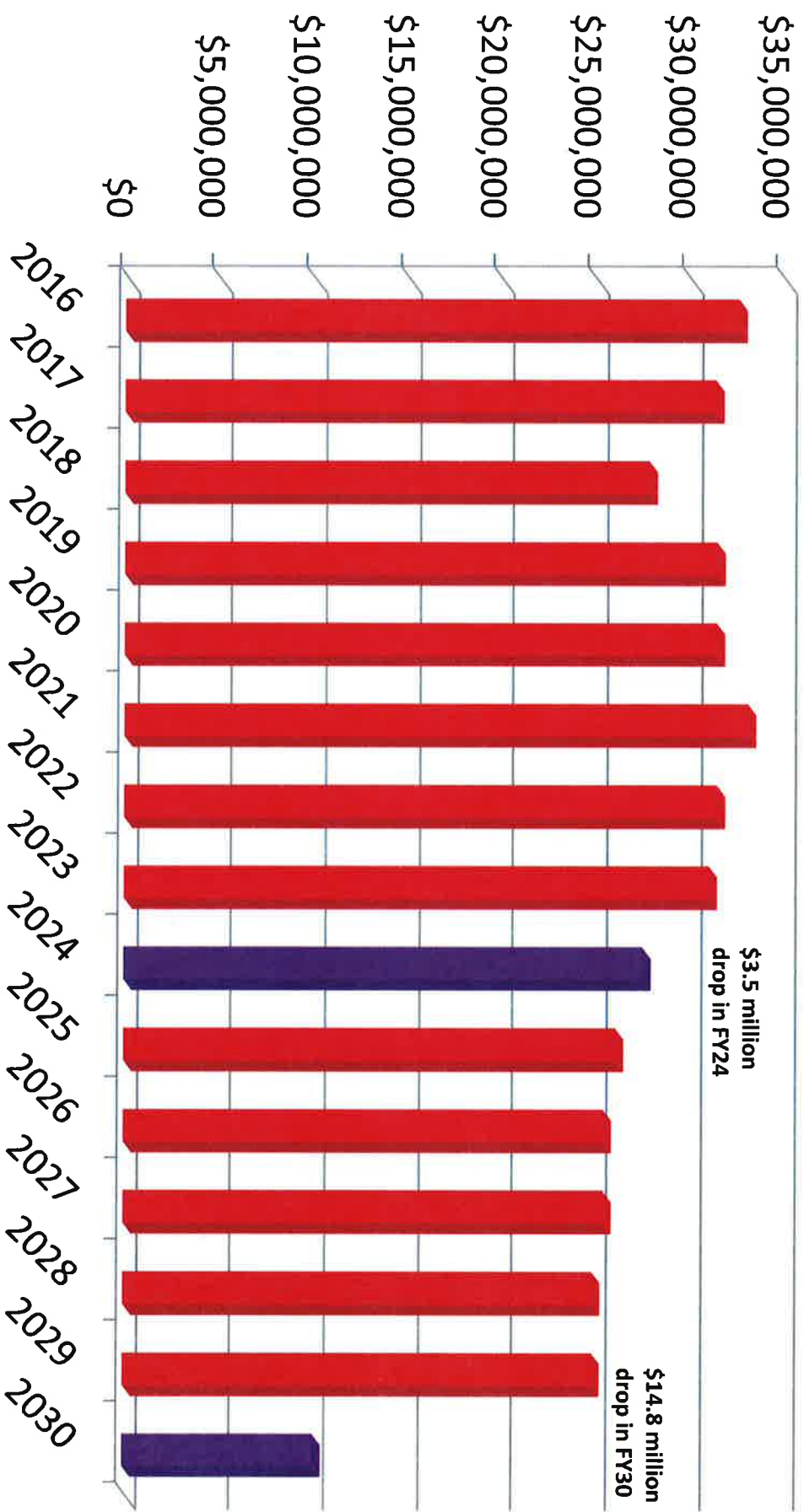
FISCAL MANAGEMENT

- Over \$1 million in savings from refinancing debt.
- Total of \$42 million in savings citywide over the life of the debt.
- 10% reserve by FY 2020.
- Innovative funding streams.
- Align one-time savings and revenues.



GENERAL FUND DEBT SERVICE

Annual Debt Service





FY2018 BUDGET

LEE BRAND, Mayor
BRUCE RUDD, City Manager

