



The Tower District Specific Plan Community Survey

Wednesday, August 09, 2023

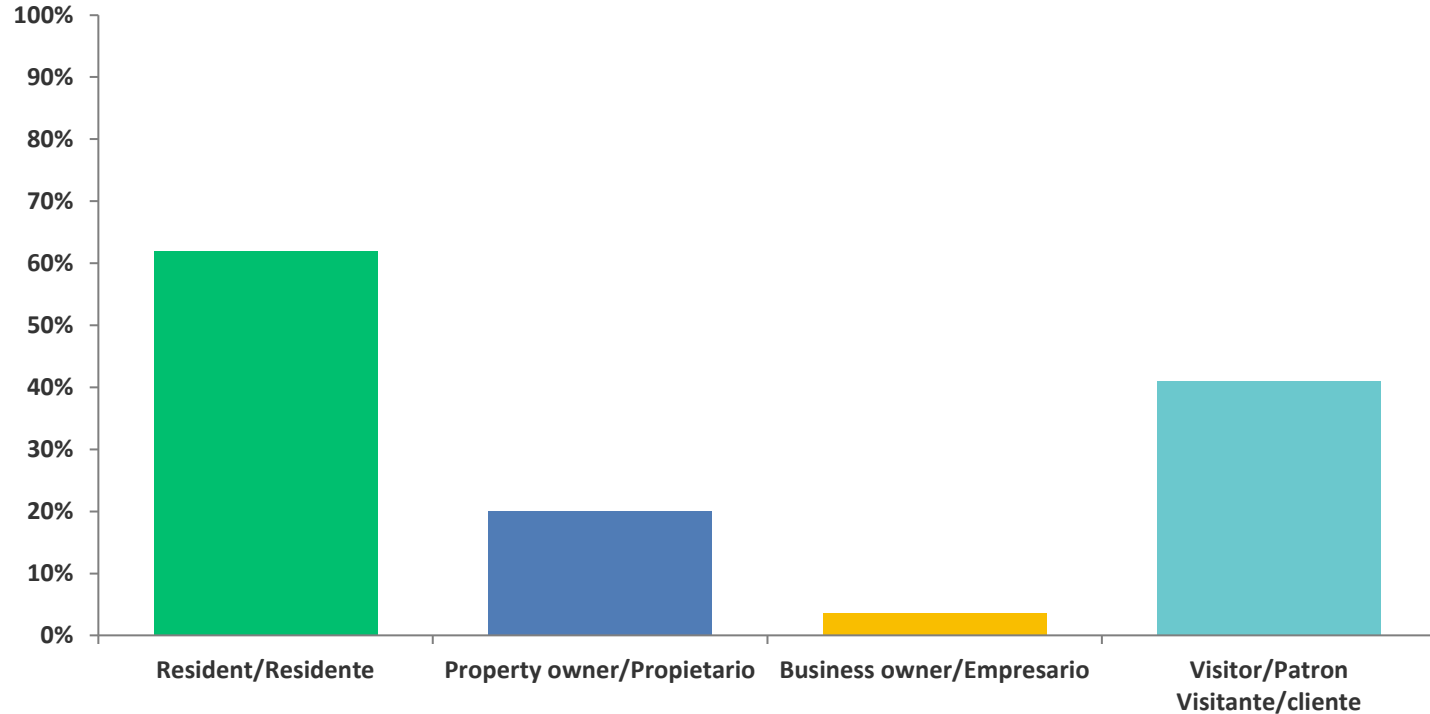
Total Responses

682

Complete Responses: 682

Q1: What is your connection with the Tower District?

Answered: 674 Skipped: 8



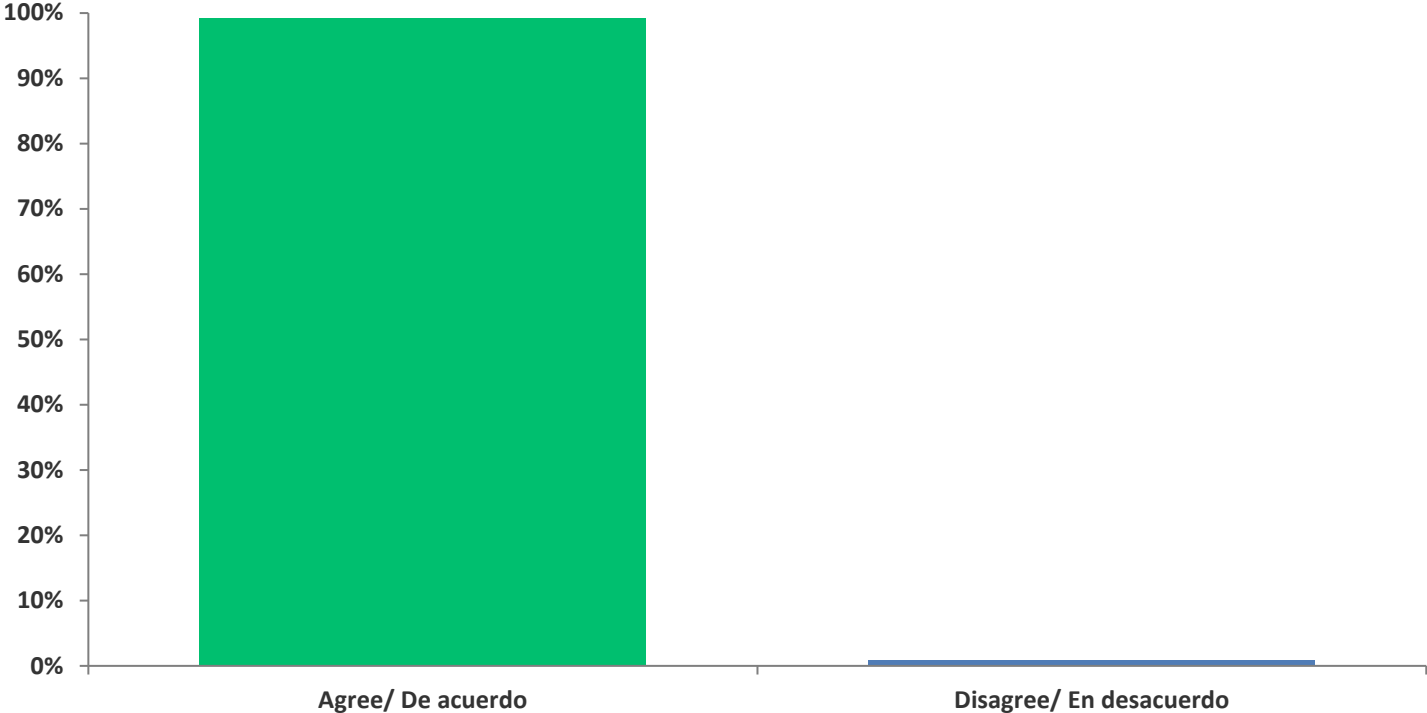
Q1: What is your connection with the Tower District?

Answered: 674 Skipped: 8

ANSWER CHOICES	RESPONSES	
Resident/Residente	61.91%	421
Property owner/Propietario	20.0%	136
Business owner/Empresario	3.53%	24
Visitor/Patron Visitante/cliente	41.03%	279
TOTAL		860

Q3: Do you believe it is important to preserve and protect historic buildings and resources in the Tower District?

Answered: 681 Skipped: 1



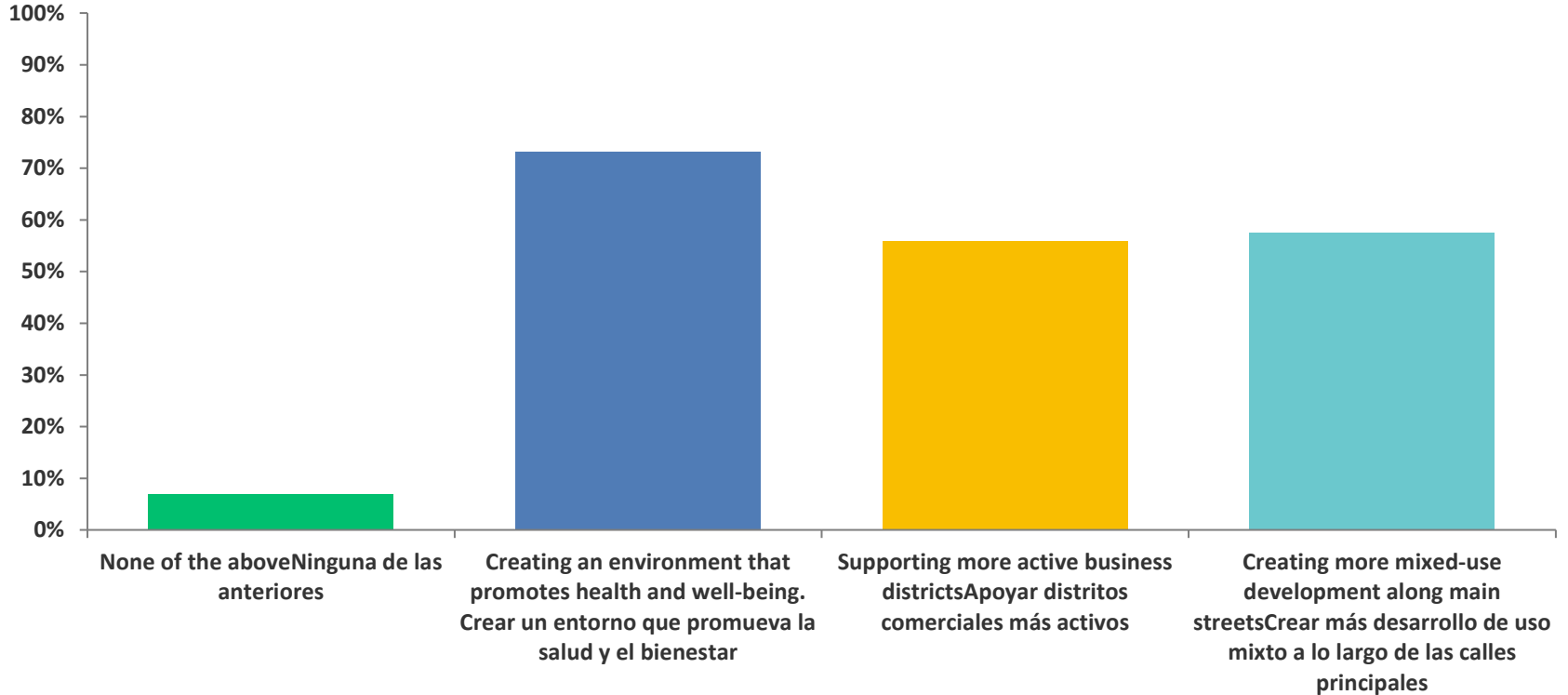
Q3: Do you believe it is important to preserve and protect historic buildings and resources in the Tower District?

Answered: 681 Skipped: 1

ANSWER CHOICES	RESPONSES	
Agree/ De acuerdo	99.27%	676
Disagree/ En desacuerdo	0.88%	6
TOTAL		682

Q4: Do you think the Tower District has a need for...

Answered: 668 Skipped: 14



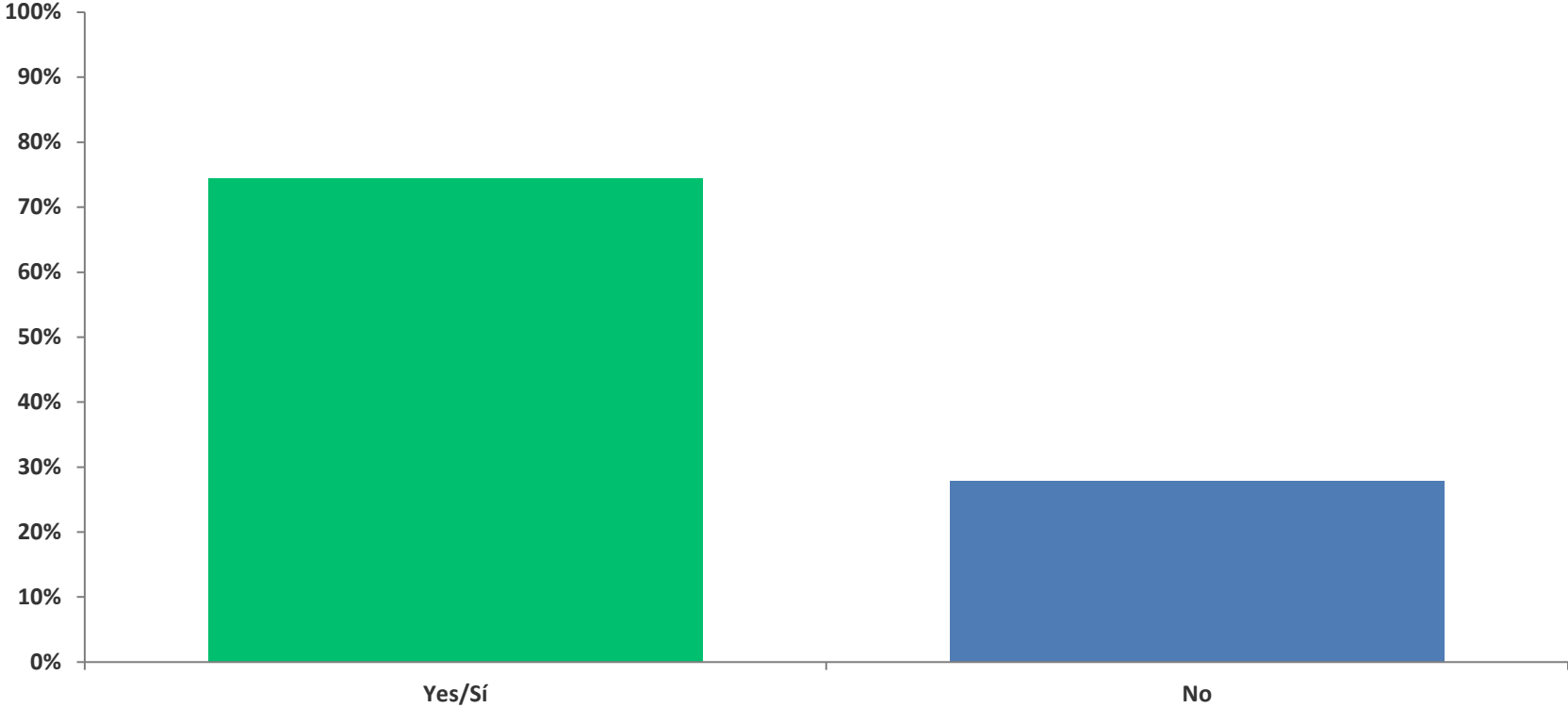
Q4: Do you think the Tower District has a need for...

Answered: 668 Skipped: 14

ANSWER CHOICES	RESPONSES	
None of the aboveNinguna de las anteriores	6.89%	46
Creating an environment that promotes health and well-being. Crear un entorno que promueva la salud y el bienestar	73.20%	489
Supporting more active business districtsApoyar distritos comerciales más activos	55.84%	373
Creating more mixed-use development along main streetsCrear más desarrollo de uso mixto a lo largo de las calles principales	57.63%	385
TOTAL		1293

Q5: Do you feel safe getting around on foot, and by bike in the Tower District?

Answered: 677 Skipped: 5



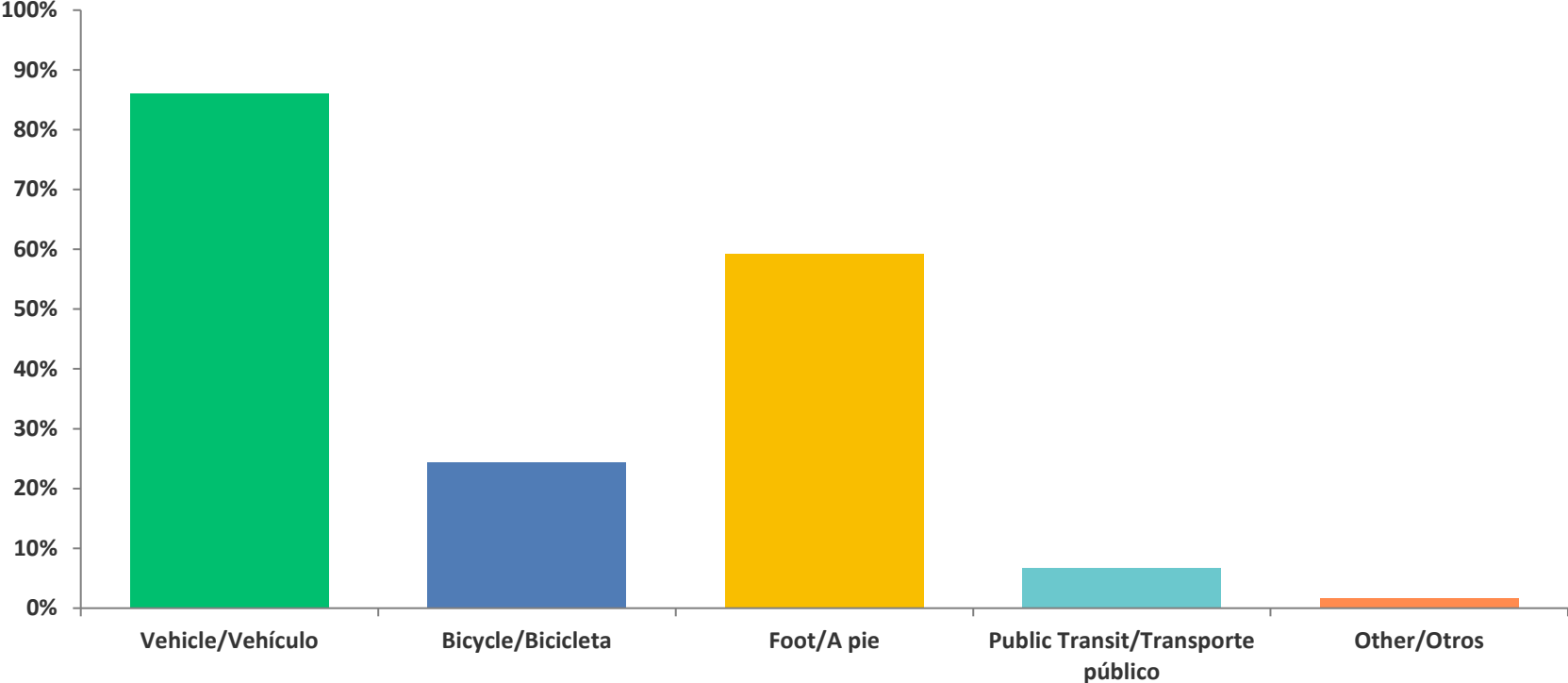
Q5: Do you feel safe getting around on foot, and by bike in the Tower District?

Answered: 677 Skipped: 5

ANSWER CHOICES	RESPONSES	
Yes/Sí	74.45%	507
No	27.90%	190
TOTAL		697

Q6: Which modes of transportation do you use most?

Answered: 681 Skipped: 1



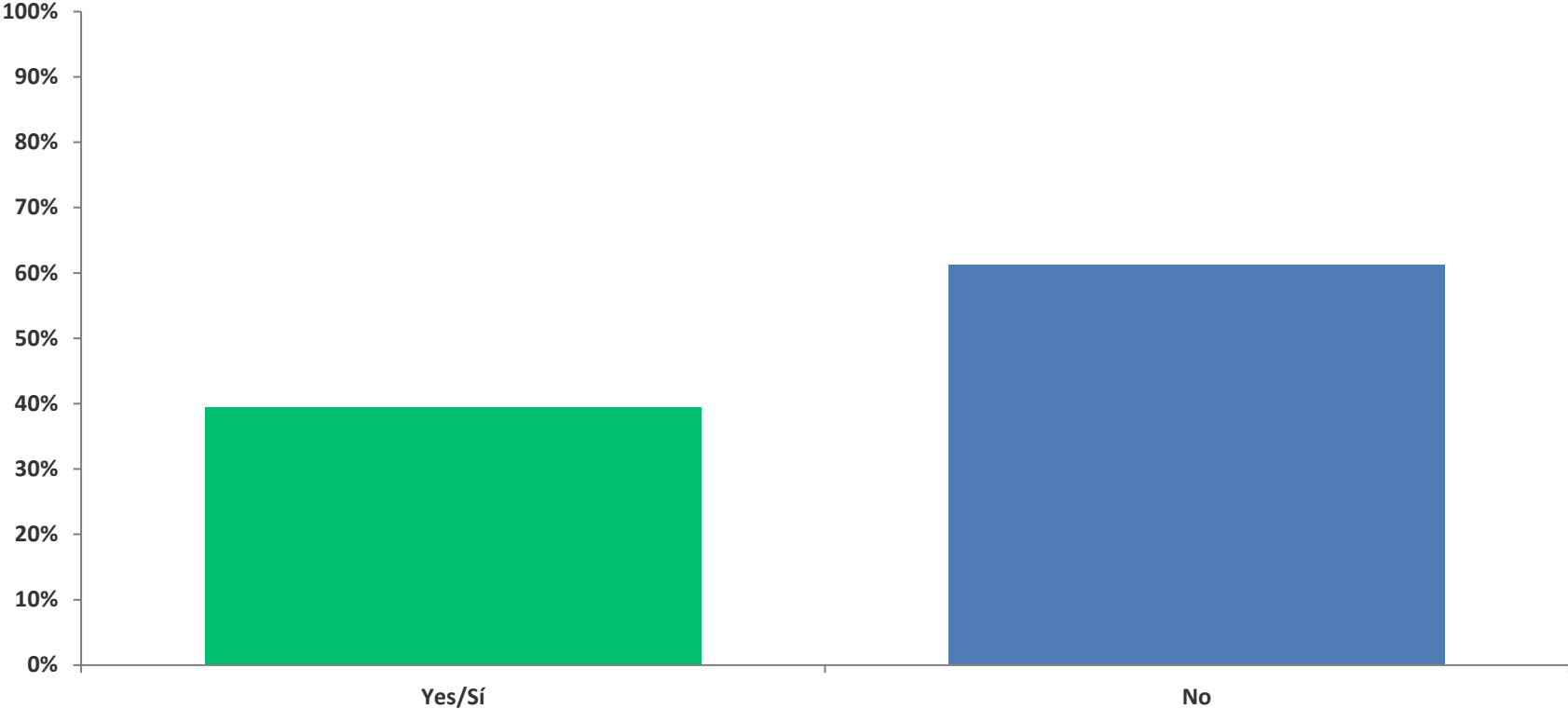
Q6: Which modes of transportation do you use most?

Answered: 681 Skipped: 1

ANSWER CHOICES	RESPONSES	
Vehicle/Vehículo	86.05%	586
Bicycle/Bicicleta	24.38%	166
Foot/A pie	59.32%	404
Public Transit/Transporte público	6.75%	46
Other/Otros	1.62%	11
TOTAL		1213

Q7: Do you think there is access to affordable housing in the Tower District?

Answered: 646 Skipped: 36



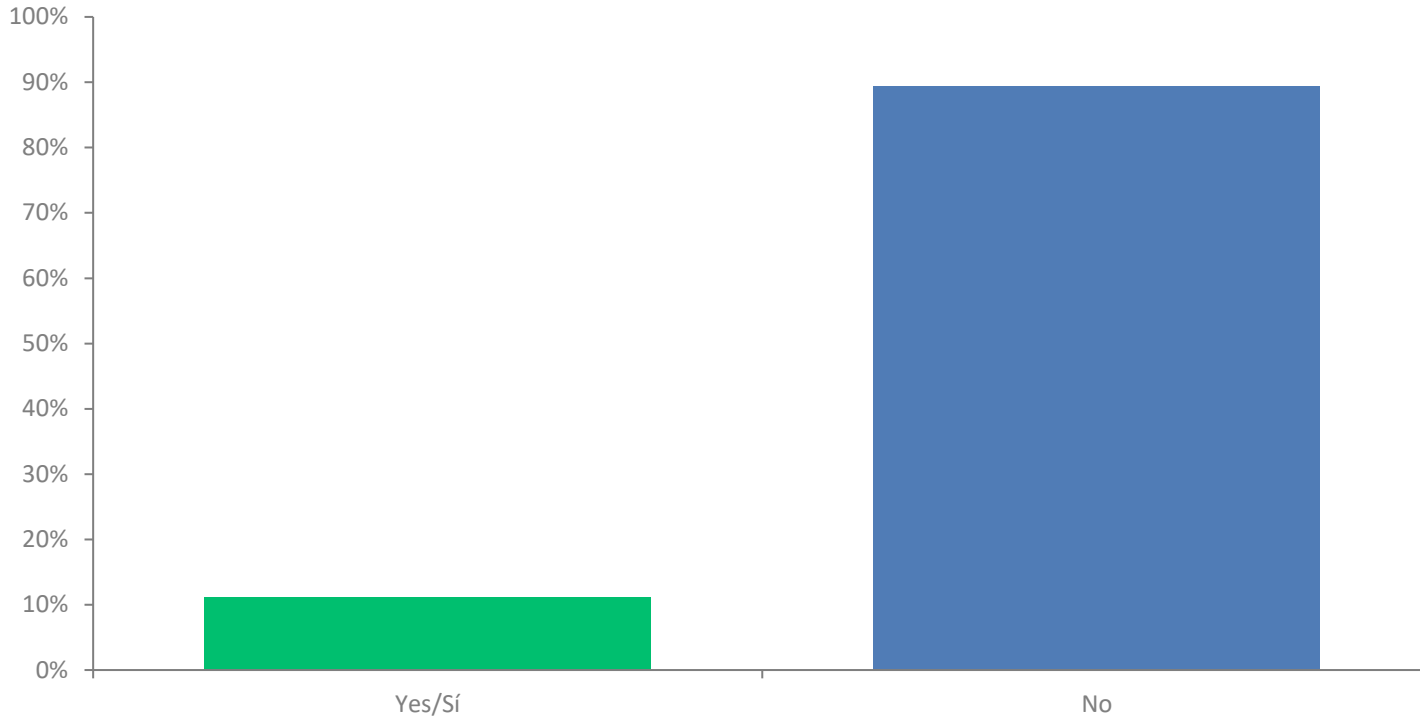
Q7: Do you think there is access to affordable housing in the Tower District? ¿Cree que hay acceso a viviendas asequibles en el distrito de Tower?

Answered: 646 Skipped: 36

ANSWER CHOICES	RESPONSES	
Yes/Sí	39.47%	255
No	61.15%	395
TOTAL		650

Q8: Do you think the Tower District has sufficient green spaces/recreation? ¿Cree que el distrito de Tower dispone de suficientes espacios verdes/recreativos?

Answered: 676 Skipped: 6



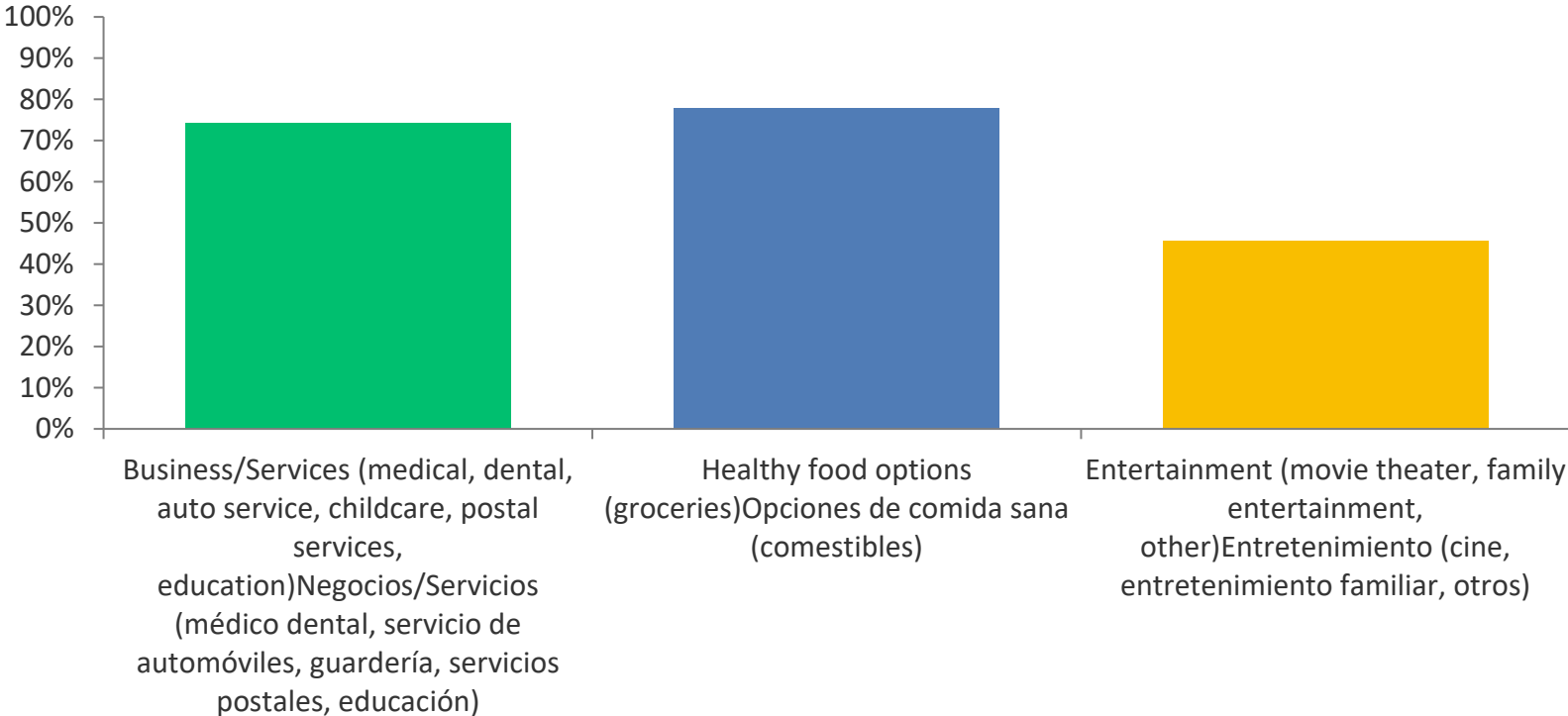
Q8: Do you think the Tower District has sufficient green spaces/recreation?

Answered: 676 Skipped: 6

ANSWER CHOICES	RESPONSES	
Yes/Sí	11.09%	75
No	89.35%	604
TOTAL		679

Q9: What needs and services do you travel outside of the Tower District to receive?

Answered: 643 Skipped: 39




Q9: What needs and services do you travel outside of the Tower District to receive?

Answered: 643 Skipped: 39

ANSWER CHOICES	RESPONSES	
Business/Services (medical, dental, auto service, childcare, postal services, education)Negocios/Servicios (médico dental, servicio de automóviles, guardería, servicios postales, educación)	74.09%	486
Healthy food options (groceries)Opciones de comida sana (comestibles)	77.90%	511
Entertainment (movie theater, family entertainment, other)Entretenimiento (cine, entretenimiento familiar, otros)	45.73%	300
TOTAL		1297

Q11. What is your...

Answered: 597 Skipped: 85



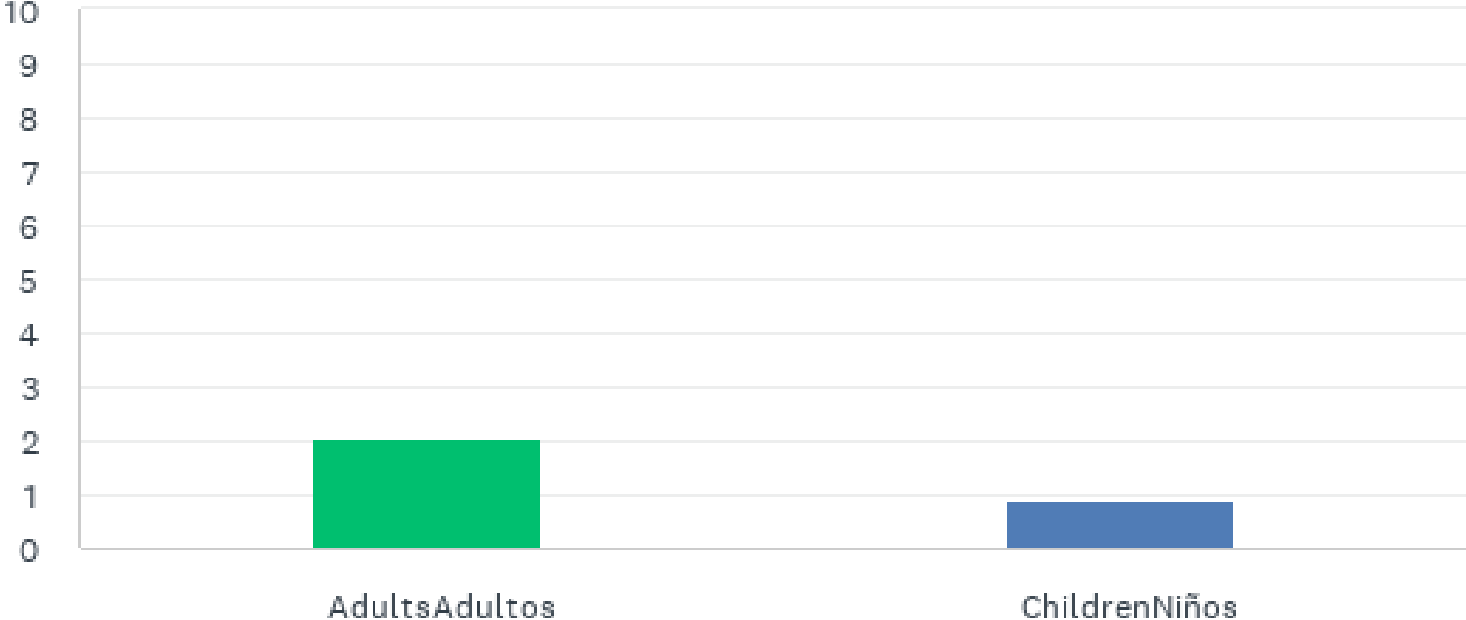
Q11. What is your Ethnicity?

Answered: 579 Skipped: 85



Q12: How many adults (over 18) and how many children (under 18) live in your household?

Answered: 639 Skipped: 43



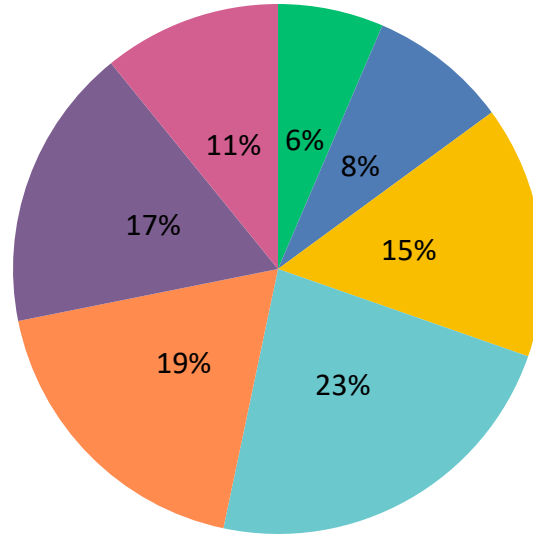
Q12: How many adults (over 18) and how many children (under 18) live in your household?

Answered: 639 Skipped: 43

ANSWER CHOICES	AVERAGE NUMBER	TOTAL NUMBER	RESPONSES
AdultsAdultos	2	1,300	639
ChildrenNiños	1	400	451
Total Respondents: 639			

Q13: What income level does your household fall into?

Answered: 636 Skipped: 46



- Under/Menos de \$15,000
- Between/Entre \$15,000 and \$29,999
- Between/Entre \$30,000 and \$49,999
- Between/Entre \$50,000 and \$74,999
- Between/Entre \$75,000 and \$99,999
- Between/Entre \$100,000 and \$150,000
- Over/Más de \$150,000

Q13: What income level does your household fall into?

Answered: 636 Skipped: 46

ANSWER CHOICES	RESPONSES	
Under/Menos de \$15,000	6.45%	41
Between/Entre \$15,000 and \$29,999	8.49%	54
Between/Entre \$30,000 and \$49,999	15.41%	98
Between/Entre \$50,000 and \$74,999	22.96%	146
Between/Entre \$75,000 and \$99,999	18.55%	118
Between/Entre \$100,000 and \$150,000	17.30%	110
Over/Más de \$150,000	10.85%	69
TOTAL		636

Q14:Enter your Zip code

Answered: 644 Skipped: 38

