



2020-2024 Consolidated Plan and 2020 Annual Action Plan

PUBLIC DRAFT – February 2020

FIVE-YEAR CONSOLIDATED PLAN

For Program Years 2020 to 2024

ANNUAL ACTION PLAN

For Program Year 2020

CITY OF FRESNO, CALIFORNIA

**Planning and Development Department
Housing and Community Development Division**

PUBLIC DRAFT – February 2020

Prepared for the City of Fresno by
Mosaic Community Planning, LLC



This is a draft document that has been made available for public review and comment.

The Public Comment Period begins February 28 and concludes on May 20. Written comments are encouraged during this time and may be submitted to the City's Housing and Community Development Division, 2600 Fresno Street (Room 3065); Fresno, California 93721, or via email to HCDD@fresno.gov. Please indicate "Public Comment" in the subject line of email messages.

Residents are invited to comment on the draft documents at two upcoming Public Hearings:

Wednesday, May 13, 2020 at 5:00 P.M.

Public Hearing regarding the Draft Consolidated Plan, Annual Action Plan, and Analysis of Impediments
Housing and Community Development Commission Meeting
Fresno City Hall; Council Chamber
Fresno, CA 93721

Thursday, May 14, 2020 at approximately 10:05 A.M.

Public Hearing regarding the Draft Consolidated Plan, Annual Action Plan, and Analysis of Impediments
City Council Meeting
Fresno City Hall; 2600 Fresno Street, Council Chamber
Fresno, CA 93721

If, as an attendee at a meeting, you need accommodations such as interpreters, signers, assistive listening devices, or the services of a translator, please contact [\(559\) 621-8300](tel:559-621-8300) or HCDD@fresno.gov. To ensure availability, you are advised to make the request at least 48 hours prior to the meeting.

TABLE OF CONTENTS

EXECUTIVE SUMMARY	6
ES-05 Executive Summary - 24 CFR 91.200(c), 91.220(b).....	6
THE PROCESS	12
PR-05 Lead & Responsible Agencies 24 CFR 91.200(b).....	12
PR-10 Consultation - 91.100, 91.200(b), 91.215(l).....	14
PR-15 Citizen Participation	21
NEEDS ASSESSMENT	35
NA-05 Overview	35
NA-10 Housing Needs Assessment - 24 CFR 91.205 (a,b,c).....	35
NA-15 Disproportionately Greater Need: Housing Problems – 91.205 (b)(2)	46
NA-20 Disproportionately Greater Need: Severe Housing Problems – 91.205 (b)(2).....	49
NA-25 Disproportionately Greater Need: Housing Cost Burdens – 91.205 (b)(2).....	53
NA-30 Disproportionately Greater Need: Discussion – 91.205(b)(2).....	54
NA-35 Public Housing – 91.205(b)	60
NA-40 Homeless Needs Assessment – 91.205(c).....	65
NA-45 Non-Homeless Special Needs Assessment - 91.205 (b,d)	67
NA-50 Non-Housing Community Development Needs – 91.215 (f)	74
HOUSING MARKET ANALYSIS.....	81
MA-05 Overview.....	81
MA-10 Number of Housing Units – 91.210(a)&(b)(2)	81
MA-15 Housing Market Analysis: Cost of Housing - 91.210(a)	84
MA-20 Housing Market Analysis: Condition of Housing – 91.210(a).....	89
MA-25 Public and Assisted Housing – 91.210(b)	94
MA-30 Homeless Facilities and Services – 91.210(c)	97
MA-35 Special Needs Facilities and Services – 91.210(d).....	99
MA-40 Barriers to Affordable Housing – 91.210(e).....	102
MA-45 Non-Housing Community Development Assets – 91.215 (f).....	104
MA-50 Needs and Market Analysis Discussion	113
MA-60 Broadband Needs of Housing occupied by Low- and Moderate-Income Households - 91.210(a)(4), 91.310(a)(2).....	117
MA-65 Hazard Mitigation - 91.210(a)(5), 91.310(a)(3)	120
STRATEGIC PLAN.....	122
SP-05 Overview	122
SP-10 Geographic Priorities – 91.215 (a)(1).....	123
SP-25 Priority Needs - 91.215(a)(2)	124
SP-30 Influence of Market Conditions – 91.215 (b).....	129
SP-35 Anticipated Resources - 91.215(a)(4), 91.220(c)(1,2)	130
SP-40 Institutional Delivery Structure – 91.215(k).....	135
SP-45 Goals Summary – 91.215(a)(4)	141
SP-50 Public Housing Accessibility and Involvement – 91.215(c).....	144
SP-55 Barriers to affordable housing – 91.215(h)	144
SP-60 Homelessness Strategy – 91.215(d).....	145

SP-65 Lead based paint Hazards – 91.215(i)	148
SP-70 Anti-Poverty Strategy – 91.215(j)	148
SP-80 Monitoring – 91.230	150
EXPECTED RESOURCES	152
AP-15 Expected Resources – 91.220(c)(1,2)	152
ANNUAL GOALS AND OBJECTIVES	157
AP-20 Annual Goals and Objectives	157
PROJECTS	160
AP-35 Projects – 91.220(d)	160
AP-38 Project Summary	163
AP-50 Geographic Distribution – 91.220(f)	181
AFFORDABLE HOUSING	182
AP-55 Affordable Housing – 91.220(g)	182
AP-60 Public Housing – 91.220(h)	183
AP-65 Homeless and Other Special Needs Activities – 91.220(i)	184
AP-70 HOPWA Goals - 91.220 (l)(3)	187
AP-75 Barriers to affordable housing – 91.220(j)	188
AP-85 Other Actions – 91.220(k)	188
PROGRAM SPECIFIC REQUIREMENTS	191
AP-90 Program Specific Requirements – 91.220(l)(1,2,4)	191
APPENDIX A: PUBLIC NOTICES AND CITIZEN OUTREACH	197
Outreach Activities in Support of the November 2019 Workshops and Community Needs Survey	197
Outreach Activities in Support of the December 2019 Workshops and Community Needs Survey	213
Outreach Activities in Support of the January 2020 Workshops	227
APPENDIX B: CITY OF FRESNO REVISED CITIZEN PARTICIPATION PLAN	237

EXECUTIVE SUMMARY

ES-05 Executive Summary - 24 CFR 91.200(c), 91.220(b)

1. Introduction

Every five years, the City of Fresno must prepare a strategic plan (known as the Consolidated Plan) which governs the use of federal housing and community development grant funds that it receives from the United States Department of Housing and Urban Development (HUD). When preparing a Consolidated Plan, grantees must assess the needs and issues in their jurisdictions as a part of their preparation of these documents.

The grant funds received from HUD by the City that are covered by the Consolidated Plan include:

- Community Development Block Grant (CDBG) Program
- Home Investment Partnerships Act (HOME) Program
- Emergency Solutions Grant (ESG) Program
- Housing Opportunities for Persons with HIV/AIDS (HOPWA) Program.

The City must also submit to HUD separate Annual Action Plans for each of the five years during the Consolidated Plan period. The Annual Action Plans serve as the City's yearly applications to HUD that are required for the City to receive the annual allocations from the four grant programs. These grants from HUD are known as Entitlement Grant Programs because communities receive the funds every year if they meet program requirements and criteria associated with each of the four grants.

Under HUD's grant program regulations, the City of Fresno may use its CDBG, HOME, and ESG grant funds only within the city limits, however, Fresno receives and administers its HOPWA funding for the entirety of Fresno County, known as its "Eligible Metropolitan Statistical Area" or EMSA. With its HOPWA funds, the City is required to serve eligible persons living anywhere within the EMSA and not just within city limits.

2. Summary of the objectives and outcomes identified in the Plan Needs Assessment Overview

When preparing a Consolidated Plan, grantees must assess the needs in their jurisdictions as a key part of the process. To inform development of priorities and goals over the next five years, the Consolidated Plan's Needs Assessment discusses housing, community development, and economic development needs in the city. It relies on data from the U.S. Census, the 2011-2015 5-Year American Community Survey (ACS), and a special tabulation of ACS data known as Comprehensive Housing Affordability Strategy (CHAS) data that estimates the number of households with one or more housing needs. Local data regarding homelessness and assisted housing is included. Finally, public input gathered through interviews, focus groups, public meetings, and the community survey are coupled with data analysis to identify priority needs

related to affordable housing, homelessness, assisted housing, community development, and economic development in Fresno. Comments provided by attendees at the community meetings, stakeholders and citizens who were interviewed are listed in the Citizen Participation portion of this report; an abbreviated list is below:

Priority Needs Identified by Participants

- Alternative housing models
- Low barrier housing/shelter
- Housing and programs for people who are homeless or victims of domestic violence
- Home repair and rehabilitation
- Affordable housing construction
- Home purchase assistance
- Rental assistance
- Employment and job training programs
- Education programs
- Senior programs and services
- Sidewalk improvements
- Parks, recreational, and senior facility improvements
- Street and curb repair
- Incentives for community members who clean/maintain alleyways
- Accountability and documentation of funds

3. Evaluation of past performance

The City's most recent CAPER (2018-2019) reported on the City's performance relative to the previous Consolidated Plan's goals. Select highlights from the 2018-2019 CAPER are provided below, by goal area. Generally, the City has made good progress toward the goals of its previous Consolidated Plan and as such, the priorities and strategies expressed in this 2020-2024 Consolidated Plan largely align with the City's ongoing approach to program implementation.

Goal 1: Safe and Affordable Housing

- City of Fresno Senior Paint Program: Completed 9 with 9 additional projects to be completed in the PY 2019.
- Minor Code Compliance Program: Completed 11, with 1 project pending completion at the end of the PY 2019.
- CDBG Rehabilitation Program: 1 project pending completion. Targeted Area Rehabilitation Program: Completed 3.
- Habitat for Humanity Senior Paint Program: Completed 13, with 20 projects pending completion.
- Self Help Home Repair Program: Completed 2, with 14 projects pending completion.
- Habitat for Humanity Home Repair Program: Completed 2, with 20 projects pending completion.

Goal 2: Homeless Services

- Based on the Homeless Management Information System (HMIS) reports provided to the City, 795 persons were provided overnight shelter, 68 units of rapid re-housing and 19 units of homeless prevention were provided during PY 2018.
- HOPWA funds were used for supportive services, housing information and referral services, tenant-based rental assistance, and short-term rent, mortgage, and utility (STRMU) assistance to 53 persons.
- The City also contracted with the Fresno Housing Authority to provide HOME funding for Tenant Based Rental Assistance (TBRA) to 17 at-risk families and households for the prevention of homelessness.

Goal 3: Community Services

- City of Fresno After School Program: The Parks, Afterschool Recreation and Community Services (PARCS) department operated the City's after school program and summer FUN Camp, benefitting 712 youth during PY 2018. The afterschool program is offered at ten locations.
- City of Fresno PARCS Senior Hot Meals: Weekday meals and programming provided for seniors at seven sites within the city. The program served congregate hot meals and shelf stable meals to 997 seniors.
- Boys and Girls Club of Fresno County (B&GC): B&GC utilizes CDBG funds to provide education, job training and recreation for youth ages 6 to 18 at three City park centers located in at-risk neighborhoods experiencing high rates of poverty. During PY 2018, the program served 1,031 youth.
- Stone Soup Fresno Job Development Pilot Program: A total of 90 clients were enrolled into the program, and of those, at least 49 attained new part-time or full-time employment or attained wage progression, and 26 completed training or persisted with their training at program end.

Goal 4: Public Facilities and Public Improvements

- Neighborhood Street Improvements: The Hidalgo neighborhood received new sidewalks, drive approaches, and curb ramps, as well as curb and gutter construction/reconstruction for greater ADA accessibility.
- Park Facilities Improvements: CDBG funds providing for capital improvements to parks and recreational facilities serving low- and moderate-income residential areas. The projects include: Romain (challenger course), CA/Tupman (pocket park playground and fencing), Cary Park (lighting installation), design for renovations to various learner pools, Hinton (restroom and field lighting), Granny's Park (youth modular center), JSK Victoria West (playground and shade structure), Dickey Playground (tot lot replacement) Fink-White (splash park)

4. Summary of citizen participation process and consultation process

An important component of the research process for this Consolidated Plan involved gathering input regarding housing and community development needs in the Fresno. The project team used a variety of approaches to achieve meaningful public engagement with residents and other stakeholders, including public meetings, focus groups, interviews, a website comment form, and a community-wide survey. Each of these approaches is briefly summarized here, with greater detail provided in the Citizen Participation section of the Plan.

Public Meetings

Three rounds consisting of a total of 16 public meetings were held to inform residents and other stakeholders of the City's planning process and to gather information for Consolidated Plan. The first round of ten meetings was held in early November to introduce the community to the planning process, provide information on ways to get involved, and collect input on housing and community development needs. These public meetings had both Spanish and Hmong interpreters present and were live-captioned to keep the meeting content accessible to participants with disabilities.

The City of Fresno held three follow-up meetings in December to engage community members in the prioritization of the highest needs identified in the November meetings and community survey. These meetings utilized a small group breakout format, where each group of 2-4 attendees was facilitated by a City of Fresno staff person allowing for more detailed discussion of needs and issues. Finally, a third round of three public meetings was held in January for the purpose of collecting feedback from residents and stakeholders on a draft set of community priorities. These meetings also used a small group breakout format to collect detailed reactions and recommended revisions to the priorities. In all, 168 people attended the public meetings.

Focus Groups

In addition to the public meetings, two focus groups were held to collect input from youth and seniors. As with the public meetings, these groups typically began with an explanation of the Consolidated Plan. The focus group leader then facilitated a discussion of fair and affordable housing needs, neighborhood conditions, and community resources in the City of Fresno. The Senior Focus Group included 36 participants and 30 students participated in the Teen/Pre-Teen Focus Group for a total of 66 participants combined.

Stakeholder Interviews

During the week of November 3, 2019, individual and small group stakeholder interviews were held at locations in Fresno. For people unable to attend an in-person interview, telephone interviews were offered. Stakeholders were identified by City staff and represented a variety of viewpoints including fair housing/legal advocacy, housing, affordable housing, community development and planning, education, employment, homelessness, people with disabilities, and others. Interview invitations were made by email and/or phone to a list of stakeholders compiled by the project team with input from the City of Fresno. A total of 40 stakeholders within the Fresno community participated in an interview with the project team.

Intercept Interviews

A team of City staff conducted intercept interviews at Inspiration Park on a busy Saturday afternoon. The interviewers approached families and individuals as they were picnicking and enjoying the playground with a set of short, informal questions designed to engage residents informally about areas and issues they would like to see improved within the city. In all, 13 residents participated in an intercept interview.

Project Website

A standalone website specifically for the City's Consolidated Plan and Analysis of Impediments project was developed and hosted at www.FresnoConPlanAI.com to be both an information resource for the community and to facilitate input and engagement. The project website was continually updated with meeting details, contained a link to the community survey, and offered fact sheets on each of the City's grant programs. The website received 994 visits from 818 unique users over the course of the project. Three comments were submitted for the project team's consideration through an online comment form located on the website.

Community Survey

A final method for obtaining community input was a 29-question survey available to the general public, including people living or working in the City of Fresno or other stakeholders. The survey was available online and in hard copy, in English, Spanish and Hmong, from October to December 2019. Paper copies were available at the public meetings and other related events held throughout the study area. A total of 500 survey responses were received, including four that were completed in Spanish (although 28% of the English version respondents indicated that they live in multi-lingual households).

5. Summary of public comments

The City of Fresno will hold a 30-day public comment period and a public hearing to receive input from residents and stakeholders on the draft Consolidated Plan prior to approval by the Fresno City Council and submission to HUD. Comments received during the public comment period will be included in this section when this plan is finalized.

6. Summary of comments or views not accepted and the reasons for not accepting them

All public comments were accepted and taken into consideration in preparing the Consolidated Plan.

7. Summary

This Consolidated Plan describes the City's priorities for CDBG, HOME, ESG, and HOPWA funding, including how those resources will be allocated geographically, how the specific projects funded by the City will address these priorities, and the outcomes that can be expected as a result.

The priorities represent the highest level needs expected to be addressed over the 2020-2024 Consolidated Plan period using the City's grant funds. In summary, the priority needs set by this Consolidated Plan are:

1. Provide assistance for the homeless and those at risk of becoming homeless through safe low-barrier shelter options, housing first collaborations, and associated supportive services.
2. Improve access to affordable housing for low-income and special needs households by partnering with interested developers to increase development of low-income and affordable housing in high opportunity areas, and by promoting the preservation and rehabilitation of existing affordable housing units.
3. Promote quality of life and neighborhood revitalization through improvements to current public infrastructure and facilities, and by closing gaps in areas with aging, lower quality, or nonexistent public infrastructure and facilities.
4. Provide services to low-income and special needs households that develop human capital and improve quality of life.
5. Provide services to residents and housing providers to advance fair housing.
6. Plan and administer funding for community development, housing, and homelessness activities with improved transparency, increased community involvement, and full compliance with federal regulations.

The City of Fresno's Consolidated Plan preparation coincides with the development of the first year Action Plan and the annual Notice of Funding Available (NOFA) process. The City awards CDBG, HOME, ESG, and HOPWA funding to non-profits, public agencies, City departments, and developers that provide public services and housing for low-income and special needs households. It is largely through these partners that the City is able to accomplish progress toward its priority needs.

THE PROCESS

PR-05 Lead & Responsible Agencies 24 CFR 91.200(b)

Describe agency/entity responsible for preparing the Consolidated Plan and those responsible for administration of each grant program and funding source

The following are the agencies/entities responsible for preparing the Consolidated Plan and those responsible for administration of each grant program and funding source.

TABLE 1 – RESPONSIBLE AGENCIES

Agency Role	Name	Department/Agency
CDBG Administrator	Fresno	City of Fresno Planning and Development Department, Housing and Community Development Division
HOPWA Administrator	Fresno	City of Fresno Planning and Development Department, Housing and Community Development Division
HOME Administrator	Fresno	City of Fresno Planning and Development Department, Housing and Community Development Division
ESG Administrator	Fresno	City of Fresno Planning and Development Department, Housing and Community Development Division

Narrative

The City of Fresno’s Housing and Community Development Division is the Lead Agency for the City’s United States Department of Housing and Urban Development (HUD) entitlement programs. The City of Fresno’s Housing and Community Development Division, within the Planning and Development Department, is responsible for the administration of HUD Entitlements including but not limited to the Community Development Block Grant Program (CDBG), the HOME Investment Partnerships Program (HOME), the Emergency Solutions Grant program (ESG), and the Housing Opportunities for People with AIDS (HOPWA) funding. By federal law, each jurisdiction is required to submit to HUD a five-year Consolidated Plan and Annual Action Plans listing priorities and strategies for the use of federal funds. The Consolidated Plan is a guide for how the City of Fresno will use its federal funds to meet the housing and community development needs of its populations.

Consolidated Plan Public Contact Information

Tom Morgan
Manager, Housing and Community Development Division
2600 Fresno Street
CH3N 3064-C
Fresno CA 93721
Phone: (559) 621-8064
TTY: (559) 621-8721
Email: HCDD@fresno.gov

PR-10 Consultation - 91.100, 91.200(b), 91.215(I)

1. Introduction

The City of Fresno utilized a robust public engagement process to develop its 2020-2024 Five-Year Consolidated Plan. Prior to preparing the draft Plans, the City of Fresno hosted 16 public engagement meetings reaching a total of 168 unique individuals, two focus groups, and offered a public survey. A total of 500 people participated in the survey. Results of these outreach efforts are summarized in the Community Participation section of the Plan.

The City of Fresno will hold a 30-day public comment period and two public hearings to receive input from residents and stakeholders on the draft Consolidated Plan prior to approval by the Fresno City Council and submission to HUD.

Provide a concise summary of the jurisdiction's activities to enhance coordination between public and assisted housing providers and private and governmental health, mental health and service agencies (91.215(I)).

Through ESG funding, the City of Fresno provides support to the Multi-Agency Access Program (MAP), which serves as the FMCoC coordinated intake program for homeless individuals and families in need of services, including physical and mental health, substance abuse and housing needs. Three MAP Points are located within Fresno's city limits, with the primary point of entry being at the Poverello House, a local non-profit that provides a clinic and shelter.

The City of Fresno has also developed a database of over 500 local service providers with whom it can distribute information and coordinate activities throughout various Fresno communities. Local service providers include those providers in the fields of workforce development and community advocacy, as well as business owners, and public agencies and concerned individuals.

Throughout the community engagement period in the preparation of this plan, stakeholders were consistently engaged, updated, and encouraged to participate in the Consolidated Plan process. Stakeholders were asked to promote the outreach activities with their constituents and beneficiaries. Elected leaders, community planners, and public agencies and departments (City, County, and region-wide) also worked to promote the Consolidated Planning process by updating their social media pages, speaking with residents, and circulating email notifications and flyers. Many of the organizations forwarded the email to their mailing lists and promoted the events to their local partners.

In addition to citywide outreach, staff also conducted targeted outreach in lower income, CDBG-Eligible communities by distributing flyers at local neighborhood organizations and health centers. City of Fresno staff and partnered organization Helping Others Pursue Excellence (H.O.P.E.) also distributed flyers through a door-to-door effort, engaging citizens in their neighborhoods and encouraging them to attend the meetings and to help spread the word. Flyers and outreach were

also conducted door-to-door at affordable housing developments near locations of community meetings.

Describe coordination with the Continuum of Care and efforts to address the needs of homeless persons (particularly chronically homeless individuals and families, families with children, veterans, and unaccompanied youth) and persons at risk of homelessness

The City of Fresno is a member of the Fresno Madera Continuum of Care (FMCoC). The FMCoC is responsible for coordinating homeless services throughout Fresno and Madera Counties, such as homelessness prevention, outreach to homeless individuals, short and mid-term emergency housing, supportive services and mental and physical healthcare access.

Together, the City of Fresno and FMCoC received over \$12 million in Homeless Emergency Aid Program (HEAP) and California Emergency Solutions and Housing (CESH) funding to provide homeless services throughout the region.¹ Over the period of 2019 to 2021, the city will spend approximately \$1.5 million on a triage center, \$650,000 on homeless outreach services for families and youth and \$100,000 on a work program for homeless individuals.² Three triage centers will open within Fresno's city limits, and will be funded either through the City of Fresno or Fresno County. The former Hacienda Hotel in west Fresno will be converted to a 50-bed triage center operated by Mental Health Services, Inc., an FMCoC member. A second triage center, Belgravia, will open in southeast Fresno and will also be operated by an FMCoC member, Turning Point of Central California. Naomi's House, a women's triage center, will open in central Fresno and be operated by FMCoC member Poverello House.³

Describe consultation with the Continuum(s) of Care that serves the jurisdiction's area in determining how to allocate ESG funds, develop performance standards and evaluate outcomes, and develop funding, policies and procedures for the administration of HMIS

As part of its PY 2019 planning process, the City of Fresno consulted the FMCoC on its ESG program allocation amounts. The City also coordinated with the FMCoC and Fresno County to establish its ESG performance standards in 2011. These standards remain in effect. The Fresno Housing Authority, as the Homeless Management Information System (HMIS) Lead for the FMCoC, conducts the Point in Time count and manages data around homelessness. The Fresno Housing Authority, as well as all other members of the FMCoC, utilize the Vulnerability Index assessment tool and the Coordinated Entry System.

¹ Calix, B. (2019, February 2). Fresno makes 'good first step' to address homeless crisis. Here's what it includes. *The Fresno Bee*. Retrieved from: <https://www.fresnobee.com/news/local/article225406375.html>

² City of Fresno, CA. (2019, January 31) *City of Fresno Meeting Minutes – Final, City Council*. Retrieved from: <https://fresno.legistar.com/View.ashx?M=M&ID=662569&GUID=B78C13C6-1EB1-453B-B985-EFD2401C01D1>

³ Calix, B. (2019, July 6). Here's how state money is helping the homeless in Fresno. *The Fresno Bee*. Retrieved from: <https://www.fresnobee.com/news/local/article232086202.html>

Describe Agencies, groups, organizations and others who participated in the process and describe the jurisdictions consultations with housing, social service agencies and other entities

Representative agencies, groups, and organization that participated in the planning process for Fresno’s 2020-2024 Five-Year Consolidated Plan and 2020 Annual Action Plan are shown in the table on the following pages. In addition to the agencies listed, others may have participated in the online survey, which was anonymous.

TABLE 2 – AGENCIES, GROUPS, ORGANIZATIONS WHO PARTICIPATED

	Agency / Group / Organization	Type	Section of Plan Addressed	Consultation Method
1	Access Plus Capital	<ul style="list-style-type: none"> • Banking, Finance 	<ul style="list-style-type: none"> • Market Analysis 	Interview
2	California Apartment Association	<ul style="list-style-type: none"> • Housing 	<ul style="list-style-type: none"> • Housing need assessment 	Interview
3	Central California Legal Services	<ul style="list-style-type: none"> • Services – legal 	<ul style="list-style-type: none"> • Non-homeless special needs 	Interview
4	Central Valley Regional Center	<ul style="list-style-type: none"> • Services – developmental disabilities 	<ul style="list-style-type: none"> • Non-homeless special needs • Housing need assessment 	Interview
5	City of Fresno Director of Customer Relations & Analytics	<ul style="list-style-type: none"> • Other government – city 	<ul style="list-style-type: none"> • Other government – city 	Interview
6	City of Fresno, Long Range Planning	<ul style="list-style-type: none"> • Other government – city 	<ul style="list-style-type: none"> • Other government – city 	Interview
7	City of Fresno, Transportation Department	<ul style="list-style-type: none"> • Other government – city 	<ul style="list-style-type: none"> • Other government – city 	Interview
8	Disability Advisory Commission	<ul style="list-style-type: none"> • Services – fair housing, people with disabilities 	<ul style="list-style-type: none"> • Non-homeless special needs 	Interview
9	Elder Abuse Services, Inc.	<ul style="list-style-type: none"> • Services - elderly 	<ul style="list-style-type: none"> • Non-homeless special needs 	Interview
10	Fair Housing Council of Central California	<ul style="list-style-type: none"> • Services – fair housing 	<ul style="list-style-type: none"> • Non-homeless special needs 	Interview
11	Fresno Building Healthy Communities	<ul style="list-style-type: none"> • Civic organization 	<ul style="list-style-type: none"> • Housing need assessment • Non-homeless special needs 	Interview
12	Fresno City Council	<ul style="list-style-type: none"> • Other government – city 	<ul style="list-style-type: none"> • Housing need assessment 	Interview
14	Fresno Council of Governments	<ul style="list-style-type: none"> • Other government - regional 	<ul style="list-style-type: none"> • Housing need assessment 	Interview
15	Fresno Housing Authority	<ul style="list-style-type: none"> • Housing 	<ul style="list-style-type: none"> • Housing need assessment 	Interview

	Agency / Group / Organization	Type	Section of Plan Addressed	Consultation Method
16	Fresno Metro Ministry	<ul style="list-style-type: none"> • Services – food, health 	<ul style="list-style-type: none"> • Non-homeless special needs 	Interview
17	Fresno Planning Commission	<ul style="list-style-type: none"> • Other government - city 	<ul style="list-style-type: none"> • Housing need assessment 	Interview
18	Fresno Police Department	<ul style="list-style-type: none"> • Other government - city 	<ul style="list-style-type: none"> • Non-homeless special needs 	Interview
19	Fresno Public Works	<ul style="list-style-type: none"> • Other government - city 	<ul style="list-style-type: none"> • Non-homeless special needs • Non-housing community development strategy 	Interview
20	Highway City Community Development, Inc.	<ul style="list-style-type: none"> • Civic Organization 	<ul style="list-style-type: none"> • Housing need assessment 	Interview
21	Lowell Community Development Corporation	<ul style="list-style-type: none"> • Civic Organization 	<ul style="list-style-type: none"> • Housing need assessment 	Interview
22	Marjaree Mason Center	<ul style="list-style-type: none"> • Services – domestic violence 	<ul style="list-style-type: none"> • Housing need assessment 	Interview
23	Orange Center School District	<ul style="list-style-type: none"> • Services – education 	<ul style="list-style-type: none"> • Housing need assessment 	Interview
24	RH Community Builders	<ul style="list-style-type: none"> • Housing 	<ul style="list-style-type: none"> • Housing need assessment 	Interview
25	Sanger Unified School District	<ul style="list-style-type: none"> • Services – education 	<ul style="list-style-type: none"> • Housing need assessment 	Interview
26	Transform Fresno	<ul style="list-style-type: none"> • Other government - city 	<ul style="list-style-type: none"> • Housing need assessment 	Interview
27	Turning Point of Central California	<ul style="list-style-type: none"> • Housing • Services – homelessness 	<ul style="list-style-type: none"> • Housing need assessment • Homeless needs • Homelessness strategy 	Interview
28	WestCare California, Inc.	<ul style="list-style-type: none"> • Services – health, mental health 	<ul style="list-style-type: none"> • Non-homeless special needs 	Interview

Identify any Agency Types not consulted and provide rationale for not consulting

Efforts were made to consult as broad a group of community stakeholders as possible. Email notifications and invitations regarding the community meetings and survey were distributed to stakeholders by the City of Fresno. No agency types were excluded from participation.

Other local/regional/state/federal planning efforts considered when preparing the Plan

TABLE 3 – OTHER LOCAL / REGIONAL / FEDERAL PLANNING EFFORTS

Name of Plan	Lead Organization	How do the goals of your Strategic Plan overlap with the goals of each plan?
Downtown Neighborhoods Community Plan	City of Fresno	The Downtown Neighborhoods Community Plan covers long range planning topics such as urban form, transportation, natural resources, historical/cultural resources and health and wellness. Specific housing related goals including increasing quality of housing and homeownership, and increased access to health and mental health services are also reflected in the strategic plan.
Drive Plan	City of Fresno	The DRIVE Plan has goals to improve housing affordability and stability, reduce racial and economic isolation and support environmental justice and sustainability, most of which are addressed in the strategic plan.

Name of Plan	Lead Organization	How do the goals of your Strategic Plan overlap with the goals of each plan?
Fresno Parks Master Plan	City of Fresno	The Fresno Parks Master Plan includes goals to maintain, improve and expand its existing parks, to include associated recreational facilities; strategic plan.
2015 - 2023 Housing Element	City of Fresno	The goals of the 2015-2023 Housing Element are for the City of Fresno to meet its RHNA housing requirements, assist in the development of housing for low-income households, remove government constraints on housing development, conserve existing affordable housing and to promote equal housing opportunity, which are shared goals with this strategic plan.
Street to Home Fresno County	Fresno Housing Authority	Street to Home Fresno County identifies solutions to help reduce and ultimately end unsheltered homelessness. Several recommendations focused on affordable housing and resources for survivors of domestic violence align with the goals and priorities identified in the strategic plan.
Ten-Year Plan to End Homelessness, 2006-2016	Fresno Madera Continuum of Care	The FMCoC Ten-Year Plan to End Homelessness aims to end homelessness through the collaboration of its Continuum of Care members. Strategies to expand health, mental health, job training and other services, as well as housing, align with the goals and priorities identified in the strategic plan.

Describe cooperation and coordination with other public entities, including the State and any adjacent units of general local government, in the implementation of the Consolidated Plan (91.215(I))

The City of Fresno coordinates with the FMCoC and other Continuum of Care member agencies, such as the Fresno Housing Authority, to expand both housing and services for the region's homeless population.

PR-15 Citizen Participation

1. Summary of citizen participation process/Efforts made to broaden citizen participation

Summarize citizen participation process and how it impacted goal-setting

The City of Fresno follows the process for public participation that is outlined in the City's Citizen Participation Plan, which complies with the U.S. Department of Housing and Urban Development (HUD) citizen participation requirements listed in federal regulation 24 CFR 91.105. The Citizen Participation Plan is designed to ensure resident involvement in the 2020-2024 Five-Year Consolidated Plan and 2020 Annual Action Plan for community development programs including CDBG, HOME, ESG and HOPWA programs.

To obtain input from residents, the City of Fresno began by gathering initial input about priority community development, housing, and homeless needs through ten community meetings, two focus groups, stakeholder and intercept interviews, and a community-wide survey open to residents and other stakeholders. In two subsequent community engagement efforts the City held six meetings to gather feedback on initial engagement results and on draft Consolidated Plan priorities. Dates, time, and locations for the meetings are shown below and results are summarized in the table that follows.

Community Meeting #1

Saturday, November 2, 2019 at 10:30 AM

Teague Elementary School, 4725 N. Polk Avenue, Fresno, CA 93722

Community Meeting #2

Saturday, November 2, 2019 at 1:00 PM

Discovery Center, 1944 N. Winery Avenue, Fresno, CA 93703

Community Meeting #3

Saturday, November 2, 2019 at 3:00 PM

Inspiration Park, 5770 W. Gettysburg Avenue, Fresno, CA 93722

Community Meeting #4

Monday, November 4, 2019 at 6:00 PM

Kirk Elementary School, 2000 E. Belgravia Avenue, Fresno, CA 93706

Community Meeting #5

Monday, November 4, 2019 at 6:30 PM
Pinedale Elementary School, 7171 North Sugar Pine Avenue, Fresno, CA 93650

Community Meeting #6

Monday, November 4, 2019 at 6:30 PM
4100 E. Heaton Avenue, Fresno, CA 93702

Community Meeting #7

Tuesday, November 5, 2019 at 4:00 PM
Highway City, 5140 N. State Street, Fresno, CA 93722

Community Meeting #8

Tuesday, November 5, 2019 at 6:00 PM
Webster Elementary School, 2600 E. Tyler Avenue, Fresno, CA 93701

Community Meeting #9

Tuesday, November 5, 2019 at 6:30 PM
Centennial Elementary School, 3830 E. Saginaw Way, Fresno, CA 93726

Community Meeting #10

Wednesday, November 6, 2019 at 5:00 PM
City of Fresno City Hall, 2600 Fresno Street, Fresno, CA 93721

Senior Focus Group

Monday, November 4, 2019 at 11:30 AM
Ted C. Willis Community Center, 770 N. San Pablo Avenue, Fresno, CA 93728

Teen/Pre-Teen Focus Group

Tuesday, November 5, 2019 at 5:30 PM
Maxie L. Parks Community Center, 1802 E. California Avenue, Fresno, CA 93706

Public Input Feedback Meeting #1

Monday, December 9, 2019 at 6:00 PM
Leavenworth Elementary School, 4420 E. Thomas Avenue, Fresno, CA 93702

Public Input Feedback Meeting #2

Tuesday, December 10, 2019 at 5:30 PM
Ted C. Willis Community Center, 770 N. San Pablo Avenue, Fresno, CA 93728

Public Input Feedback Meeting #3

Thursday, December 12, 2019 at 6:00 PM
Williams Elementary School, 525 W. Saginaw Way, Fresno, CA 93705

Draft Priorities Feedback Meeting #1

Tuesday, January 21, 2020 at 6:00 PM
Sal Mosqueda Community Center, 4670 E. Butler Avenue, Fresno, CA 93702

Draft Priorities Feedback Meeting #2

Wednesday, January 22, 2020 at 6:00 PM

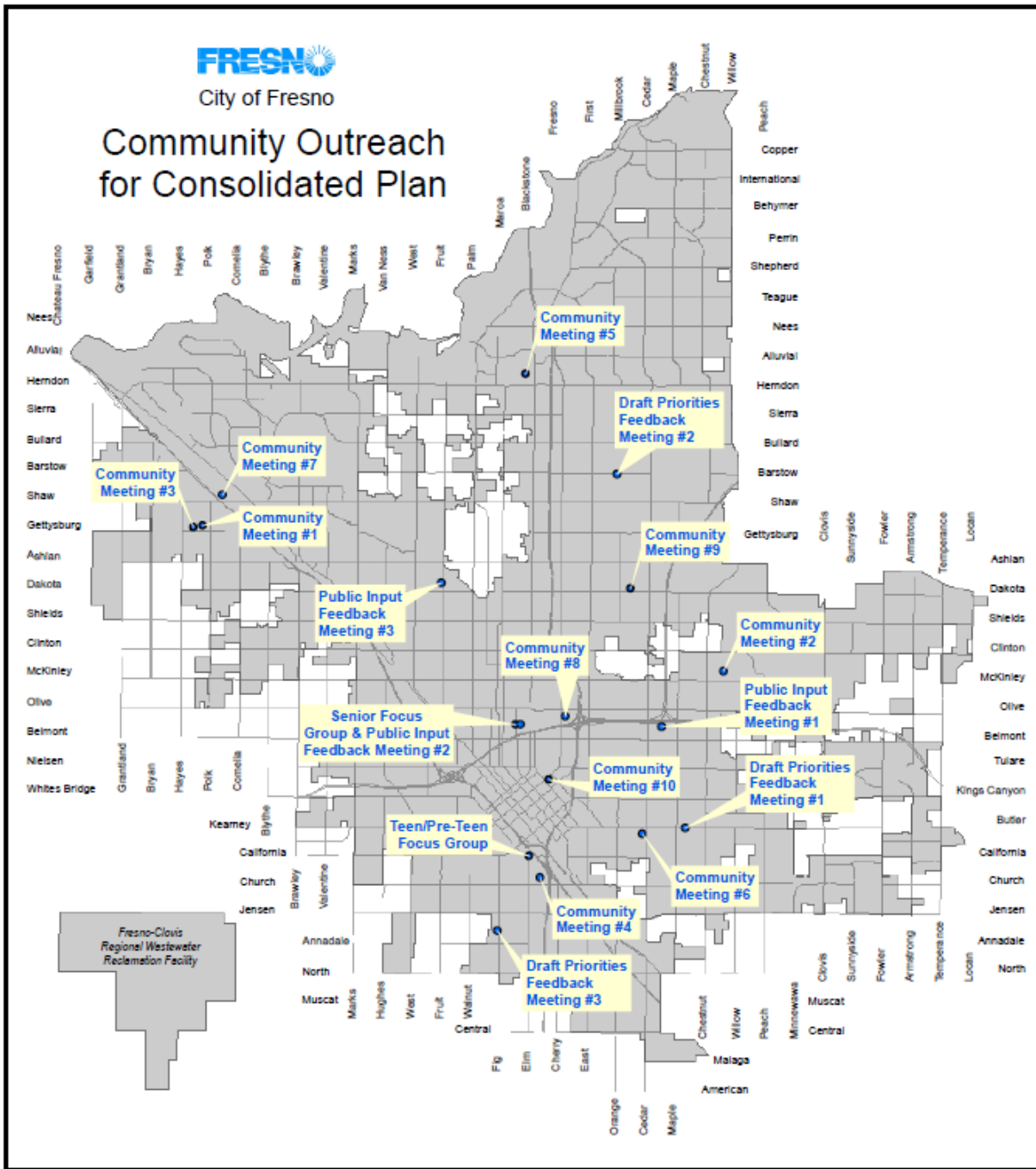
Wesley United Methodist Church, 1343 E. Barstow Avenue, Fresno, CA 93710

Draft Priorities Feedback Meeting #3

Thursday, January 23, 2020 at 6:00 PM

West Side Seventh Day Adventist Church, 2750 S. Martin Luther King Jr. Boulevard, Fresno, CA 93706

LOCATIONS OF CONSOLIDATED PLAN COMMUNITY OUTREACH EVENTS



Promotional Activities

Diverse tactics were utilized to encourage community participation in the community meetings, including:

- Email distribution to Housing and Community Development stakeholder list with 500+ recipients
- Social media posts on Facebook, Twitter, and Nextdoor.
- Printed flyers distributed at 18 community and neighborhood centers, and select schools located near sites of community meetings.
- Digital distribution of flyers at Fresno Unified School District, Clovis Unified School District, and Sanger Unified School District schools.
- Publication on local media calendars of local news organizations including ABC 30 KFSN, CBS 47 KGPE, NBC 24 KSEE, Fox 26 KMPH, KBIF 900 AM, and Radio Bilingue.
- Public notice in the Fresno Bee and Spanish language newspaper Vida en el Valle for meetings held in November.
- Utility bill inserts distributed to all customers in the City of Fresno for the meetings held in November.
- Door-to-door canvassing, hanging flyers on doors and engaging with neighborhood residents near the locations of the December and January meetings.
- Flyers distributed to apartment complexes location near the sites of December and January meetings.
- Flyers distributed at the Christmas Parade for the December meetings, and the Southeast Asian Family Education Conference for the January meetings.
- Advertisement in the Fresno Bee for the meetings held in December.
- Push notification on the City's resident service app, FresGo, for the December meetings.
- Participation and flyer distribution at community meetings including the El Dorado Neighborhood meeting and the Winchell Elementary School resident meeting promoting the January meetings.
- Printed flyers distributed at food distributions and congregations near the site of community meetings, as well as announcements during services for the January meetings.
- The El Dorado Park CDC created custom flyers and invited residents attending a local event, and by inviting residents to dinner before the meeting to encourage attendance.

Citizen Participation Outreach

TABLE 4 – CITIZEN PARTICIPATION OUTREACH

Sort Order	Mode of Outreach	Target of Outreach	Number of Participants	Summary of Comments Received
1	Community Meetings	<ul style="list-style-type: none"> Residents, including minority residents, people with limited English proficiency, people with disabilities, and public/assisted housing residents Housing and service providers Community development practitioners 	59 attendees	<p>Greatest Needs</p> <ul style="list-style-type: none"> Improved mix of housing types Housing rehabilitation citywide, especially for seniors and Southwest Fresno homeowners Rehabilitation/accessibility improvements to mobile homes First-time homeowner programs Funding to help low-income homeowners construct/convert ADUs Housing for the elderly and people with disabilities Housing for young people who are struggling with debt Infrastructure support for housing density, affordable housing Infill housing in Southwest Fresno Homelessness prevention and rapid rehousing Street outreach to people who are homeless Low-barrier shelters as a short-term link to transitional housing Dorm-style housing, tiny homes for people who are homeless Rental readiness and landlord damage insurance program Safe places/services for homeless people living in cars or tents Proactive code enforcement in Southwest Fresno and emergency housing if needed while homes are repaired Community maintenance in South Fresno – pothole repair, tree trimming, lawn mowing Safe routes to school, sidewalks, crosswalks, street lighting, school zone and school crossing signage, speed bumps Information and application assistance for people living with HIV and AIDS to access medication Youth job programs/job training Facility and internet improvements at Boys and Girls Clubs Facility improvements at parks and community centers, including Maxie Parks and Frank H Ball

Sort Order	Mode of Outreach	Target of Outreach	Number of Participants	Summary of Comments Received
				<ul style="list-style-type: none"> • Reduced cost or free transit for people who are homeless or on fixed incomes • Improved safety and police response times in Tower District • Drainage improvements in Tower District • Improved community outreach to Southwest Fresno residents for participation in community planning • Economic development, particularly grocery store/healthy foods
2	Intercept Interviews at Inspiration Park	<ul style="list-style-type: none"> • Residents 	13 interviewees	<p>Greatest Needs</p> <ul style="list-style-type: none"> • Parks need to be cleaned up • Anti-racism programming • More parks for kids • Transitional housing programs • Afterschool programs • Services for the homeless • Security at parks • Downtown revitalization projects • Food, meals for the homeless • Street cleanups • Street lighting • Pothole repairs • Pedestrian signaling to improve safety of crosswalks • Information resources for people experiencing domestic violence • More domestic violence shelters • Soccer fields • Improved play equipment at city parks • Bathroom renovations at city parks • Basketball courts • Recreation space for youth with pool tables, table tennis
3	Seniors Focus Group	<ul style="list-style-type: none"> • Senior residents 	36 attendees	<p>Greatest Needs</p> <ul style="list-style-type: none"> • Better sidewalks • More parks • Tree trimming program

Sort Order	Mode of Outreach	Target of Outreach	Number of Participants	Summary of Comments Received
				<ul style="list-style-type: none"> • Funds to repair yard fences, decks • Neighborhood cleanups • Street lighting • Extended hours for existing senior programs • Restore cuts to senior programs to improve the quantity of offerings • Helpline for reporting elder abuse • Homebuyer assistance • Assistance with home repair and improvement • Utility assistance • Handicapped ramps
4	Teen/Pre-Teen Focus Group	<ul style="list-style-type: none"> • Teens, pre-teens, including minorities 	30 attendees	<p>Greatest Needs</p> <ul style="list-style-type: none"> • Gym equipment • More field trips and activities • Computer lab • Teen room with TVs • Landscaping improvements grass can be played in • Restroom improvements • Another community center • Pothole repair • Shopping centers/ grocery stores
5	Stakeholder Interviews	<ul style="list-style-type: none"> • Housing and service providers • Community development practitioners 	40 interviewees	<p>Greatest Community Development Needs</p> <ul style="list-style-type: none"> • Greater public and private investment in Southwest Fresno; demographic and income statistics from SW Fresno are often used to justify grants but the neighborhood doesn't see the impact • Careful redevelopment in Southwest Fresno so homeowners are not displaced by rising property values • Improvements along main corridors in Tower District and South Fresno • Parks – maintenance, improvements, addition of new parks • Safety, streetlighting, and environmental improvements in West Fresno

Sort Order	Mode of Outreach	Target of Outreach	Number of Participants	Summary of Comments Received
				<ul style="list-style-type: none"> • Job training and job counseling services with supportive services; better coordination of existing workforce development resources; focus on living wage jobs with benefits • Youth activities/programming • Senior activities/programming • Senior centers in South and Northwest Fresno • Mental health facilities • Business development, especially grocery stores • Improved transit service for special needs groups (people with disabilities, people who are homeless, recent immigrants, people living with HIV/AIDS especially in rural areas) • The neighborhood revitalization team should be reconstituted • Infill development and improvement of vacant buildings/lots • CDBG should be used in ways that genuinely improve the lives of low-income people, not for streets and infrastructure that the City should be providing anyway • Increase secondary impact of grants/public spending with more robust disadvantaged business enterprise (DBE) requirements • City should focus on educating and engaging the public, including youth, in planning processes <p>Greatest Housing and Homelessness Needs</p> <ul style="list-style-type: none"> • Affordable units with contracts that ensure long-term affordability • Significant affordability covenants should be attached to any project that receives public funding – not just CDBG or HOME, but general funds and all others too • A community land trust model would permanently secure affordable housing within the city’s inventory • Mixed income housing, including housing affordable to low, moderate, and middle income households • Greater mix of housing types – condos, townhomes, apartments • Preservation of existing affordable housing through rental rehab • Single-family rehab and roof repair

Sort Order	Mode of Outreach	Target of Outreach	Number of Participants	Summary of Comments Received
				<ul style="list-style-type: none"> • Balancing neighborhood investment and gentrification • Code enforcement, particularly in Southwest Fresno • Senior housing • Housing for people with development disabilities • Any housing development should be in the core of the city – the downtown needs to be revived, attractive • Fresno is 35,000 units short of its affordable housing goal; City should step up and take more responsibility for ensuring housing affordability • Case management and supportive services for people who are homeless • Bridge housing, rapid rehousing, and homelessness prevention • Housing and supportive services for youth aging out of foster care • Homelessness needs have spread from downtown to all parts of Fresno – services are needed everywhere • Safety concerns in homeless camps • Seek ways to leverage / maximize the federal funding the City has available • City should identify clear housing priorities and take an active role in reaching out to/recruiting affordable housing developers and partnering with Housing Authority
6	Community Needs Prioritization Meetings	<ul style="list-style-type: none"> • Residents, including minority residents, people with limited English proficiency, people with disabilities, and public/assisted housing residents • Housing and service providers • Community development practitioners 	36 attendees	<p>Priority Needs Identified by Participants</p> <ul style="list-style-type: none"> • Home repair and rehabilitation • Affordable housing construction • Home purchase assistance • Rental assistance • Alternative housing models • Low barrier housing • Housing and programs for people who are homeless or victims of domestic violence • Employment and job training programs • Education programs

Sort Order	Mode of Outreach	Target of Outreach	Number of Participants	Summary of Comments Received
				<ul style="list-style-type: none"> • Senior programs and services • Sidewalk improvements • Parks, recreational, and senior facility improvements • Street and curb repair • Incentives for community members who clean/maintain alleyways • Accountability and documentation of funds
7	Draft Priority Feedback Meetings	<ul style="list-style-type: none"> • Residents, including minority residents, people with limited English proficiency, people with disabilities, and public/assisted housing residents • Housing and service providers • Community development practitioners 	73 attendees	<p>Feedback on Draft Priority A: Provide assistance for the homeless and those at risk of homelessness through low-barrier shelter options and housing first collaborations.</p> <ul style="list-style-type: none"> • Define “homeless,” “low-barrier shelter,” and “housing first” • Differing views on funding low-barrier shelters, some support less restrictions, others concerned with “abuse of the system” • Support for people without substance abuse, domestic violence, or other specific needs should also be available • Prevent returns to homelessness • Avoid family separation • Center where homeless people can access resources • Pay attention to trauma and criminalization of trauma • Excellent priority; reword to emphasize how big the need is • This is not a priority <p>Feedback on Draft Priority B: Increase development and rehabilitation of affordable housing for low-income and special needs households, particularly in high opportunity areas.</p> <ul style="list-style-type: none"> • Define “affordable housing” and “high opportunity area” • Focus on long-term solutions to affordable housing need • Support for affordable housing in high opportunity areas, including access to greenspace, grocery stores, low crime, transportation • Include energy efficiency and ADA compliance • Fix up empty houses • Focus on equity and density • Highest priority

Sort Order	Mode of Outreach	Target of Outreach	Number of Participants	Summary of Comments Received
				<p>Feedback on Draft Priority C: Provide public infrastructure and facility improvements to strengthen neighborhood revitalization.</p> <ul style="list-style-type: none"> • Focus on historically underfunded neighborhoods • Needs to be done equitably • Fix hazardous areas (sidewalks, lighting) • Alleys and potholes • Pools and splash pads • Community centers • Deteriorated property perpetuates crime (broken window theory) <p>Feedback on Draft Priority D: Provide assistance to low-income and special needs households.</p> <ul style="list-style-type: none"> • Too vague, needs to be more specific; list example activities • Differentiate between Priority B • Provide wraparound services (community services in addition to those needed for addressing homelessness) • Provide ramps, walking paths, greenspace • Could include programs for youth/schools • Prevent returns to homelessness • Very long wait for housing support <p>Feedback on Draft Priority E: Provide fair housing education services to help residents and housing providers understand their rights and responsibilities.</p> <ul style="list-style-type: none"> • Include legal services • Readily available information on resources • Resource education meetings to non-profits/social services • Train people in neighborhoods to serve on outreach teams • Focus on housing with public funding; stop funding of issues • Frequent checks by FHA • Go beyond fair housing education – equitable housing and anti-displacement

Sort Order	Mode of Outreach	Target of Outreach	Number of Participants	Summary of Comments Received
				<p>Feedback on Draft Priority F: Plan and administer funding for community development, housing, and homelessness activities in compliance with federal regulations.</p> <ul style="list-style-type: none"> • Ensure collaboration with community groups/allies • Think differently rather than continuing to do the same things • Replace with a community-driven priority • Overarching mandate/mission statement for the program <p>Other Comments</p> <ul style="list-style-type: none"> • \$11 million is not enough to address all of Fresno's needs • Strengthen collaboration between City and non-profits/private sector, particularly related to homelessness • Plan is focused on housing and homelessness more than public services and community development • Follow-through and implementation is very important • Priorities should be scrapped and money for Southwest Fresno should be given to Southwest Fresno
8	Website Contact Form	<ul style="list-style-type: none"> • Residents, including minority residents, people with limited English proficiency, people with disabilities, and public/assisted housing residents • Housing and service providers • Community development practitioners 	3 comment submissions received	<p>General Comments</p> <ul style="list-style-type: none"> • Use the City's grant funds for projects that can be completed quickly, that reduce the consequences of possible failure, and that avoid further unfunded liabilities for the City • Find an unused parking lot or other space for construction of a "mini-village" of tiny houses and pop-up shops • Use empty lots to build tiny houses for the homeless • Help organizations already helping such as the Poverello House and Fresno Rescue Mission • Re-purpose empty buildings for low-cost housing • Litter and waste left behind by people who are homeless is a public health concern • Law enforcement should relocate people who are homeless in the interest of preserving the viability of local businesses
9	Community Needs Survey	<ul style="list-style-type: none"> • Residents, including minority residents, people with limited English 	500 participants	<p>Highest Ranked Community Development Needs</p> <ul style="list-style-type: none"> • Street, road, or sidewalk improvements • Homeless and domestic violence shelters

Sort Order	Mode of Outreach	Target of Outreach	Number of Participants	Summary of Comments Received
		proficiency, people with disabilities, and public/assisted housing residents • Housing and service providers • Community development practitioners		<ul style="list-style-type: none"> • Neighborhood cleanups • Drug abuse education/crime prevention • Child abuse prevention • Incentives for creating jobs • Community parks, gyms, and recreational fields • Redevelopment or demolition of abandoned properties • After schools services • Employment training • Domestic abuse services • Domestic violence and elder abuse prevention • Outreach to domestic violence and elder abuse victims • Youth centers <p>Highest Ranked Housing and Homeless Needs</p> <ul style="list-style-type: none"> • Homelessness prevention • Transitional/supportive housing programs • Access to homeless shelters • Outreach to homeless persons • Permanent housing • Construction of new affordable rental units • Energy efficiency improvements to housing • Access to domestic violence and elder abuse shelters

NEEDS ASSESSMENT

NA-05 Overview

Needs Assessment Overview

To inform the development of priorities and goals over the next five years, this section of the Consolidated Plan discusses housing, community development, and economic development needs in the City of Fresno. It relies on data from the U.S. Census, the 2011-2015 5-Year American Community Survey (ACS), and a special tabulation of ACS data known as Comprehensive Housing Affordability Strategy (CHAS) data that estimates the number of households with one or more housing needs. Local data regarding homelessness and assisted housing is included. Finally, public input gathered through interviews, focus groups, meetings, and the community survey are coupled with data analysis to identify priority needs related to affordable housing, homelessness, assisted housing, community development, and economic development in Fresno.

NA-10 Housing Needs Assessment - 24 CFR 91.205 (a,b,c)

Summary of Housing Needs

According to the 2011-2015 5-Year American Community Survey, Fresno has a population of 510,450 residents living in 161,915 households. The city's population increased 3% between 2009 and 2015. Estimates from the 2011-2015 ACS data place the median household income in Fresno at \$41,531. This figure represents a 3% decrease from the city's median household income from 2009, which was \$43,036. Fresno's median income is lower than that of Fresno County, where 5-Year 2011-2015 ACS estimates place the county's median income at \$45,233, down from \$46,230 in 2009.

Table 6 segments households by income and household type, including small families (2-4 members), large families (5 or more members), households with seniors, and households with young children. There are 78,845 households who are low- or moderate-income, with incomes at or below 80% of the HUD Adjusted Median Family Income (HAMFI). These households constitute nearly half (49%) of all Fresno households. The largest shares of low- and moderate-income households are small families (40%) and families with small children (30%). Large family households make up 18% of these households, while households with older residents are less likely to be low or moderate-income (15% are elderly households and 11% are frail elderly households). Within the designated household types shown in Table 6, households with small children have low or moderate incomes at the highest rate of all family types (64%).

For many low- and moderate-income households in Fresno, finding and maintaining suitable housing at an affordable cost is a challenge. Tables 6 through 11 identify housing needs by tenure based on Comprehensive Housing Affordability Strategy (CHAS) data. CHAS data is a special tabulation of the U.S. Census Bureau's American Community Survey (ACS) that is largely not

available through standard Census products. This special dataset provides counts of the number of households that fit certain combinations of HUD-specified housing needs, HUD-defined income limits (primarily 30, 50, and 80% of HAMFI), and household types of particular interest to planners and policy makers.

To assess affordability and other types of housing needs, HUD defines four housing problems:

1. **Cost burden:** A household has a cost burden if its monthly housing costs (including mortgage payments, property taxes, insurance, and utilities for owners and rent and utilities for renters) exceed 30% of monthly income.
2. **Overcrowding:** A household is overcrowded if there is more than 1 person per room, not including kitchens and bathrooms.
3. **Lack of complete kitchen facilities:** A household lacks complete kitchen facilities if it lacks one or more of the following: cooking facilities, refrigerator, or a sink with piped water.
4. **Lack of complete plumbing facilities:** A household lacks complete plumbing facilities if it lacks one or more of the following: hot and cold piped water, a flush toilet, or a bathtub or shower.

HUD also defines four severe housing problems, including a severe cost burden (more than 50% of monthly household income is spent on housing costs), severe overcrowding (more than 1.5 people per room, not including kitchens or bathrooms), lack of complete kitchen facilities (as described above), and lack of complete plumbing facilities (as described above).

In the City of Fresno, 70,184 households or 43% of all households experience a housing problem. Twenty-eight percent, or 45,350 households, experience a severe housing problem. The most common housing problem in Fresno is severe cost burden, which affects both renters and homeowners in the greatest numbers. Table 7 shows that 31,030 households, or 44% of households with a housing problem, are severely cost burdened. An additional 22,650 households are cost burdened, spending between 30-50% of their income on housing costs. Together, 76% of all Fresno households with a housing problem are spending more than 30% of their income on housing costs. Cost burdens and severe cost burdens have the greatest impact on very low-income renters. Among cost burdened renters, 44% are very low income (earning between 0-30% AMI). Among severely cost burdened renters, 62% are very low income.

While affordability is the primary issue facing low- and moderate-income residents, overcrowding and substandard housing also affect these households. Fourteen percent (14%) of households with a housing problem (9,465 households) experience overcrowding. In addition, 5% (or 3,430 households) experience severe overcrowding and 2% (1,429 households) lack complete plumbing or kitchen facilities. Another 3% of households are identified as having zero or negative income. Housing problems not related to affordability affect nearly a quarter (24%) of all households with housing problems in Fresno. Other known housing problems outside of HUD-defined housing problems include blight and limited economic viability of neighborhoods (e.g. the co-location of affordable housing with employment centers and proximity to fresh food sources and other retail and service opportunities).

The remainder of this section characterizes local housing needs in more detail. The Market Analysis component of the Consolidated Plan identifies resources available to respond to these needs (public housing, tax credit and other subsidized properties, housing and services for the homeless, and others).

TABLE 5 - HOUSING NEEDS ASSESSMENT DEMOGRAPHICS

Demographics	Base Year: 2009	Most Recent Year: 2015	% Change
Population	494,665	510,450	3%
Households	151,392	161,915	7%
Median Income	\$43,036.00	\$41,531.00	-3%

Data Source: 2005-2009 ACS (Base Year), 2011-2015 ACS (Most Recent Year)

Number of Households Table

TABLE 6 - TOTAL HOUSEHOLDS TABLE

	0-30% HAMFI	>30-50% HAMFI	>50-80% HAMFI	>80-100% HAMFI	>100% HAMFI
Total Households	27,695	23,495	27,655	13,825	69,240
Small Family Households	10,690	9,765	10,880	5,965	33,810
Large Family Households	5,140	4,175	4,955	2,575	8,710
Household contains at least one person 62-74 years of age	3,175	3,855	4,795	2,375	14,725
Household contains at least one-person age 75 or older	1,950	3,140	3,445	1,725	4,985
Households with one or more children 6 years old or younger	9,355	7,060	7,265	3,295	9,845

Data Source: 2011-2015 CHAS

Housing Needs Summary Tables

1. Housing Problems (Households with one of the listed needs)

TABLE 7 – HOUSING PROBLEMS TABLE

	Renter					Owner				
	0-30% AMI	>30-50% AMI	>50-80% AMI	>80-100% AMI	Total	0-30% AMI	>30-50% AMI	>50-80% AMI	>80-100% AMI	Total
NUMBER OF HOUSEHOLDS										
Substandard Housing - Lacking complete plumbing or kitchen facilities	645	255	290	130	1,320	55	4	10	40	109
Severely Overcrowded - With >1.51 people per room (and complete kitchen and plumbing)	1,285	735	655	220	2,895	75	190	170	100	535
Overcrowded - With 1.01-1.5 people per room (and none of the above problems)	2,630	1,970	2,230	605	7,435	305	500	760	465	2,030
Housing cost burden greater than 50% of income (and none of the above problems)	13,790	7,665	1,625	280	23,360	2,275	2,560	2,325	510	7,670
Housing cost burden greater than 30% of income (and none of the above problems)	2,020	4,540	7,410	2,000	15,970	525	1,415	3,075	1,665	6,680
Zero/negative Income (and none of the above problems)	1,655	0	0	0	1,655	525	0	0	0	525

Data Source: 2011-2015 CHAS

2. Housing Problems 2 (Households with one or more Severe Housing Problems: Lacks kitchen or complete plumbing, severe overcrowding, severe cost burden)

TABLE 8 – HOUSING PROBLEMS 2

	Renter					Owner				
	0-30% AMI	>30-50% AMI	>50-80% AMI	>80-100% AMI	Total	0-30% AMI	>30-50% AMI	>50-80% AMI	>80-100% AMI	Total
NUMBER OF HOUSEHOLDS										
Having 1 or more of four housing problems	18,345	10,625	4,795	1,235	35,000	2,710	3,260	3,265	1,115	10,350
Having none of four housing problems	3,460	6,190	12,000	6,055	27,705	995	3,420	7,600	5,420	17,435
Household has negative income, but none of the other housing problems	1,655	0	0	0	1,655	525	0	0	0	525

Data Source: 2011-2015 CHAS

3. Cost Burden > 30%

TABLE 9 – COST BURDEN > 30%

	Renter				Owner			
	0-30% AMI	>30-50% AMI	>50-80% AMI	Total	0-30% AMI	>30-50% AMI	>50-80% AMI	Total
NUMBER OF HOUSEHOLDS								
Small Related	8,725	6,980	4,700	20,405	765	1,590	2,185	4,540
Large Related	4,285	2,280	1,375	7,940	485	935	1,190	2,610
Elderly	2,165	2,350	1,620	6,135	1,245	1,585	1,610	4,440
Other	4,715	2,850	2,540	10,105	640	325	950	1,915
Total need by income	19,890	14,460	10,235	44,585	3,135	4,435	5,935	13,505

Data Source: 2011-2015 CHAS

4. Cost Burden > 50%

TABLE 10 – COST BURDEN > 50%

	Renter				Owner			
	0-30% AMI	>30-50% AMI	>50-80% AMI	Total	0-30% AMI	>30-50% AMI	>50-80% AMI	Total
NUMBER OF HOUSEHOLDS								
Small Related	7,990	4,100	620	12,710	740	1,105	855	2,700
Large Related	3,890	1,055	95	5,040	365	575	125	1,065
Elderly	1,400	1,490	565	3,455	850	970	710	2,530
Other	4,105	1,905	465	6,475	560	255	690	1,505
Total need by income	17,385	8,550	1,745	27,680	2,515	2,905	2,380	7,800

Data Source: 2011-2015 CHAS

5. Crowding (More than one person per room)

TABLE 11 – CROWDING INFORMATION

	Renter					Owner				
	0-30% AMI	>30-50% AMI	>50-80% AMI	>80-100% AMI	Total	0-30% AMI	>30-50% AMI	>50-80% AMI	>80-100% AMI	Total
NUMBER OF HOUSEHOLDS										
Single family households	3,465	2,135	2,325	595	8,520	360	460	690	370	1,880
Multiple, unrelated family households	385	440	510	235	1,570	19	235	235	195	684
Other, non-family households	80	145	85	4	314	0	0	0	0	0
Total need by income	3,930	2,720	2,920	834	10,404	379	695	925	565	2,564

Data Source: 2011-2015 CHAS

Describe the number and type of single person households in need of housing assistance.

Estimates of the number of non-elderly single person households in need of housing assistance are included in the “other, non-family” category of Tables 9 and 10. This category includes multi-person households whose members are unrelated (e.g., roommates, un-married partners, etc.). Fresno has 12,020 single-person or multi-person unrelated households that are both low- to moderate-income and spend more than 30% of their incomes on housing costs. Single-person and multi-person unrelated households make up approximately one-fifth (21%) of all cost burdened households. Renters of this household type experience cost burdens over five times the rate of “other, non-family” homeowners (84% versus 16%).

Table 9 shows the number of Fresno households that are cost burdened, spending more than 30% of their income on housing costs. The table indicates that nearly half (47%) of all single-person renters who spend more than 30% of their income on housing costs are very low income. Single-person homeowners who are cost burdened are most likely to be moderate income (50%). Severe cost burdens, in which a household spends more than 50% of their income on housing costs, also have severe effects on single-person households. There are 6,475 “other, non-family” renter households that are severely cost burdened. Of these renter households, 63% are very low income. Amongst single-person homeowners, very low-income households make up 37% of severely cost burdened households; moderate income households make up 46%.

In Table 11, CHAS data indicates that 314 “other, non-family” renter households experience overcrowding. Among households experiencing overcrowding, 46% are low-income renter households. CHAS data did not identify any overcrowded single-person owner households.

Estimate the number and type of families in need of housing assistance who are disabled or victims of domestic violence, dating violence, sexual assault and stalking.

Data gathered from the 2011-2015 ACS estimates that there are 65,587 individuals with disabilities in Fresno, representing 13% of the population. There is no data available that shows housing needs or households with disabled persons, however, patterns found among CHAS data on household income and housing problems can be used to estimate the need for housing assistance among the disabled population. Assuming the pattern of low- to moderate-income households experiencing housing problems applies, poverty status data could indicate if disabled populations have a greater risk of experiencing housing problems. 2011-2015 ACS estimates that 31% of the disabled population falls below the poverty level of \$11,770 for a single person in 2015. In comparison, households with incomes below 30% HAMFI comprised only 15% of all households in Fresno but accounted for 35% of all households experiencing one or more housing problems. Therefore, a larger proportion of low-income residents would likely indicate increased susceptibility to housing problems for disabled persons. Additionally, people with disabilities often face greater difficulty finding appropriate housing, given the scarcity of housing that is both affordable and accessible to people with disabilities.

Open Justice, a criminal justice database published by the California Department of Justice, reports that there were 5,499 domestic-violence related calls for assistance in Fresno in 2018.⁴ Compared to other cities in California, Fresno has the highest number of domestic-violence related calls, with 10.25 calls per 1,000 residents, exceeding the similarly-sized Sacramento which has 3.43 calls per 1,000 residents.⁵

Several agencies assist clients who have experienced domestic violence and need housing assistance. The Marjaree Mason Center reports in its 2017-2012 annual report that it provided 156 beds at two safe houses. Naomi's House, a shelter for single, homeless women, offers 24 beds nightly. The Fresno Housing Authority also allows victims of domestic violence to have priority on its interest list. While other shelter and transitional housing providers exist, such as Rescue Mission and Evangel House, the gap between services and domestic violence calls may indicate the need for significant housing assistance for this population.

What are the most common housing problems?

CHAS data indicates that the most common housing problems in Fresno, regardless of tenure type, are unaffordable housing costs. Severe housing cost burdens affect 19% of all Fresno residents. Households with low and very-low incomes are particularly vulnerable to severe cost burdens. More than half (58%) of very low-income households and 44% of low-income households are severely cost burdened. Another 14% of all Fresno residents experience cost burdens. Cost burdens have their greatest impact on moderate-income households, affecting 38% of households earning 50-80% AMI.

While affordability is the most common housing problem, overcrowding, severe overcrowding and substandard housing affect 12,764 households or 16% of Fresno's low- to moderate-income households.

Are any populations/household types more affected than others by these problems?

Renters at nearly every income level are more likely than homeowners to experience at least one housing problem. Cost burdens affect renters at twice the rate of homeowners. Severe cost burdens affect renters at three times the rate of homeowners. This is particularly true for very low-income renters, who experience more cost burdens and severe cost burdens than all low- to middle-income homeowners combined. At low and moderate incomes, homeowners do experience greater instances of severe cost burden. At moderate and middle incomes homeowners experience a greater number of severe cost burdens than renters at the same income level.

⁴ OpenJustice. *Domestic Violence-Related Calls for Assistance*. Retrieved from: <https://openjustice.doj.ca.gov/exploration/crime-statistics/domestic-violence-related-calls-assistance>.

⁵ Sheehan, Tim. (2019, December 27). *Fresno's domestic violence rate tops California's big cities. What's behind the numbers?* Retrieved from: <https://www.fresnobee.com/news/local/article238114974.html>. Accessed January 23, 2020.

Overcrowding also affects more renters than homeowners. Renters are 3 times more likely than homeowners to experience overcrowding, and 5 times more likely than homeowners to experience severe overcrowding.

Describe the characteristics and needs of Low-income individuals and families with children (especially extremely low-income) who are currently housed but are at imminent risk of either residing in shelters or becoming unsheltered 91.205(c)/91.305(c)). Also discuss the needs of formerly homeless families and individuals who are receiving rapid re-housing assistance and are nearing the termination of that assistance

According to 2011-2015 ACS estimates, 25% of Fresno residents live at or below the poverty level. Two-thirds of those residents spend more than 30% of their income for housing, not including childcare, medical or transportation costs. Low wages, rising rental costs, and the scarcity of affordable housing for low- and extremely low-income households place vulnerable households at even greater risk for eviction or homelessness. Individuals and families at imminent risk and those who have experienced homelessness and are receiving rapid re-housing assistance often face a myriad of barriers including prior histories of homelessness or eviction, chronic physical or mental disabilities, poor credit, criminal histories, and limited access to additional education or job skills training. The greatest need of formerly homeless families and individuals receiving rapid re-housing assistance is the availability of standard housing that is affordable to households at or below 50% AMI.

For formerly homeless families and individuals nearing the termination of assistance, the top needs are for increased, sustainable income (earned and unearned); access to Social Security disability and other mainstream benefits; linkages to health, mental health, and legal services; access to affordable transportation and childcare; and ongoing case management and supportive services.

If a jurisdiction provides estimates of the at-risk population(s), it should also include a description of the operational definition of the at-risk group and the methodology used to generate the estimates:

Fresno's 2015-2023 Housing Element provides a description of persons who are at risk of homelessness. The plan states, "Among the persons at-risk are those leaving institutions (mental hospitals, jail, etc.), victims of domestic violence, people doubled-up in unstable conditions, households with incomes of less than 30 percent of area median income and high housing expenses, farm workers and low-income single-person households.

Specify particular housing characteristics that have been linked with instability and an increased risk of homelessness

The most fundamental risk factor for homelessness is extreme poverty, leading to unaffordable rents or homeowner costs. Renters with incomes under 30% HAMFI and housing cost burdens over 50% are at risk of homelessness, especially if they experience a destabilizing event such as

a job loss, reduction in work hours, or medical emergency/condition. Such factors may also put low income homeowners at risk of foreclosure and subsequent homelessness.

NA-15 Disproportionately Greater Need: Housing Problems – 91.205 (b)(2)

Assess the need of any racial or ethnic group that has disproportionately greater need in comparison to the needs of that category of need as a whole.

Introduction

This section assesses the housing needs of racial and ethnic groups at various income levels in comparison to needs at that income level as a whole to identify any disproportionately greater needs. According to HUD, a disproportionately greater need exists when members of a racial or ethnic group at a given income level experience housing problems at a greater rate (10 percentage points or more) than the income level as a whole. Tables 12 through 15 identify the number of households experiencing one or more of the four housing problems by householder race, ethnicity, and income level. The four housing problems include: (1) cost burdens (paying more than 30% of income for housing costs); (2) overcrowding (more than 1 person per room); (3) lacking complete kitchen facilities; and (4) lacking complete plumbing facilities.

Income classifications include:

- Very low income – up to 30% of area median income (AMI) or \$12,458 for a family of four;
- Low income – 30 to 50% AMI or \$12,459 to \$20,764 for a family of four;
- Moderate income – 50 to 80% AMI or \$20,765 to \$33,224 for a family of four; and
- Middle income – 80 to 100% AMI or \$33,225 to \$41,531 for a family of four.

0%-30% of Area Median Income

Out of 27,695 very low-income households in Fresno, 23,605 (or 85%) have at least one housing problem. Pacific Islander households experience housing problems at a disproportionately high rate. All of the 40 very low-income Pacific Islander households have housing problems. Hispanic households make up the largest number of very low-income households with housing problems (11,710 households), though the rate of housing problems is not disproportionate (89%). Of the remaining very low-income households, 83% of Black households, 82% of white and Asian households and 58% of American Indian households have at least one housing problem.

TABLE 12 - DISPROPORTIONALLY GREATER NEED 0 - 30% AMI

Housing Problems	Has one or more of four housing problems	Has none of the four housing problems	Household has no/negative income, but none of the other housing problems
Jurisdiction as a whole	23,605	1,915	2,180
White	5,280	465	725
Black / African American	3,805	350	455
Asian	2,340	200	320
American Indian, Alaska Native	90	30	35
Pacific Islander	40	0	0
Hispanic	11,710	845	635

Data Source: 2011-2015 CHAS

*The four housing problems are:

1. Lacks complete kitchen facilities,
2. Lacks complete plumbing facilities,
3. More than one person per room,
4. Cost Burden greater than 30%

30%-50% of Area Median Income

Of the 23,495 low income households in Fresno, 19,835 households (84%) have at least one housing problem. All 54 Pacific Islander households at this income level have a housing problem, signifying a disproportionate rate for this group. American Indian households have the second highest rate of housing problems (93%), followed by Black households (88%), Asian households (87%), Hispanic households (86%), and white households (78%).

TABLE 13 - DISPROPORTIONALLY GREATER NEED 30 - 50% AMI

Housing Problems	Has one or more of four housing problems	Has none of the four housing problems	Household has no/negative income, but none of the other housing problems
Jurisdiction as a whole	19,835	3,655	0
White	5,020	1,425	0
Black / African American	2,435	330	0
Asian	1,840	275	0
American Indian, Alaska Native	189	15	0
Pacific Islander	54	0	0
Hispanic	9,860	1,570	0

Data Source: 2011-2015 CHAS

*The four housing problems are:

1. Lacks complete kitchen facilities,
2. Lacks complete plumbing facilities,
3. More than one person per room,
4. Cost Burden greater than 30%

50%-80% of Area Median Income

Two-thirds (67%) of the 27,655 moderate income households in Fresno experience at least one housing problem. American Indian households at this income level experience a disproportionate rate of housing problems, with 83% (145 households) having a housing problem. Other racial and ethnic groups experience housing problems at a rate close to the city's average. Housing problems affect 71% of moderate-income Asian households, as well as 68% of Black households, 67% of Pacific Islander and Hispanic households and 64% of white households. -

TABLE 14 - DISPROPORTIONALLY GREATER NEED 50 - 80% AMI

Housing Problems	Has one or more of four housing problems	Has none of the four housing problems	Household has no/negative income, but none of the other housing problems
Jurisdiction as a whole	18,545	9,110	0
White	5,590	3,110	0
Black / African American	1,315	605	0
Asian	1,740	700	0
American Indian, Alaska Native	145	30	0
Pacific Islander	20	10	0
Hispanic	9,325	4,505	0

Data Source: 2011-2015 CHAS

*The four housing problems are:

1. Lacks complete kitchen facilities,
2. Lacks complete plumbing facilities,
3. More than one person per room,
4. Cost Burden greater than 30%

80%-100% of Area Median Income

Approximately 43% of all middle-income Fresno households have a housing problem (6,015 households). Asian households at this income level are disproportionately affected, with 56% having a housing problem. Black, Hispanic and white households have housing problems at or near the city's average (44%, 43% and 42% respectively). American Indian and Pacific Islander households either did not indicate any middle income households with housing problems or indicated no households at this income level.

TABLE 15 - DISPROPORTIONALLY GREATER NEED 80 - 100% AMI

Housing Problems	Has one or more of four housing problems	Has none of the four housing problems	Household has no/negative income, but none of the other housing problems
Jurisdiction as a whole	6,015	7,815	0
White	1,965	2,745	0
Black / African American	380	475	0
Asian	745	575	0
American Indian, Alaska Native	0	20	0
Pacific Islander	0	0	0
Hispanic	2,800	3,715	0

Data Source: 2011-2015 CHAS

*The four housing problems are:

1. Lacks complete kitchen facilities,
2. Lacks complete plumbing facilities,
3. More than one person per room,
4. Cost Burden greater than 30%

Discussion

At low and very low incomes, Pacific Islander households experience disproportionately high rates of housing problems compared with the city’s average. At moderate incomes, housing problems disproportionately affect American Indian households. Finally, at middle incomes, Asian households experience a disproportionate rate of housing problems.

While disproportionate rates of housing problems tell us about the comparative housing needs across all racial and ethnic groups, they do not fully indicate the level of need within each group. Pacific Islander households, as defined by US Census data, only make up 40 of the city’s very low-income households, 54 low-income households, and 30 moderate income households. Hispanic households, on the other hand, constitute the majority of households with housing needs. Over 40% of all very low-income Fresno households (11,710 households) are Hispanic households with housing problems.

White households experience housing problems at lower rates than the city’s average at all income levels; however, the number of white households with a housing problem comes second to that of Hispanics at every income level as well.

NA-20 Disproportionately Greater Need: Severe Housing Problems – 91.205 (b)(2)

Assess the need of any racial or ethnic group that has disproportionately greater need in comparison to the needs of that category of need as a whole.

Introduction

This section assesses the severe housing needs of racial and ethnic groups at various income levels in comparison to severe needs at that income level as a whole to identify any

disproportionately greater needs. Like the preceding analysis, this section uses HUD’s definition of disproportionately greater need, which occurs when one racial or ethnic group at a given income level experiences housing problems at a rate that is at least 10 percentage points greater than the income level as a whole.

Tables 16 through 19 identify the number of households with one or more of the severe housing needs by householder race and ethnicity. The four severe housing problems include: (1) severe cost burden (paying more than 50% of income for housing and utilities); (2) severe crowding (more than 1.5 people per room); (3) lack of complete kitchen facilities; and (4) lack of complete plumbing facilities.

Income classifications include:

- Very low income – up to 30% of area median income (AMI) or \$12,458 for a family of four;
- Low income – 30 to 50% AMI or \$12,459 to \$20,764 for a family of four;
- Moderate income – 50 to 80% AMI or \$20,765 to \$33,224 for a family of four; and
- Middle income – 80 to 100% AMI or \$33,225 to \$41,531 for a family of four.

0%-30% of Area Median Income

Out of 27,690 very low-income households in the city of Fresno, 76% have one or more severe housing problem. Pacific Islander households are disproportionately affected at this income level, with 100% of the 40 Pacific Islander households experiencing a severe housing problem. Hispanic households have the second highest rate of housing problems (81%), followed by Asian households (75%), white households (71%), Black households (69%), and American Indian households (42%).

TABLE 16 – SEVERE HOUSING PROBLEMS 0 - 30% AMI

Severe Housing Problems*	Has one or more of four housing problems	Has none of the four housing problems	Household has no/negative income, but none of the other housing problems
Jurisdiction as a whole	21,055	4,455	2,180
White	4,590	1,155	725
Black / African American	3,205	945	455
Asian	2,135	405	320
American Indian, Alaska Native	64	55	35
Pacific Islander	40	0	0
Hispanic	10,710	1,840	635

Data Source: 2011-2015 CHAS

*The four severe housing problems are:

1. Lacks complete kitchen facilities,
2. Lacks complete plumbing facilities,
3. More than 1.5 persons per room,
4. Cost Burden over 50%

30%-50% of Area Median Income

There are 13,885 low income households that have a severe housing problem, comprising 59% of the households at this income level. Pacific Islander households are disproportionately affected, with severe housing problems affecting 100% of the 54 Pacific Islander households. American Indian experience severe housing problems at a rate of 66%, followed by Black households (62%), Hispanic households (59%), white households (58%) and Asian households (56%).

TABLE 17 – SEVERE HOUSING PROBLEMS 30 - 50% AMI

Severe Housing Problems*	Has one or more of four housing problems	Has none of the four housing problems	Household has no/negative income, but none of the other housing problems
Jurisdiction as a whole	13,885	9,610	0
White	3,735	2,705	0
Black / African American	1,730	1,040	0
Asian	1,190	925	0
American Indian, Alaska Native	135	69	0
Pacific Islander	54	0	0
Hispanic	6,700	4,735	0

Data Source: 2011-2015 CHAS

*The four severe housing problems are:

1. Lacks complete kitchen facilities,
2. Lacks complete plumbing facilities,
3. More than 1.5 persons per room,
4. Cost Burden over 50%

50%-80% of Area Median Income

Out of 27,660 moderate income households in the city, 29% have a severe housing problem. At this income level, Pacific Islander households continue to have disproportionate rates of housing problems, with 67% having a severe housing problem. Asian households have the second highest rate of severe housing problems, 36%. All other racial and ethnic groups are at or below the city's average; 29% of Hispanic, Black and white households have severe housing problems, as well as 6% of American Indian households.

TABLE 18 – SEVERE HOUSING PROBLEMS 50 - 80% AMI

Severe Housing Problems*	Has one or more of four housing problems	Has none of the four housing problems	Household has no/negative income, but none of the other housing problems
Jurisdiction as a whole	8,060	19,600	0
White	2,385	6,320	0
Black / African American	560	1,355	0
Asian	870	1,580	0
American Indian, Alaska Native	10	160	0
Pacific Islander	20	10	0
Hispanic	4,065	9,770	0

Data Source: 2011-2015 CHAS

*The four severe housing problems are:

1. Lacks complete kitchen facilities, 2. Lacks complete plumbing facilities, 3. More than 1.5 persons per room, 4. Cost Burden over 50%

80%-100% of Area Median Income

Seventeen percent (17%) of the city’s 13,825 middle income households have a severe housing problem. Asian households at this income level are disproportionately affected, with 32% having a severe housing problem. Nineteen percent of Hispanic households, 13% of white households and 11% of Black households also experience at least one severe housing problem at this income level.

TABLE 19 – SEVERE HOUSING PROBLEMS 80 - 100% AMI

Severe Housing Problems*	Has one or more of four housing problems	Has none of the four housing problems	Household has no/negative income, but none of the other housing problems
Jurisdiction as a whole	2,350	11,475	0
White	535	4,175	0
Black / African American	110	745	0
Asian	425	895	0
American Indian, Alaska Native	0	20	0
Pacific Islander	0	0	0
Hispanic	1,240	5,280	0

Data Source: 2011-2015 CHAS

*The four severe housing problems are:

1. Lacks complete kitchen facilities, 2. Lacks complete plumbing facilities, 3. More than 1.5 persons per room, 4. Cost Burden over 50%

Discussion

Hispanic households make up the majority of households at all income groups, as well as the majority of households with one or more severe housing problems. Fifty-one percent of all Hispanic households earning less than 100% AMI (22,715 households) have severe housing problems. Comparatively, white households, which make up the second largest number of households earning below 100% AMI, have severe housing problems at a rate of 43%. Only American Indian households experience severe housing problems at a lesser rate of 39%. All other groups experience severe housing problems at a rate higher than Hispanic households: Asian households (53%), Black households (55%), and Pacific Islander households (92%).

At very low, low, and moderate incomes, Pacific Islander households continue to experience a disproportionately higher rate of severe housing problems than the city's average. Asian households also have a disproportionate rate of severe housing problems at middle incomes.

NA-25 Disproportionately Greater Need: Housing Cost Burdens – 91.205 (b)(2)

Assess the need of any racial or ethnic group that has disproportionately greater need in comparison to the needs of that category of need as a whole

Introduction

This section assesses the need of any racial or ethnic group that has disproportionately greater need in comparison to the needs of that category of need as a whole. While the preceding sections assessed all housing and severe housing problems, Table 20 focuses only on the share of income households spend on housing. Data is broken down into groups spending less than 30% of income on housing costs, those paying between 30 and 50% (i.e., with a cost burden), and those paying over 50% (i.e., with a severe cost burden). The final column, “no/negative income,” identifies households without an income, for whom housing as a share of income was not calculated.

Housing Cost Burden

TABLE 20 – GREATER NEED: HOUSING COST BURDENS AMI

Housing Cost Burden	<=30%	30-50%	>50%	No / negative income
Jurisdiction as a whole	87,650	34,475	37,355	2,440
White	39,090	11,035	11,175	765
Black / African American	5,370	3,265	5,065	480
Asian	8,675	3,455	3,235	375
American Indian, Alaska Native	335	280	185	35
Pacific Islander	60	20	94	0
Hispanic	32,190	15,570	16,880	770

Data Source: 2011-2015 CHAS

Discussion

Pacific Islanders, Black and American Indian households experience disproportionately greater rates of housing cost burden in Fresno than other racial or ethnic groups. While 44% of the city is housing cost burdened, 65% of Pacific Islander households, 59% of Black households and 56% of American Indian households are housing cost burdened. Hispanic households experience housing cost burdens at a rate of 50%, followed by Asian households (42%) and white households (36%).

American Indian households have the highest rate of cost burden, with 34% spending between 30-50% of their incomes on housing costs. In total numbers, however, Hispanic and white households exhibit a higher number of households experiencing housing cost burden. There are 15,570 Hispanic households and 11,035 white households experiencing housing cost burdens. A similar pattern occurs with severe housing cost burdens. Pacific Islander households have the highest rate of severe cost burden, with 54% of the 174 Pacific Islander households spending over 50% of their incomes on housing costs. It should also be noted that there are 16,880 Hispanic households and 11,175 white households that also experience severe housing cost burden.

NA-30 Disproportionately Greater Need: Discussion – 91.205(b)(2)

Are there any income categories in which a racial or ethnic group has disproportionately greater need than the needs of that income category as a whole?

Pacific Islander households experience disproportionately greater housing need at very low, low, and moderate-income levels. Pacific Islander households also experience the highest rate of housing cost burden amongst all households spending over 50% of their incomes on housing costs. Asian households experience disproportionately greater housing need at middle incomes. American Indian households have the highest rate of housing cost burden for households spending between 30-50% of their incomes on housing costs.

Are any of those racial or ethnic groups located in specific areas or neighborhoods in your community?

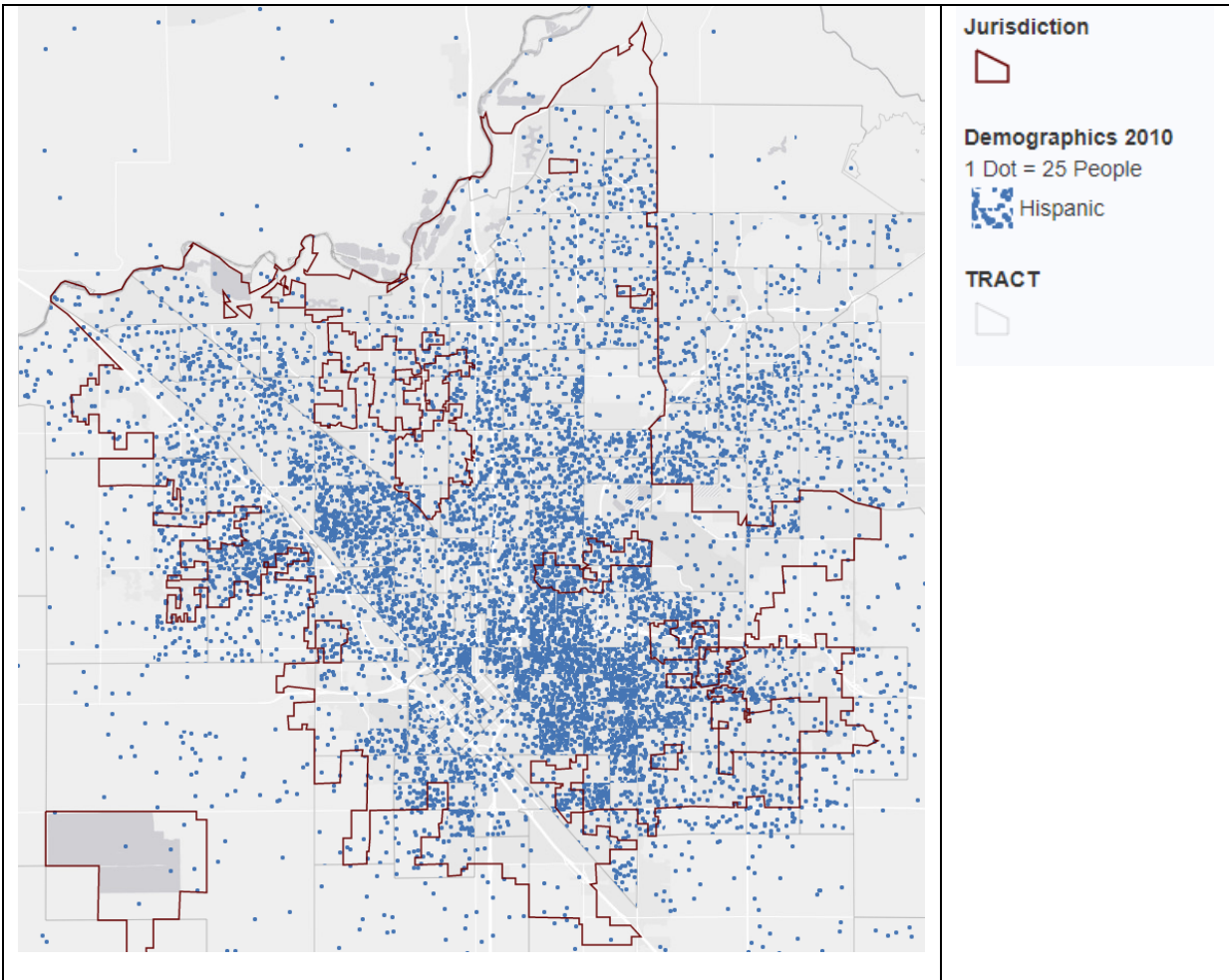
Figures 1 through 5 indicate that Fresnans of all racial and ethnic backgrounds live throughout the city of Fresno. However, some areas show greater clustering of racial and ethnic groups than others. Hispanic residents make up the largest share of Fresno residents at the decennial census (46.7%). However, fewer Hispanic residents are shown residing in northeast and northwest Fresno. Hispanic residents have their greatest presence in areas south of E. Clinton Ave and east of Highway 41, particularly in southeast Fresno.

White residents, who make up the second largest share of Fresnans, primarily live north of Sequoia-Kings Canyon Freeway with clustering particularly in northeast and northwest Fresno. Asian and Pacific Islander residents show clustering patterns in various areas throughout the city, particularly in northeast Fresno between N. Cedar Avenue and the eastern city limit, along

Sequoia-Kings Canyon Freeway east of Hwy 41, and along N. Cedar Avenue between E. Butler and E. California Avenues.

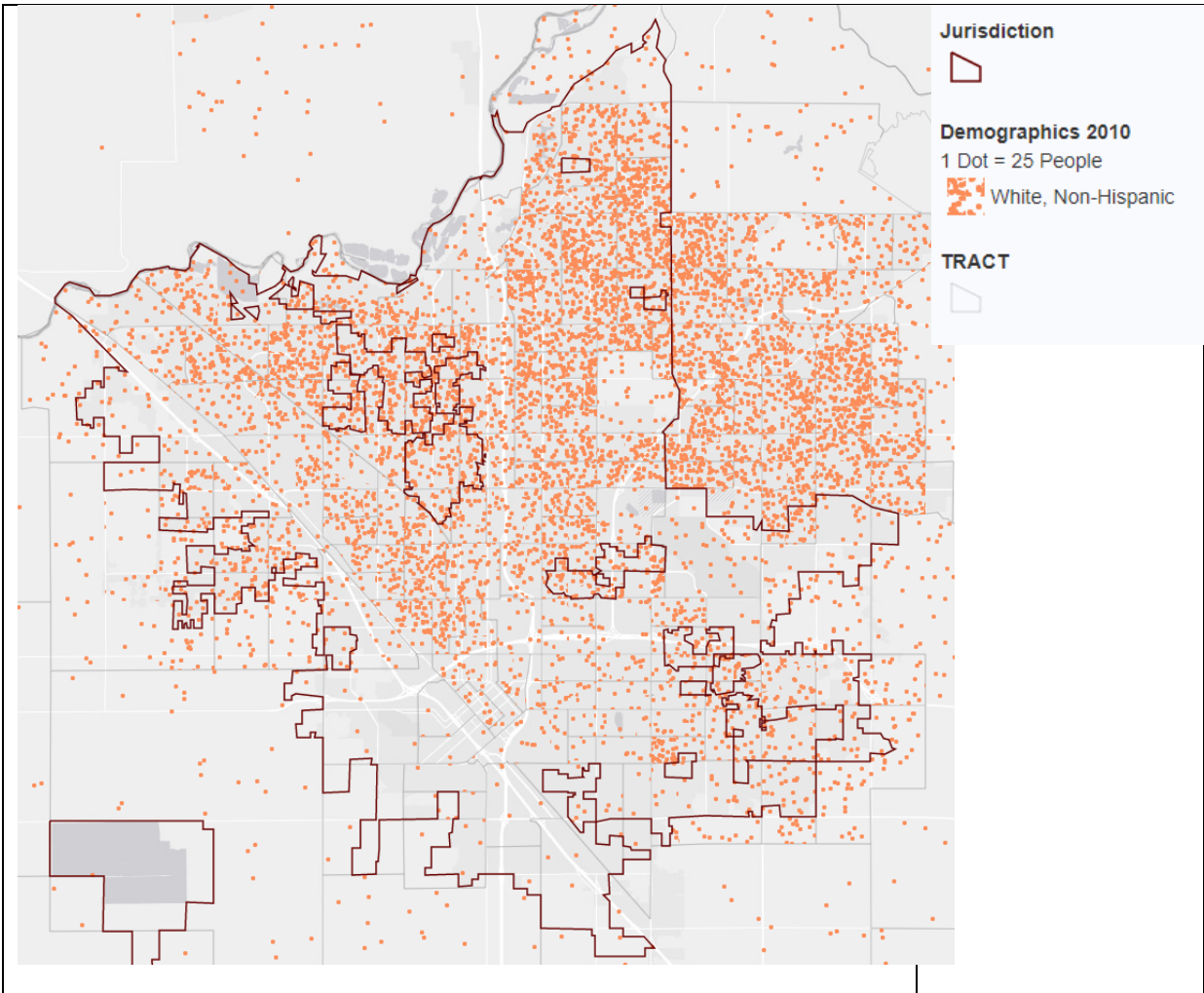
Black residents in Fresno show clustering particularly in southwest Fresno, immediately west of Fresno State University, in southeast Fresno along S. Chestnut Avenue, and in west Fresno south of the railroad tracks along N. Santa Fe Avenue. Native American residents in Fresno tend to live north of the Sequoia Kings Canyon Freeway, but do not otherwise show patterns of clustering.

FIGURE 1 – POPULATION BY BLOCK GROUP FOR HISPANIC RESIDENTS IN FRESNO, 2010



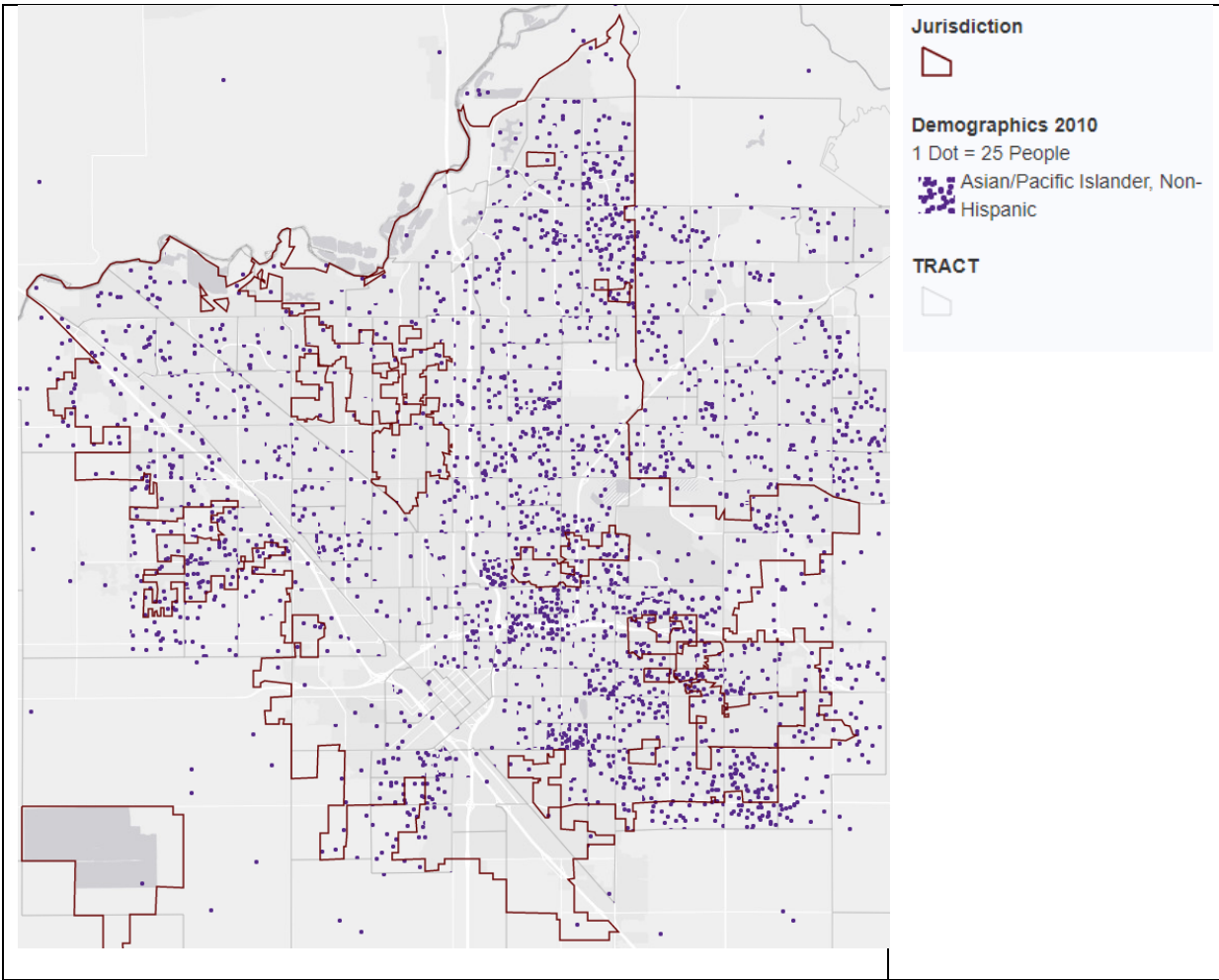
Data Source: HUD AFFH Data and Mapping Tool, <https://egis.hud.gov/affht/>

FIGURE 2 – POPULATION BY BLOCK GROUP FOR WHITE, NON-HISPANIC RESIDENTS IN FRESNO, 2010



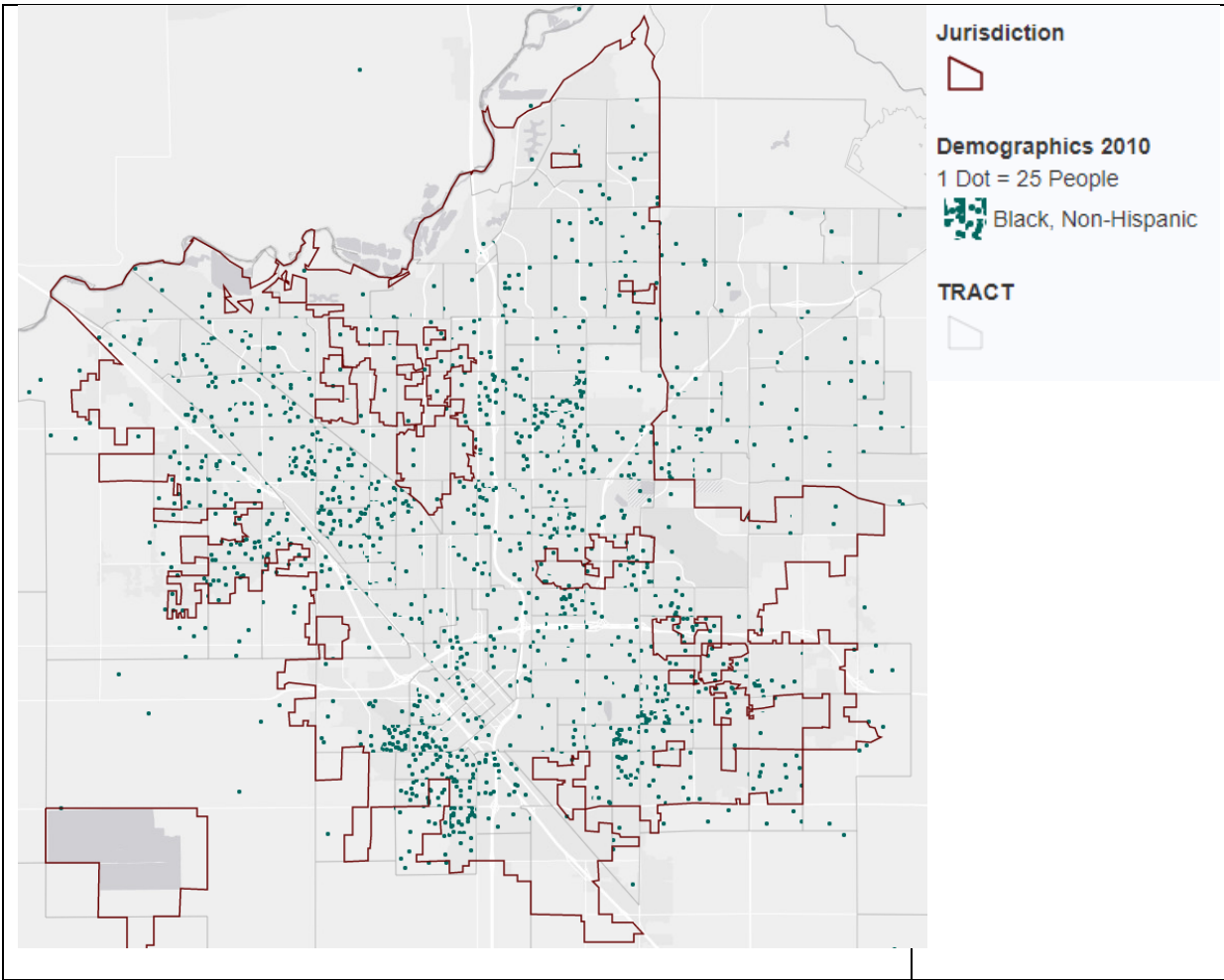
Data Source: HUD AFFH Data and Mapping Tool, <https://egis.hud.gov/affht/>

FIGURE 3 – POPULATION BY BLOCK GROUP FOR ASIAN/PACIFIC ISLANDER RESIDENTS IN FRESNO, 2010



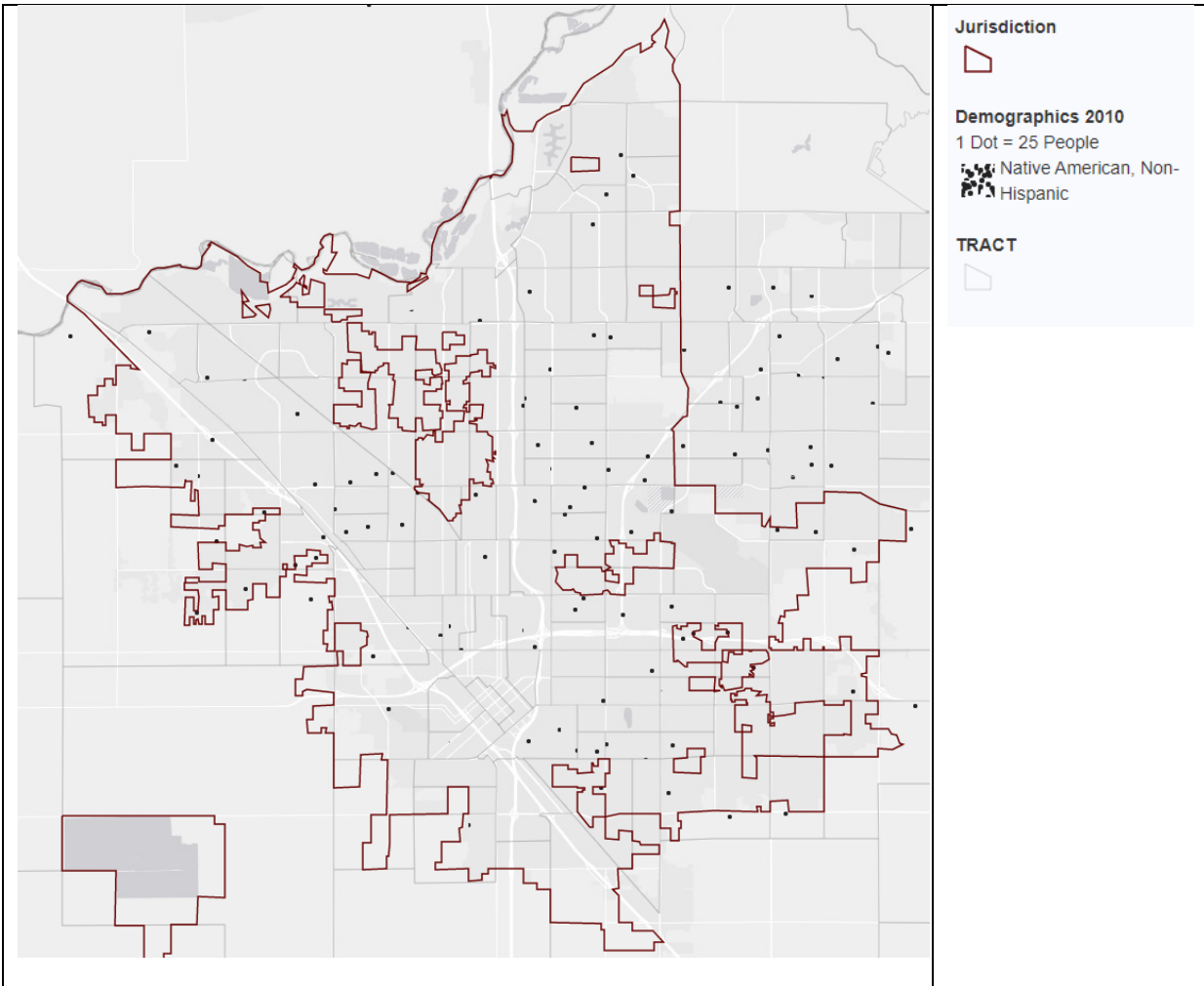
Data Source: HUD AFFH Data and Mapping Tool, <https://egis.hud.gov/affht/>

FIGURE 4 – POPULATION BY BLOCK GROUP FOR BLACK, NON-HISPANIC RESIDENTS IN FRESNO, 2010



Data Source: HUD AFFH Data and Mapping Tool, <https://egis.hud.gov/affht/>

FIGURE 5 – POPULATION BY BLOCK GROUP FOR NATIVE AMERICAN RESIDENTS IN FRESNO, 2010



Data Source: HUD AFFH Data and Mapping Tool, <https://egis.hud.gov/affht/>

NA-35 Public Housing – 91.205(b)

Introduction

Fresno residents are served by the Housing Authority of the City of Fresno (FH). Between public housing, Housing Choice Vouchers, project-based vouchers, and units under the Section 202 and Section 811 programs, a total of over 13,596 subsidized units are available in the city, housing 35,363 individual residents. Voucher programs are the primary source of these subsidized housing units representing 12,847 (94%) of these subsidized units (10,648 Housing Choice Vouchers and 2,199 Project-Based Vouchers). There are 651 units of conventional public housing and another 98 units designated for elderly and/or disabled households through the Section 202 and 811 programs. The FH provides a range of housing in the City of Fresno, including affordable housing, senior housing, permanent supportive housing, and market rate housing.

PUBLIC HOUSING SUMMARY

	Units Available	Residents Served
Public Housing	651	1,827
Housing Choice Vouchers	10,648	29,207
Project Based Section 8	2,199	4,221
Section 202	79	88
Section 811	19	20
Total	13,596	35,363

Data Source: 2017 Picture of Subsidized Households, <https://www.huduser.gov/portal/datasets/assthsg.html>

Totals in Use

TABLE 21 - PUBLIC HOUSING BY PROGRAM TYPE

	Program Type								
	Certificate	Mod-Rehab	Public Housing	Vouchers					
				Total	Project - based	Tenant - based	Special Purpose Voucher		
			Veterans Affairs Supportive Housing				Family Unification Program	Disabled*	
# of units vouchers in use	0	0	760	6,792	83	6,441	39	133	89

***includes Non-Elderly Disabled, Mainstream One-Year, Mainstream Five-year, and Nursing Home Transition**

Data Source: PIC (PIH Information Center)

Characteristics of Residents

TABLE 22 – CHARACTERISTICS OF PUBLIC HOUSING RESIDENTS BY PROGRAM TYPE

	Program Type							
	Certificate	Mod-Rehab	Public Housing	Vouchers				
				Total	Project - based	Tenant - based	Special Purpose Voucher	
						Veterans Affairs Supportive Housing	Family Unification Program	
Average Annual Income	0	0	11,498	11,936	9,842	11,933	9,401	12,627
Average length of stay	0	0	5	6	0	7	1	7
Average Household size	0	0	2	3	3	3	1	4
# Homeless at admission	0	0	1	10	1	7	2	0
# of Elderly Program Participants (>62)	0	0	106	754	3	726	2	3
# of Disabled Families	0	0	122	1,452	20	1,326	18	18
# of Families requesting accessibility features	0	0	760	6,792	83	6,441	39	133
# of HIV/AIDS program participants	0	0	0	0	0	0	0	0
# of DV victims	0	0	0	0	0	0	0	0

Data Source: PIC (PIH Information Center)

Race of Residents

TABLE 23 – RACE OF PUBLIC HOUSING RESIDENTS BY PROGRAM TYPE

Race	Program Type								
	Certificate	Mod-Rehab	Public Housing	Vouchers					
				Total	Project - based	Tenant - based	Special Purpose Voucher		
							Veterans Affairs Supportive Housing	Family Unification Program	Disabled*
White	0	0	496	4,001	49	3,753	33	111	51
Black/African American	0	0	161	2,208	22	2,143	6	18	18
Asian	0	0	87	466	8	438	0	1	17
American Indian/Alaska Native	0	0	12	102	3	93	0	3	3
Pacific Islander	0	0	4	15	1	14	0	0	0
Other	0	0	0	0	0	0	0	0	0

*includes Non-Elderly Disabled, Mainstream One-Year, Mainstream Five-year, and Nursing Home Transition

Data Source: PIC (PIH Information Center)

Ethnicity of Residents

TABLE 24 – ETHNICITY OF PUBLIC HOUSING RESIDENTS BY PROGRAM TYPE

Program Type									
Ethnicity	Certificate	Mod-Rehab	Public Housing	Vouchers					
				Total	Project - based	Tenant - based	Special Purpose Voucher		
							Veterans Affairs Supportive Housing	Family Unification Program	Disabled*
Hispanic	0	0	451	3,157	41	2,990	11	89	22
Not Hispanic	0	0	309	3,635	42	3,451	28	44	67

***includes Non-Elderly Disabled, Mainstream One-Year, Mainstream Five-year, and Nursing Home Transition**

Data Source: PIC (PIH Information Center)

Section 504 Needs Assessment: Describe the needs of public housing tenants and applicants on the waiting list for accessible units:

The data from HUD PIH Information Center shows Fresno as having 760 public housing units in use within the city, 122 (16%) of which are held by a family containing one or more people with a disability. Of the city's 6,792 voucher units, 1,452 (21%) are occupied by a disable household. According to the HUD data, all 760 of the public housing residents and 6,792 voucher households captured in this reporting had requested units with accessibility features. As many people with disabilities live on limited incomes, often just a modest \$771/month SSI payment, there are few options for them other than public housing. Availability of additional units with accessibility features is the greatest need of this population.

Most immediate needs of residents of Public Housing and Housing Choice voucher holders

Current residents in public and other assisted housing units are most immediately in need of opportunities and supports to grow and attain a level of self-sufficiency. These supports include programs in areas such as job training and assistance, childcare, transportation, health-related assistance, after school programs, adult education, and child educational enrichment.

How do these needs compare to the housing needs of the population at large

The needs of public housing residents and voucher holders are different from those of the city's overall low- and moderate-income population primarily in that these residents are housed in stable and decent housing. With this need met, residents are able to work on other needs that families typically face in addition to housing insecurity. These other needs frequently include childcare, healthcare, employment, transportation, and food.

NA-40 Homeless Needs Assessment – 91.205(c)

Introduction

This section provides an assessment of the City of Fresno's homeless population and its needs. The Fresno Madera CoC conducts an annual homeless "Point-in-time Count" during the last ten days of January each year. The 2019 point-in-time count for Fresno and Madera counties was held on January 29, 2019. It counted 2,508 persons experiencing homelessness in total, including chronically homeless (698 persons, or 28 percent), unaccompanied and parenting youth households (134 persons, or 5 percent), persons in families with children (241, or 10 percent), and veterans (235, or 10 percent).

If data is not available for the categories "number of persons becoming and exiting homelessness each year," and "number of days that persons experience homelessness," describe these categories for each homeless population type (including chronically homeless individuals and families, families with children, veterans and their families, and unaccompanied youth):

Of the 2,508 homeless persons counted in the point-in-time count, 698 people were counted as chronically homeless (28 percent). Of the 698 chronically homeless persons, 23 were sheltered in emergency shelter (3 percent), none were in transitional housing, and 675 were unsheltered (97 percent).

The 2019 point-in-time count counted 241 homeless persons in families with children (10 percent of total persons experiencing homelessness), 235 veterans (10 percent of total), and 134 persons in unaccompanied and parenting youth households (5 percent of total). The 241 persons in families with children included 81 households with 154 children under the age of 18. 225 of the 241 persons in these households were sheltered, with 186 persons (77 percent of total persons in family households with children) in emergency shelters and 39 (16 percent of total) in transitional housing. 16 persons in households of families with children were unsheltered (7 percent of total persons in family households with children).

Of the 235 homeless veterans, 40 were in emergency shelters (17 percent), 29 were in transitional housing (12 percent), and 166 were unsheltered (71 percent).

Unaccompanied youth households included 112 unaccompanied youth, 7 parenting youth, and 15 children of parenting youth. Of the 112 unaccompanied youth, 21 were in emergency shelters (19 percent), 7 were in transitional housing (6 percent), and 84 were unsheltered (75 percent). Of the 22 parenting youth and children in parenting youth households, 16 were in emergency shelters (73 percent), and 6 were in transitional housing (27 percent).

Note that these figures do not represent the entire homeless population in the counties, but rather the number of homeless that were sheltered and unsheltered during a point-in-time count. As the inventory of homeless facilities in the area shows, a considerably higher number of homeless persons are assisted within Fresno and Madera counties than the point-in-time count of chronically homeless reflects.

Nature and Extent of Homelessness: (Optional)

Nature and Extent of Homelessness			
Race	Sheltered		Unsheltered
White		323	1,359
African American		78	352
Asian		8	30
American Indian/ Alaskan Native		12	239
Native Hawaiian/ Pacific Islander		7	36
Multiple Races		11	53
Ethnicity	Sheltered		Unsheltered
Non-Hispanic/ Non-Latino		210	1,132
Hispanic/ Latino		229	937

Estimate the number and type of families in need of housing assistance for families with children and the families of veterans.

The 2019 point-in-time count identified 81 households experiencing homelessness with at least one adult and one child, which included a total of 241 people, 154 of whom were under the age of 18 (66 percent). Of the 241 persons in households with at least one adult and one child, 225 (93 percent) were sheltered in emergency or transitional housing, and 16 (7 percent) were unsheltered. Of the 235 veterans counted during the point-in-time count, 69 (29 percent) were sheltered and 166 (71 percent) were unsheltered.

Describe the Nature and Extent of Homelessness by Racial and Ethnic Group.

The point-in-time count categorized the number of sheltered and unsheltered individuals who were homeless in Fresno and Madera counties by race and ethnicity. The count found that 67 percent of all sheltered and unsheltered individuals were white, 17 percent were Black, and 10 percent were American Indian or Alaskan Native. People who identified as Asian, Native Hawaiian/ Pacific Islander, and multiple races each comprised 3 percent or less of sheltered and unsheltered individuals in Fresno and Madera counties. Regarding ethnicity, the count found that 46 percent of the total sheltered and unsheltered homeless population in Fresno and Madera counties were Hispanic/ Latino, and 54 percent were non-Hispanic/ Latino.

Describe the Nature and Extent of Unsheltered and Sheltered Homelessness.

The 2019 point-in-time count counted a total of 2,508 homeless persons, including 439 sheltered (18 percent) and 2,069 unsheltered persons (82 percent). Of the 439 sheltered individuals, 353 (80 percent) were in emergency shelters, and 86 (20 percent) were in transitional housing.

Discussion

Data from both the point-in-time count and stakeholder input indicate a high level of need for homelessness services in the City of Fresno. Survey respondents also rated all homeless services at high levels of need. In particular, 80 percent of survey respondents rated homeless prevention as a high need, and 73 percent rated transitional/ supportive housing and permanent housing as high needs. Access to homeless shelters and permanent housing were rated as high needs by 72 percent of survey respondents.

NA-45 Non-Homeless Special Needs Assessment - 91.205 (b,d)

Introduction

This section discusses the characteristics and needs of persons in various subpopulations of the City of Fresno who are not necessarily homeless but may require supportive services, including persons with HIV/AIDS, the elderly, persons with disabilities (mental, physical, or developmental), persons with alcohol or drug addiction, victims of domestic violence, and persons with a criminal record and their families.

HOPWA

TABLE 25 – HOPWA DATA

Current HOPWA formula use:	
Cumulative cases of AIDS reported	Data no longer available
Area incidence of AIDS	Data no longer available
Rate per population	Data no longer available
Number of new cases prior year (3 years of data)	Data no longer available
Rate per population (3 years of data)	Data no longer available
Current HIV surveillance data:	
Number of Persons living with HIC (PLWH)	1,801
Area Prevalence (PLWH per population)	232.6 per 100,000 population
Number of new HIV cases reported in 2017	158

Data Source: CDC HIV Surveillance

HIV Housing Need (HOPWA Grantees Only)

TABLE 26 – HIV HOUSING NEED

Type of HOPWA Assistance	Estimates of Unmet Need
Tenant based rental assistance	4
Short-term Rent, Mortgage, and Utility	10
Facility Based Housing (Permanent, short-term or transitional)	20

Data Source: HOPWA CAPER and HOPWA Beneficiary Verification Worksheet

Describe the characteristics of special needs populations in your community:

Elderly and Frail Elderly

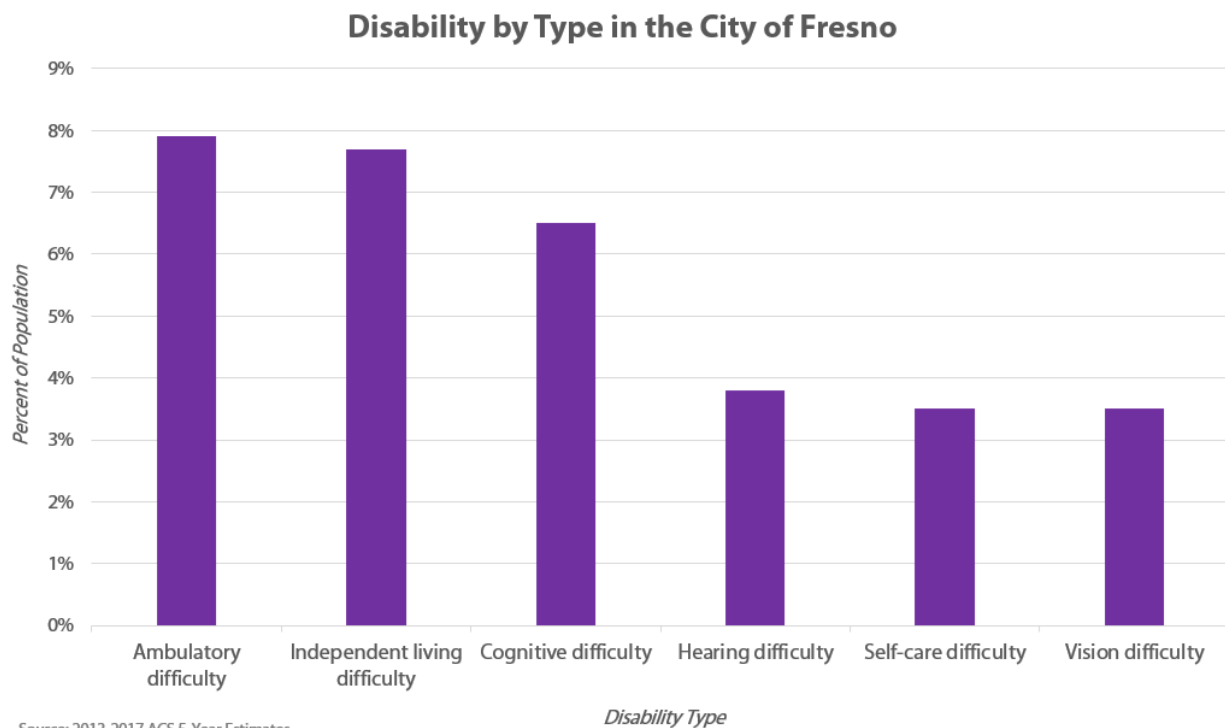
According to the 2013-2017 ACS 5-year estimates, 10.3 percent of the City of Fresno's population is elderly, aged 65 and over. 4.3 percent of the population is considered frail elderly, aged 75 and over. Slightly less than half (45.1 percent) of elderly individuals aged 65 and over in the city have a disability.

Persons with Disabilities

Within the city, 13.9 percent of all residents have one or more disabilities, including:

- Hearing difficulty – 3.8 percent
- Vision difficulty – 3.5 percent
- Cognitive difficulty – 6.5 percent
- Ambulatory difficulty – 7.9 percent
- Self-care difficulty- 3.5 percent
- Independent living difficulty – 7.7 percent

FIGURE 6- DISABILITY BY TYPE



Persons with HIV/AIDS and their families

As of 2017, there were approximately 1,801 persons living with HIV in the Fresno MSA region, a rate of 232.6 people living with HIV per 100,000 population. Of the total persons living with HIV in the region as of 2017, 1,482 were adult and adolescent men and 319 were adult and adolescent women. There were 158 new diagnoses in 2017, a rate of 20.2 new diagnoses per 100,000 population. 143 of the 158 new diagnoses were of adult and adolescent men, and 15 were of adult and adolescent women.

Immigrants and Refugees

An estimated 104,829 residents of the City of Fresno are foreign-born, according to American Community Survey 5-Year Estimates for 2013-2017. Of these residents, an estimated 11,614 (11.1 percent) began residing in the United States in 2010 or later. Of the foreign-born population, approximately 43.3 percent are naturalized citizens, and 56.7 percent are not citizens.⁶ Of the foreign-born population who entered the United States in 2010 or later, an estimated 64.1 percent were born in Asia, 29.5 percent were born in Latin America, and 4.1 percent were born in Europe.

Persons with Alcohol or Drug Addiction

The region that includes the City of Fresno and its surrounding counties has an estimated 6.77 percent rate of alcohol use disorder in the past year by individuals aged 12 and older, according to 2014-2016 data from the US Substance Abuse & Mental Health Data Archive (SAMHDA). Cocaine use in the region was estimated at 2.06 percent of the population, and heroin use was estimated at 0.21%.⁷ There were an estimated 408 drug overdose deaths in Fresno County from 2015 to 2017, a rate of 14 persons per 100,000 population.⁸

Victims of Domestic Violence

The Centers for Disease Control estimates that 34.9 percent of women and 31.1 percent of men in California have experienced any contact sexual violence, physical violence, or stalking by an intimate partner in their lifetimes.⁹ This equates to an estimated 92,352 women and 79,124 men living in Fresno, based on the city's 2017 total population of 519,037.¹⁰ 5.1 percent of women and 6.4 percent of men have experienced any contact sexual violence, physical violence, or stalking by an intimate partner in the past 12 months, equating to an estimated 13,496 women and 16,283 men in Fresno.

Re-entry Populations

In the state of California, an estimated 236,000 residents are on probation, and 90,000 are on parole.¹¹ As of 2018, there were more than 10,000 adults under probation in Fresno County's Adult Services Division.¹² The large numbers of county residents under criminal justice

⁶ 2013-2017 American Community Survey Estimates for Selected Characteristics of the Foreign-Born Population by Period of Entry into the United States, Table S0502

⁷ Substance Abuse & Mental Health Data Archive. "Interactive National Survey on Drug Use and Health Substate Estimates." <https://pdas.samhsa.gov/saes/substate>

⁸ County Health Rankings & Roadmaps. "Drug Overdose Deaths." <https://www.countyhealthrankings.org/>

⁹ National Center for Injury Prevention and Control, Centers for Disease Control and Prevention. (2017). The National Intimate Partner and Sexual Violence Survey (NISVS) | 2010-2012 State Report. Retrieved from: <https://www.cdc.gov/violenceprevention/pdf/NISVS-StateReportBook.pdf>

¹⁰ 2013-2017 American Community Survey 5-Year Estimates for Total Population in the City of Fresno, Table DP05

¹¹ Prison Policy Initiative. (n.d.) California Profile. Retrieved from: <https://www.prisonpolicy.org/profiles/CA.html>

¹² Fresno County Probation Department. (2018). 2017-2018 Annual Report. Retrieved from: <https://www.co.fresno.ca.us/home/showdocument?id=37231>

supervision indicates a continuing need to address the housing and supportive service needs of this population in Fresno.

What are the housing and supportive service needs of these populations and how are these needs determined?

The primary housing and supportive needs of these subpopulations (the elderly, frail elderly, persons with disabilities, persons with HIV/AIDS and their families, persons with alcohol or drug addiction, victims of domestic violence, and reentry populations) were determined by input from both service providers and the public through the Housing and Community Needs Survey, public meetings, and stakeholder interviews.

Housing that is Affordable, Accessible, Safe, and Low-Barrier

For all vulnerable populations, the high cost of housing is an issue. A high percentage of residents within these population subgroups live at or below the federal poverty level. Low incomes force many people with special needs to live in congregate care, have roommates, or live with family. HUD's fair market rent documentation for FY 2020 estimates fair market rent for a two-bedroom unit in the Fresno metro as \$980 per month.¹³ High housing costs make it difficult for vulnerable populations, who often live on very low incomes, to afford housing.

Because of the high cost of housing, there is a need to increase the availability of affordable housing for vulnerable populations. This could include options such as smaller housing units; accessory dwelling units; cohousing with shared services; and other housing types that support increased levels of affordability.

For the elderly and frail elderly, people with disabilities, and others that may not have access to vehicles, there is a need for housing that is accessible to transportation, recreation, and employment. Group homes and other housing options for people with disabilities are often located outside of urban communities and provide low levels of access to transit and walkability. These groups need housing options that are integrated into the community and reduce social isolation.

Persons living with HIV/AIDS need low-barrier housing free from requirements surrounding drug testing, sobriety, criminal background, and medical appointments. Stakeholders working with persons living with HIV/AIDS and/or the HOPWA program emphasized that a 'housing first' model, in which permanent housing is provided without other barriers, is needed. Similar to other vulnerable populations, persons living with HIV/AIDS need housing that provides easy access to health services, resources, and employment.

Housing may be inaccessible to vulnerable populations for a variety of reasons. Persons with disabilities may find that their housing options are not ADA compliant or are outside the service range for public transportation. People living with HIV/AIDS, immigrants and refugees, people

¹³ HUD User (n.d.). Fresno HUD Metro FMR Area Small Area FY 2020 Fair Market Rents. Retrieved from: https://www.huduser.gov/portal/datasets/fmr/fmrs/FY2020_code/2020summary.odn

with criminal histories, and other vulnerable populations are often discriminated against in housing application processes.

Housing that is safe and clean is another need for vulnerable population groups. Units that are not clean or have other unhealthy conditions can worsen health issues for groups that are already vulnerable, such as persons living with HIV/AIDS.

Transportation

Access to transportation is an important concern for vulnerable population groups. Persons with disabilities and others without access to vehicles need housing in close proximity to transportation services in order to access employment, health services, and recreation opportunities. If transit is not within walking distance, vulnerable populations need accessible, reliable transportation services to provide access to everyday needs. Specifically, persons with intellectual or developmental disabilities may need companion assistance in transportation services in order to reach their destinations. Persons with HIV/AIDS need housing nearby transportation services in order to access health services and other resources. Accessible, reliable transportation also makes it easier for service providers to reach people for in-home services.

Specialized Housing and Supportive Services

Specialized housing is often needed to target needs of specific vulnerable populations. For example, people with intellectual or developmental disabilities and people with alcohol or drug addiction have specific housing needs that may be addressed through housing with wraparound services. Specifically, people with intellectual or developmental disabilities often need programming such as case management or life skills programming that does not violate direct service requirements.

Persons living with HIV/AIDS may also need case management services and other supportive services, although stakeholders interviewed as part of this planning process emphasized that supportive services should not be required for people living with HIV/AIDS to access housing.

Workforce Development and Employment Services

Vulnerable populations may also need workforce development and employment services. These programs may include employment navigation, job training, education, transportation services, and case management focused on employment, among others.

Physical and Mental Health and Treatment Services

Access to healthcare is a need for vulnerable populations. Stakeholders and focus group participants noted a need for increased access to mental and physical health services for low-income residents. Stakeholders also emphasized a need for a wider range of drug and alcohol outpatient services.

Education/Combating Perceptions

Combating stigmas is an important concern for many vulnerable populations. In particular, for adults with criminal histories and people living with HIV/AIDS, it may be especially difficult to find adequate housing. Stakeholders noted that landlords often perceive persons with criminal histories or people living with HIV/AIDS as high-risk applicants. Because of this, they noted that others frequently get priority over these groups in accessing housing. Further, a lack of understanding regarding the transmission of HIV may cause people to lose housing or employment, and many people become homeless for this reason.

Outreach

Outreach to vulnerable populations to ensure they are aware of available services is another need. This includes development of relationships and trust so that people feel comfortable seeking out needed services. There is also a need to provide clarity in marketing and in public buildings about what services are available.

Discuss the size and characteristics of the population with HIV/AIDS and their families within the Eligible Metropolitan Statistical Area:

The Fresno region ranked 17th among Metropolitan Statistical Areas (MSAs) in the rate of diagnoses of HIV infection as of 2017.¹⁴ There were 158 new diagnoses in the MSA in 2017, a rate of 20.2 new diagnoses per 100,000 population. 143 of the 158 new diagnoses were of adult and adolescent men, and 15 were of adult and adolescent women. 127 of the 143 newly diagnosed men contracted HIV from male-to-male sexual contact. 13 of the 15 newly diagnosed women contracted HIV from heterosexual contact. At the end of 2016, there were a total of 1,801 persons living with HIV in the region, a rate of 232.6 cases per 100,000 population. Of the total persons living with HIV in the region as of 2017, 1,482 were adult and adolescent men and 319 were adult and adolescent women.

Teens and men aged 13 to 24 had the highest number of new cases (46), followed men aged 25 to 34 (43 cases). Men aged 25 to 34 were diagnosed with HIV at the highest rate (55.2 diagnoses per 100,000 population in 2017), followed by teens and men aged 13 to 24 (51.8 new diagnoses per 100,000 population). Although younger men tended to be diagnosed more frequently, almost half of adult men living with the disease are over age 45 (820, or 46 percent), and almost one in four are aged 55 and over (417, or 23 percent). New diagnoses for women occurred in small numbers across all age groups, with the highest rate of diagnoses occurring amongst women aged 35 to 44 (8.2 new diagnoses per 100,000 population). About 3 in 5 women living with HIV are over 45 (61 percent), and almost one third (31 percent) are aged 55 and over.

¹⁴ Centers for Disease Control and Prevention. (2017). Diagnoses of HIV Infection among Adults and Adolescents in Metropolitan Statistical Areas--United States and Puerto Rico, 2017. Retrieved from: <https://www.cdc.gov/hiv/pdf/library/reports/surveillance/cdc-hiv-surveillance-supplemental-report-vol-24-2.pdf>

By race and ethnicity, the largest number of new diagnoses occurred amongst Hispanic adult and adolescent males. In 2017, there were 89 new diagnoses for Hispanic/ Latino males, 27 for white males, 15 for Black/ African American males, 7 for Asian males and 1 for American Indian/Alaskan native males. Black males experienced the highest rate of infection at 80.9 cases per 100,000 persons, compared to 44.9 for Hispanic males and 21.9 for white males. There were 789 Hispanic/ Latino male adults or adolescents living with the disease in the Fresno region, the highest number of any population group. Hispanic/ Latino women had the highest number of new diagnoses amongst women, with 8 of the 15 new cases among women in 2017. Black women experienced the highest rate of new diagnoses among women at 11 diagnoses per 100,000 compared to 4.1 for Hispanic/ Latino women and 1.5 for white women. Hispanic women had the highest numbers for women living with HIV in the region, making up 142 of the 319 women in the region living with HIV (45 percent).

Data is not available regarding prevalence and diagnoses of AIDS at the metro, county, or city level.

NA-50 Non-Housing Community Development Needs – 91.215 (f)

Describe the jurisdiction's need for Public Facilities

Buildings and infrastructure open to the general public, whether owned by the government or by nonprofits, may be considered public facilities under the CDBG program. Survey respondents in the City of Fresno ranked public facility needs in the community as follows, with one as the highest priority:

1. Homeless and domestic violence shelters
2. Community parks, gyms, and recreational fields
3. Youth centers
4. Health care facilities
5. Community centers

In particular, homeless and domestic violence shelters were rated as a high need by 71 percent of survey respondents and as a moderate need by 22 percent of respondents. Community parks, gyms, and recreational fields were rated as a high need by 62 percent of respondents and as a moderate need by 23 percent of respondents. 57 percent of respondents rated youth centers as a high need, and 31 percent rated them as a moderate need.

In addition to the needs rated in the survey, participants noted a need for:

- Maintenance of facilities located in south Fresno
- Community centers, libraries, parks and landscaping in central, south, and west Fresno
- Increasing the availability and quality of parks and libraries in south Fresno
- Substance abuse, domestic violence, and homeless shelters available evenly throughout the community
- Low- or no-barrier overnight and daytime shelters

- Low-barrier transitional housing
- Shelters and housing that provide supportive services
- Shelters focused on LGBTQ and transgender populations
- Domestic violence shelters that accept pets
- Areas for people who are homeless to park cars or camp
- Space in vacant buildings for nonprofits to provide public services
- Redevelopment of vacant properties
- Adaptive reuse of vacant buildings as affordable housing
- Mobile home rehab
- Efforts to support energy efficiency in housing
- Shaded play structures and water features in parks
- Investment in areas that have experienced disinvestment
- A centrally located senior center

Public facility goals identified in the City of Fresno General Plan (2015-2023) and other local plans include:

- Expand the availability of permanent supportive housing, so our homeless residents can move from constant crisis, into safe, stable and supported housing until they are self-sufficient.
- Focus funding efforts on increasing the number of Neighborhood and Community Parks, especially within the areas south of Shaw Avenue
- Seek dedicated funding sources for parkland acquisition, improvement, and ongoing maintenance costs, in both growth areas and established neighborhoods
- Identify underutilized and vacant land within the city that can be acquired and developed as parks to meet the needs of existing residents and cure deficiencies in established neighborhoods

How were these needs determined?

The public facility needs listed above were generated based on input from multiple stakeholders consulted through interviews, public meetings, and a community survey completed by 500 city residents and stakeholders. Stakeholders included City staff and elected officials, Fresno Housing Authority staff, nonprofit organizations, homeless housing and service providers, organizations serving people with disabilities, housing developers, civic organizations, and Fresno residents.

Needs were also determined based on a review of previous local and regional plans, such as the Fresno General Plan (2015-2023), Street2Home Fresno County: A Framework for Action (2018), the Fresno Madera 10 Year Plan to End Homelessness (2006-2016), the Fresno Parks Master Plan (2017), and the Downtown Neighborhoods Community Plan (2016).

Describe the jurisdiction's need for Public Improvements:

Survey respondents rated street, road, or sidewalk improvements as the highest public improvement need in the city. 69 percent of survey takers identified these improvements as a high

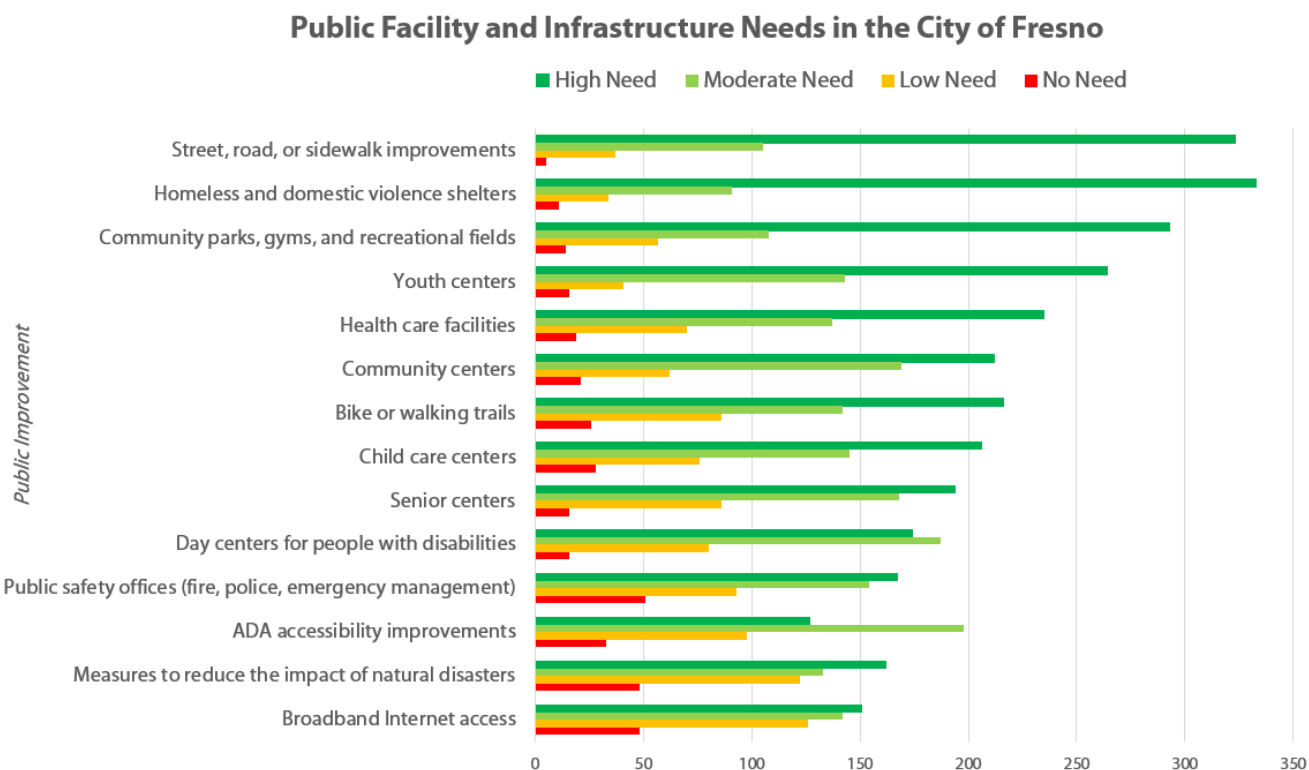
need, 22 percent identified them as a moderate need. Biking or walking trails were also rated as a high need by 46 percent of survey respondents and as a moderate need by 30 percent of respondents. Survey respondents also prioritized ADA accessibility improvements, with 28 percent of respondents identifying them as a high need for the city and 43 percent identifying them as a moderate need.

In addition to the needs rated in the survey, respondents also described a need for:

- Improved lighting
- Crosswalks and other pedestrian infrastructure
- Bus stop shelters, trash cans and benches
- ADA accessibility improvements in mobile home parks, and
- Street trees

Figure 7 shows the public facility and infrastructure needs in the city as ranked by survey respondents:

FIGURE 7 – PUBLIC FACILITY AND INFRASTRUCTURE NEEDS IN THE CITY OF FRESNO



Public improvement needs identified in the City of Fresno General Plan (2015-2023) and other local plans include:

- Provide safe, well-maintained, accessible streets
- Implement ADA accessibility improvements
- Create an urban form that facilitates multi-modal connectivity

- Create unified plans for Green Streets, using distinctive features reflecting Fresno’s landscape heritage
- Preserve and strengthen Fresno’s overall image through design review and create a safe, walkable and attractive urban environment for the current and future generations of residents
- Establish and maintain a continuous, safe, and easily accessible bikeways system throughout the metropolitan area to reduce vehicle use, improve air quality and the quality of life, and provide public health benefits
- Establish a well-integrated network of pedestrian facilities to accommodate safe, convenient, practical, and inviting travel by walking, including for those with physical mobility and vision impairments

How were these needs determined?

The public improvement needs detailed above were generated based on input from multiple stakeholders consulted through interviews, public meetings, and a survey. These stakeholders included City staff and elected officials, Fresno Housing Authority staff, nonprofit organizations, homeless housing and service providers, organizations serving people with disabilities, housing developers, civic organizations, and Fresno residents.

Needs were also determined based on a review of previous local and regional plans, such as the Fresno General Plan (2015-2023), Street2Home Fresno County: A Framework for Action (2018), the Fresno Madera 10 Year Plan to End Homelessness (2006-2016), the Fresno Parks Master Plan (2017), and the Downtown Neighborhoods Community Plan (2016).

Describe the jurisdiction’s need for Public Services:

Public services, such as case management, childcare, transportation assistance, job training, and programming for youth and senior centers, are important to the City’s community development strategy. Needs identified by respondents to the Housing and Community Needs Survey were ranked as follows, with one as the highest priority:

1. Neighborhood cleanups
2. Drug education/ crime prevention
3. Child abuse prevention
4. After school services
5. Employment training
6. Domestic abuse services
7. Youth services
8. Medical and dental services
9. Food banks/ community meals
10. Job search assistance
11. Transportation assistance
12. Senior services
13. Housing counseling
14. Legal services

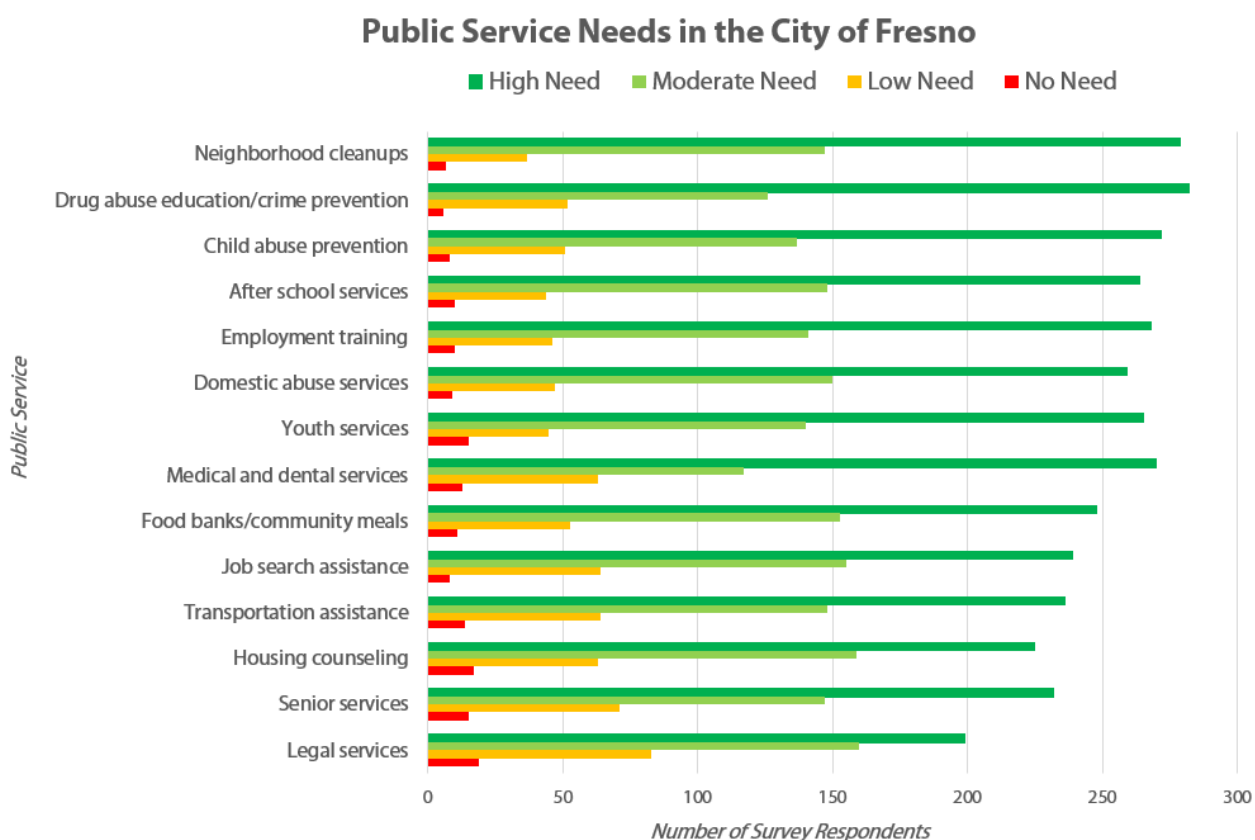
In particular, neighborhood cleanups were noted as a high need by 59 percent of survey respondents and as moderate needs by 31 percent of respondents. Drug abuse education/ crime prevention was noted as a high need by 61 percent of survey respondents and as a moderate need by 27 percent of respondents. 58 percent of respondents ranked child abuse prevention as a high need, and 29 percent ranked it as a moderate need.

Survey participants and stakeholders also noted a need for additional services, including

- LGBTQ-inclusive services and programming
- Affordable childcare
- Home visits for senior care
- Senior programming
- Mental health services
- Enforcement of public safety in alleyways
- Social programs, including mental health, recovery, recreation, job training, and food access
- Improved public education
- Mentoring programs
- Municipal broadband
- 24/7 bus service
- Housing support
- Parenting programs

Figure 8 shows the public service needs as ranked by survey respondents.

FIGURE 8- PUBLIC SERVICE NEEDS IN THE CITY OF FRESNO



Public service needs identified in the City of Fresno General Plan (2015-2023) and other local plans include:

- Provide youth development opportunities
- Expand the range and availability of homelessness prevention strategies, increase immediate accessibility, and improve their long-term effectiveness
- Provide transitional case managed services at all levels of homeless service access, especially in emergency shelter facilities and prior to discharge from public care programs/institutions, to ensure linkage to appropriate and necessary community resources and supports
- Increase the level of coordinated and comprehensive services provision to the hard to serve and those who are not served, in areas of mental health, physical health and social wellbeing
- Increase opportunities and avenues for community individual and business partnerships that will promote housing availability, employment and promote broader formal community supports
- Increase job training, skills development and employment opportunities to increase self-reliance, decrease reliance on public supports and promote successful independent living and self-sufficiency

- Support local business startups and encourage innovation by improving access to resources and capital and help overcome obstacles hampering economic development.
- Cultivate a skilled, educated, and well-trained workforce by increasing educational attainment and the relevant job skill levels in order to appeal to local and nonlocal businesses
- Maintain and improve community appearance through programs that prevent and abate blighting influences.

How were these needs determined?

The public services needs listed above were generated based on input from multiple stakeholders consulted through interviews, focus groups, public meetings, and a survey. These stakeholders included City staff and elected officials, Fresno Housing Authority staff, nonprofit organizations, homeless housing and service providers, organizations serving people with disabilities, housing developers, civic organizations, and Fresno residents.

Needs were also determined based on a review of previous local and regional plans, such as the Fresno General Plan (2015-2023), Street2Home Fresno County: A Framework for Action (2018), the Fresno Madera 10 Year Plan to End Homelessness (2006-2016), the Fresno Parks Master Plan (2017), and the Downtown Neighborhoods Community Plan (2016).

HOUSING MARKET ANALYSIS

MA-05 Overview

Housing Market Analysis Overview

While housing choices can be fundamentally limited by household income and purchasing power, the lack of affordable housing can be a significant hardship for low- and moderate-income households, preventing them from meeting other basic needs. Stakeholders and residents reported that affordable housing for families and individuals is a significant issue in the city of Fresno. While American Community Survey data shows that rents in the city have increased relatively moderately since 2010, there is a lack of housing in the city that is affordable to low- and moderate-income residents, and a high proportion of residents are cost-burdened or severely cost-burdened by housing costs.

In addition to reviewing the current housing market conditions, this section analyzes the availability of assisted and public housing and facilities to serve homeless individuals and families. It also analyzes local economic conditions and summarizes existing economic development resources and programs that may be used to address community and economic development needs identified in the Needs Assessment.

MA-10 Number of Housing Units – 91.210(a)&(b)(2)

Introduction

The 2011-2015 Five-Year American Community Survey estimates that there are 174,590 housing units in the City of Fresno (see Table 27). The largest share of units are single-family detached structures (61 percent), followed by units in small multifamily buildings of 5 to 19 units (14 percent). About 13 percent of the region's units are in duplexes, triplexes, and fourplexes. Units in large multifamily buildings (20 or more units) account for 7 percent of housing units, and 1-unit attached structures account for 3 percent of units. There are an estimated 4,105 units of other types of housing in the city, including mobile homes, RVs, and vans, which make up 2 percent of residences in the city.

About 47 percent of the city's units are owner-occupied, and 53 percent are renter-occupied (see Table 28). A large majority of owned housing in the city have at least two bedrooms: 15 percent have two bedrooms and 84 percent have three or more bedrooms. Rental units tend to be smaller: 22 percent of units are studios or one-bedroom units. The most common rental unit contains two bedrooms (43 percent), while more than one third (35 percent) of renters live in homes with three or more bedrooms.

Input from stakeholders indicates that new construction of affordable rental units is the greatest housing need in the community.

All residential properties by number of units

TABLE 27 – RESIDENTIAL PROPERTIES BY UNIT NUMBER

Property Type	Number	%
1-unit detached structure	106,675	61%
1-unit, attached structure	4,985	3%
2-4 units	22,350	13%
5-19 units	24,980	14%
20 or more units	11,495	7%
Mobile Home, boat, RV, van, etc	4,105	2%
Total	174,590	100%

Data 2011-2015 ACS

Source:

Unit Size by Tenure

TABLE 28 – UNIT SIZE BY TENURE

	Owners		Renters	
	Number	%	Number	%
No bedroom	320	0%	3,200	4%
1 bedroom	845	1%	15,265	18%
2 bedrooms	11,230	15%	37,010	43%
3 or more bedrooms	63,605	84%	30,435	35%
Total	76,000	100%	85,910	100%

Data 2011-2015 ACS

Source:

Describe the number and targeting (income level/type of family served) of units assisted with federal, state, and local programs.

According to the Fresno Housing Authority, more than 17,000 households were served with publicly assisted housing in 2019. The Fresno Housing Authority utilizes several types of assistance, including public housing, low-income housing tax credits, and housing choice vouchers. Through these programs, the Fresno Housing Authority manages 2,290 units of public housing; 2,414 LIHTC units, including 118 units of permanent supportive housing; and nearly 13,000 housing choice vouchers.¹⁵

Data on assisted housing from HUD indicate that 630 public housing units are located within the city of Fresno.¹⁶ There are also 59 tax credit properties that together provide 5,794 units of housing

¹⁵ Fresno Housing Authority (n.d.) Portfolio. Retrieved from: <http://fresnohousing.org/about/portfolio/>

¹⁶ U.S. Department of Housing and Urban Development. (2019). Assisted Housing: National and Local. Retrieved from: <https://www.huduser.gov/portal/datasets/assths.html#null>

affordable to households with incomes at or below 60% AMI,¹⁷ and 2,203 Project Based Section 8 units in the city.¹⁸ Other multifamily properties include housing developed through HUD's Section 202 and 811 programs, which provide affordable supportive housing for seniors and people with disabilities.

Provide an assessment of units expected to be lost from the affordable housing inventory for any reason, such as expiration of Section 8 contracts.

The Housing Element of the City's General Plan notes that from 2015 to 2025, 1,449 units of federally assisted housing are at risk of converting to market-rate housing because of contracts that allow owners of project-based Section 8 units to opt out every five years.¹⁹ However, affordability covenants on individual projects or ownership by mission-driven nonprofit organizations may prevent conversion of some units.

The plan also notes that all LIHTC projects placed into service up to 2010 may be at risk of conversion to market-rate housing, as they have passed the initial 15-year compliance period and owners may be permitted to exit the LIHTC program under certain circumstances. While HUD statistics indicate that most LIHTC properties remain affordable despite having passed the 15-year period of compliance, the complex nature of affordability restrictions associated with these projects put them at some level of risk of conversion.

In total, the plan estimates that there are 5,339 affordable units (including both federal and LIHTC units) at risk of conversion to market-rate housing. The cost of developing replacement units is estimated at \$1 billion.

In addition to concerns surrounding the risk of conversion of federal and LIHTC affordable units, increases in housing prices and a loss of 'naturally occurring' affordable housing pose additional risks to low- and moderate-income households. Stakeholders interviewed as part of this planning process described increasing housing costs and a lack of affordable housing stock as primary concerns.

Cost burden data shows that affordability needs are particularly severe for renters with incomes under 30% of HUD Area Median Family Income (HAMFI), affecting over 15,000 households. Input collected from stakeholders and public meeting attendees strongly suggests that a scarcity of affordable rental units combined with low incomes and high unemployment makes housing increasingly unaffordable to Fresno residents.

On the ownership side, income and home value data indicate that starter home prices in the city are out of reach for many moderate- and middle- income households. Affordability data in the

¹⁷ U.S. Department of Housing and Urban Development. (n.d.) LIHTC Database. Retrieved from: <https://lihtc.huduser.gov/>

¹⁸ U.S. Department of Housing and Urban Development. (2019). Assisted Housing: National and Local. Retrieved from: <https://www.huduser.gov/portal/datasets/assthsg.html#null>

¹⁹ City of Fresno. (2017). Fresno General Plan: 2015-2023 Housing Element. Retrieved from: <https://www.fresno.gov/darm/wp-content/uploads/sites/10/2018/01/FresnoHEAdoptedApril2017smallfile.pdf>

Needs Assessment supports this, with cost burdens impacting considerable shares of households up to 100% HAMFI.

In terms of unit size, overcrowding impacts a large number of households, particularly renters. Considering that the majority of rental units contain two bedrooms or fewer (65 percent), future affordable housing development should reflect continued need for 3+ bedroom rental units for larger families.

Describe the need for specific types of housing:

Data discussed in the Housing Need Assessment and in the following section indicates the need for rental housing for very low-income households. The greatest need is for affordable rental housing units, particularly units that are affordable to households with income at or below 30 percent of the area median income.

Stakeholders interviewed in the development of the Consolidated Plan also emphasized the need for:

- Affordable rental housing, including multifamily housing
- Affordable homeownership opportunities, including starter homes
- Affordable senior housing
- Affordable housing for a variety of family sizes
- Housing affordable to people with very low incomes (30% AMI and below)
- Housing accessible to people with disabilities, with supportive services
- Housing that accepts Housing Choice Vouchers
- Housing rehab for elderly residents
- Family housing
- Housing with supportive services, including case management services, medical, mental health, childcare
- Housing with supportive services for people transitioning from homelessness
- Rehabilitation of existing housing stock
- Housing in safe areas with access to opportunity

MA-15 Housing Market Analysis: Cost of Housing - 91.210(a)

Introduction

This section reviews housing costs and affordability in the City of Fresno. The median home value in the city is estimated at \$177,500 (see Table 29). Home values in the city fell during the years following the Great Recession and have not recovered to pre-recession levels (see Figure 9). Median rent is \$758 in the City of Fresno, an 8 percent increase since 2009. 60.6 percent of the city's rental units cost between \$500 and \$999 per month, and 15.5 percent have rents under \$500 per month. Rental rates are \$1,000 or more for about 24 percent of rental housing units (see Table 30). Median rents in the city have increased moderately but consistently since 2009 (see Figure 10).

The need for improvement or construction of affordable housing is one of the most commonly identified housing issues in the city, with data and local perceptions both indicating affordability issues, particularly for households with incomes below 80% of the area median. Ability to afford housing is tied to other needs identified in the city, including homelessness, housing and services for people with disabilities, housing and services for people living with HIV/AIDS, senior housing, and availability of housing for people re-entering the community from long-term care facilities or other institutions.

Cost of Housing

TABLE 29 – COST OF HOUSING

	Base Year: 2009	Most Recent Year: 2015	% Change
Median Home Value	256,100	177,500	(31%)
Median Contract Rent	699	758	8%

Data Source: 2005-2009 ACS (Base Year), 2011-2015 ACS (Most Recent Year)

TABLE 30 - RENT PAID

Rent Paid	Number	%
Less than \$500	13,345	15.5%
\$500-999	52,045	60.6%
\$1,000-1,499	17,275	20.1%
\$1,500-1,999	2,185	2.5%
\$2,000 or more	1,060	1.2%
Total	85,910	100.0%

Data Source: 2011-2015 ACS

Housing Affordability

TABLE 31 – HOUSING AFFORDABILITY

% Units affordable to Households earning	Renter	Owner
30% HAMFI	3,980	No Data
50% HAMFI	12,205	4,150
80% HAMFI	47,765	14,445
100% HAMFI	No Data	22,165
Total	63,950	40,760

Data Source: 2011-2015 CHAS

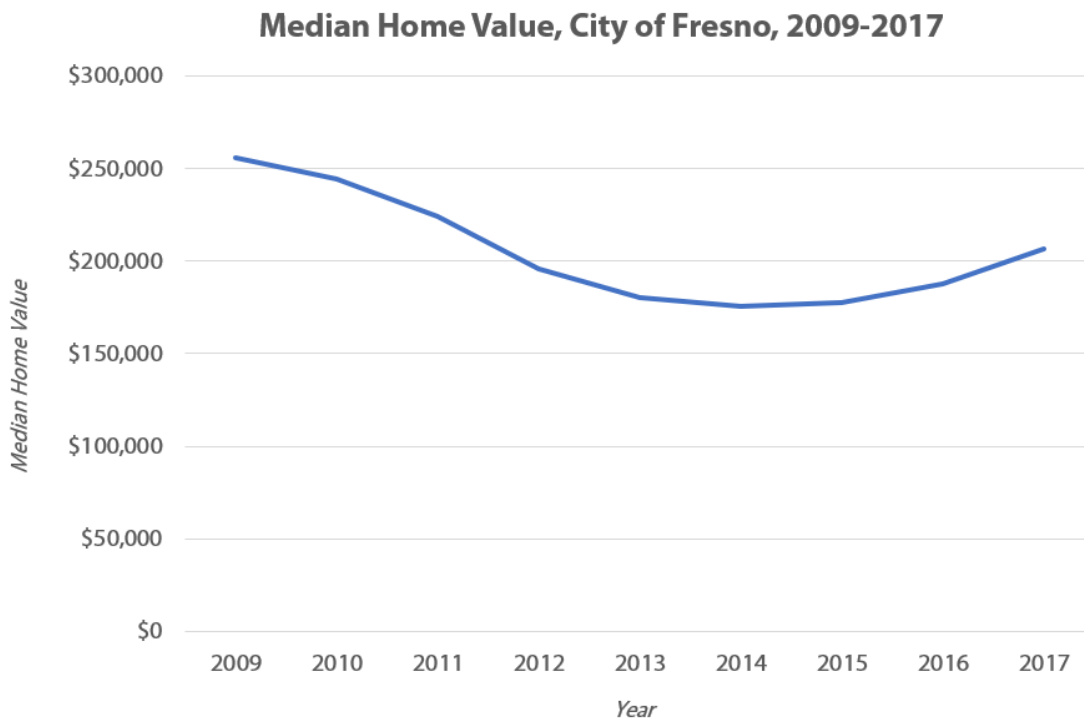
Monthly Rent

TABLE 32 – MONTHLY RENT

Monthly Rent (\$)	Efficiency (no bedroom)	1 Bedroom	2 Bedroom	3 Bedroom	4 Bedroom
Fair Market Rent	697	771	958	1,368	1,599
High HOME Rent	697	771	929	1,065	1,169
Low HOME Rent	525	562	675	778	868

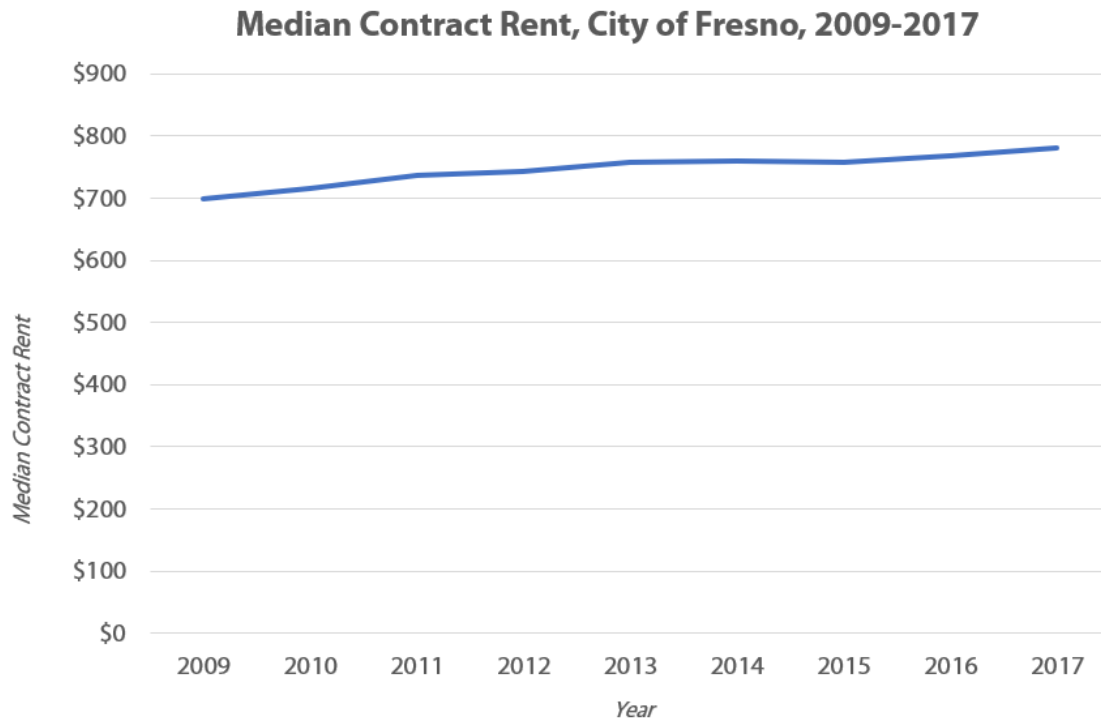
Data Source: HUD FMR and HOME Rents

FIGURE 9: MEDIAN HOME VALUE, CITY OF FRESNO, 2009-2017



Source: American Community Survey 5-Year Estimates, 2005-2009 to 2013-2017

FIGURE 10: MEDIAN CONTRACT RENT, CITY OF FRESNO, 2009-2017



Source: American Community Survey 5-Year Estimates, 2005-2009 to 2013-2017

Is there sufficient housing for households at all income levels?

Table 31 estimates the number of units affordable to renters and owners at a variety of income levels, which can be compared to the number of households at each income level, as provided in Table 6 of the Needs Assessment.

According to CHAS estimates, there are 25,190 renter households with incomes under 30 percent HAMFI in the city but only 3,980 rental units affordable at that income level (see Table 31). There are 17,465 renter households with incomes between 30 and 50 percent HAMFI in the city but only 12,205 rental units affordable at that income level. Thus, there is insufficient rental housing for households with very low incomes. There appears to be a sufficient number of renter units affordable to renter households at the other income levels. However, these figures do not take into account unit condition or size; nor do they reflect the possibility that a unit that would be affordable to a low or moderate income household may be unavailable to them because it is occupied by a higher income household.

Turning to owners, there are an estimated 11,245 owner households with incomes 50% HAMFI and below in the city, but only 4,150 owner-occupied housing units affordable at that income level (see Table 31). At the next income levels there appear to be adequate affordable units. As with

rental housing, these figures do not take into account housing size or condition, or the possibility that higher income households will choose to occupy lower cost units.

The National Low Income Housing Coalition's Out of Reach data examines rental housing rates relative to income levels for counties and metro areas throughout the U.S. To afford a two-bedroom rental unit at the Fresno MSA Fair Market Rent (FMR) of \$956 without being cost-burdened would require an annual wage of \$38,240. This amount translates to a 40-hour work week at an hourly wage of \$18.38, a 61-hour work week at minimum wage, or a 57-hour work week at the MSA's average renter wage of \$12.81. To afford a three-bedroom unit at the FMR of \$1,364 would require an annual wage of \$54,560.

How is affordability of housing likely to change considering changes to home values and/or rents?

Median home value decreased by 31 percent from the 2005-2009 ACS to the 2013-2017 ACS, and median rent increased by 8 percent (see Table 29). While home values fell and rents stagnated within the period during the Great Recession, housing values are recovering more quickly in recent years, and rents have surpassed their pre-recession levels (see Figures 9 and 10). Affordability has, in turn, decreased, particularly for renters. A tight rental market, a lack of affordable for-sale housing, and slow wage growth all indicate that housing affordability is likely to continue as an issue in the city.

How do HOME rents / Fair Market Rent compare to Area Median Rent? How might this impact your strategy to produce or preserve affordable housing?

Table 32 shows HUD Fair Market Rents and HOME rents for the region. The median contract rent of \$758 is slightly less than the fair market rent for a 1-bedroom unit. However, many lower-income families with children may require larger units, which are largely unaffordable to those working low-wage jobs.

Note that this data does not reflect housing condition, which is an important consideration. While the rent may be affordable, substandard housing conditions may make a unit unsafe or lead to exceptionally high utility costs, negating any savings in rent as compared to a more expensive unit.

Discussion

Based on 2011-2015 ACS data provided by HUD, it appears that there is a need for additional housing for those at or below 30% HAMFI. There are only 3,980 rental units identified that meet that need, resulting in a shortage of more than 21,000 units relative to households in this group. This also supports the need for Section 202 and Section 8 developments. There is also a need for owner housing for those at or below 50% HAMFI.

MA-20 Housing Market Analysis: Condition of Housing – 91.210(a)

Introduction

This section examines the condition of housing in the city of Fresno, including the presence of selected housing conditions: (1) lack of complete plumbing facilities, (2) lack of complete kitchen facilities, (3) more than one person per room, and (4) cost burden greater than 30%. This section also examines the age of housing stock, vacancy rate and suitability of vacant housing for rehabilitation, and the risk of lead-based paint hazards.

Renters in the city of Fresno are more likely than owners to experience one or more of the selected housing conditions. About 63 percent of renter-occupied units and 34 percent of owner-occupied units have at least one of the conditions described above (see Table 33). CHAS data discussed in the Needs Assessment indicates that cost burdens are by far the most common housing condition. About 32 percent of owner-occupied units in the city have one selected condition (24,060 units), and 2 percent have two or more selected conditions (1,680 units). In contrast, 54 percent of renter-occupied units have one condition (46,365 units), and 9 percent have two conditions (7,925 units). These figures indicate that rental units are more likely to be physically substandard (i.e., lack a complete kitchen or plumbing). Less than 1 percent of both renter- and owner-occupied units have three or more conditions (165 renter-occupied units and 45 owner-occupied units).

Age of housing reflects periods of development in Fresno. The city contains a significant supply of housing built prior to 1980, of which 37,810 units are owner-occupied (50 percent of owner-occupied units) and 50,135 are rental units (58 percent of rental units) (see Table 34). 50 percent of owner-occupied units and 42 percent of rental units were built in 1980 or later. Renters are more likely than owners to occupy housing built between 1950 and 1979, while owners are more likely to occupy the newest housing, built in 2000 or later. While some older units may be well-maintained, the considerable share of housing built prior to 1980 indicates potential need for rehabilitation assistance.

Definitions

For the purpose of this Consolidated Plan, the City of Fresno defines units to be in “standard condition” if they meet HUD Section 8 housing quality standards. A unit is defined as “substandard” if it lacks complete plumbing, a complete kitchen, or heating fuel (or uses heating fuel that is wood, kerosene, or coal). A unit is “substandard but suitable for rehabilitation” if it lacks complete plumbing, a complete kitchen or a reliable and safe heating system but has some limited infrastructure that can be improved upon. These units are likely to have deferred maintenance and may have some structural damage such as leaking roofs, deteriorated interior surfaces, and inadequate insulation. They may not be part of public water or sewer systems but have sufficient systems to allow for clean water and adequate waste disposal.

Condition of Units

TABLE 33 - CONDITION OF UNITS

Condition of Units	Owner-Occupied		Renter-Occupied	
	Number	%	Number	%
With one selected Condition	24,060	32%	46,365	54%
With two selected Conditions	1,680	2%	7,925	9%
With three selected Conditions	30	0%	135	0%
With four selected Conditions	15	0%	30	0%
No selected Conditions	50,220	66%	31,460	37%
Total	76,005	100%	85,915	100%

Data Source: 2011-2015 ACS

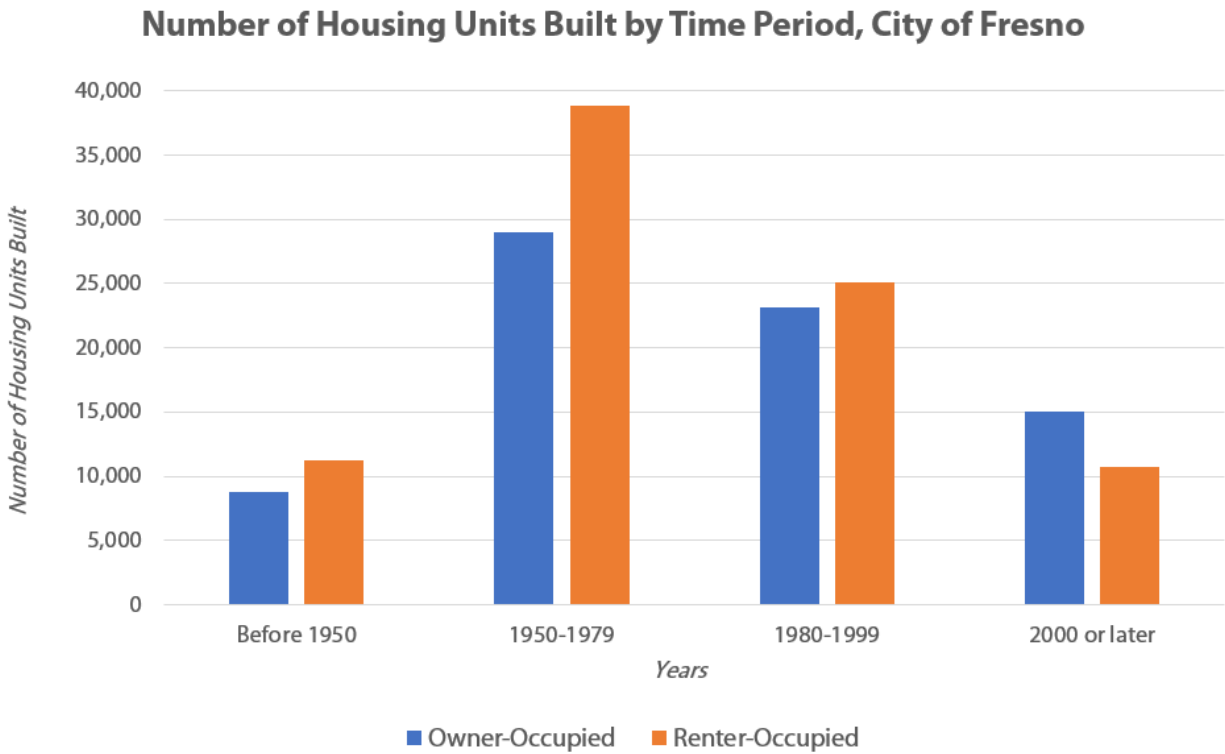
Year Unit Built

TABLE 34 – YEAR UNIT BUILT

Year Unit Built	Owner-Occupied		Renter-Occupied	
	Number	%	Number	%
2000 or later	15,000	20%	10,690	12%
1980-1999	23,190	31%	25,095	29%
1950-1979	29,025	38%	38,900	45%
Before 1950	8,785	12%	11,235	13%
Total	76,000	101%	85,920	99%

Data Source: 2011-2015 CHAS

FIGURE 11: NUMBER OF HOUSING UNITS BUILT BY TIME PERIOD, CITY OF FRESNO



Source: CHAS (Comprehensive Housing Affordability Strategy), 2011-2015

Risk of Lead-Based Paint Hazard

TABLE 35 – RISK OF LEAD-BASED PAINT

Risk of Lead-Based Paint Hazard	Owner-Occupied		Renter-Occupied	
	Number	%	Number	%
Total number of units built before 1980	37,810	50%	50,135	58%
Housing units built before 1980 with children present	17,750	23%	7,550	9%

Data Source: 2011-2015 ACS (Total Units) 2011-2015 CHAS (Units with Children present)

Vacant Units

TABLE 36 - VACANT UNITS

Vacant Units	Number	Percent
For rent	4,178	36.3%
For sale	697	6.1%
Rented or sold but not occupied	1,611	14.0%
For seasonal, recreational, or occasional use	687	6.0%
Other vacancies	4,337	37.7%
Total	11,510	100%

Data Source: 2013-2017 ACS

Need for Owner and Rental Rehabilitation

Community input from local stakeholders and residents indicates substantial need for owner-occupied housing rehabilitation. About 46 percent of survey respondents rated “help for homeowners to make housing improvements” as a high need in the city, and 33 percent rated it as a moderate need. Data regarding housing conditions indicates that 1,725 owner-occupied units (about 2 percent of total owner-occupied units) in the city have at least two housing conditions, which are likely to include cost burdens and one other condition (overcrowding, lack of complete kitchen, or lack of complete plumbing). Additionally, 8,785 owner-occupied housing units (12 percent of total owner-occupied units) in the city were built before 1950, indicating the highest risk for deferred maintenance and rehabilitation need. 29,025 units of owner-occupied housing (38 percent of total owner-occupied units) in the city were built between 1950 and 1980, and as this housing ages, maintenance needs will continue to grow.

Owners are less likely to lack complete kitchens or plumbing and therefore are less likely to live in substandard housing. However, housing age indicates that some owner-occupied units are at risk of deferred maintenance and may currently or in the near future be in need of some rehabilitation, given that 37,810 units (50 percent of total owner-occupied units) were built prior to 1980. Additionally, seniors living on Social Security or retirement income who have paid off their mortgages may now be unable to afford necessary repairs and maintenance as their homes age.

Results of public participation efforts and data on the city’s housing stock also indicate a high level of need for rehabilitation of rental units. About 55 percent of survey respondents rated “rehabilitation of rental housing” as a high need, and 28 percent rated it as a moderate need. 11,235 rental housing units in the city (13 percent of total rental units) were built before 1950, and 38,900 units were built between 1950 and 1980 (45 percent of total rental units). Further, a greater number of rental units (8,090) than owner units (1,725) have at least two housing conditions, likely including cost burdens and at least one other housing condition. Combined, these factors indicate

that while there is a high level of need for rehabilitation of both renter- and owner-occupied housing, renters in Fresno experience the highest levels of need.

Estimated Number of Housing Units Occupied by Low or Moderate Income Families with LBP Hazards

Exposure to lead-based paint represents one of the most significant environmental threats from a housing perspective. Housing conditions can significantly affect public health, and exposure to lead may cause a range of health problems for adults and children. The major source of lead exposure comes from lead-contaminated dust found in deteriorating buildings, including residential properties built before 1978 that contain lead-based paint.

Unfortunately, measuring the exact number of housing units with lead-based paint hazards is difficult. However, risk factors for exposure to lead include housing old enough to have been initially painted with lead-based paint (i.e., pre-1978), households that include young children, and households in poverty. Table 35 identifies the total number of housing units built before 1980 and the total number of renter and owner units built before 1980 that house children under age 6. In the City of Fresno, this includes 17,750 owner-occupied units (23 percent of total owner-occupied housing units) and 7,550 renter-occupied units (9 percent of total renter-occupied housing units) with at least two risk factors for exposure to lead-based paint (built before 1980 and housing young children).

MA-25 Public and Assisted Housing – 91.210(b)

Introduction

The needs of public housing residents and voucher holders are different from those of the city’s overall low- and moderate-income population primarily in that these residents are housed in stable and decent housing. With this need met, residents are able to work on other needs that families typically face in addition to housing insecurity. These other needs frequently include childcare, healthcare, employment, transportation, and food.

Totals Number of Units

TABLE 37 – TOTAL NUMBER OF UNITS BY PROGRAM TYPE

	Program Type								
	Certificate	Mod-Rehab	Public Housing	Vouchers					
				Total	Project - based	Tenant - based	Special Purpose Voucher		
							Veterans Affairs Supportive Housing	Family Unification Program	Disabled*
# of units vouchers available	0	0	766	6,853	11	6,842	523	1,803	991
# of accessible units									

***includes Non-Elderly Disabled, Mainstream One-Year, Mainstream Five-year, and Nursing Home Transition**

Data PIC (PIH Information Center)

Source:

Describe the supply of public housing developments. Describe the number and physical condition of public housing units in the jurisdiction, including those that are participating in an approved Public Housing Agency Plan:

According to HUD PIC data, there are 766 public housing units in the City of Fresno, which are part of 5 traditional public housing sites. The FH reports in its 2020 Annual Plan that it has 506 public housing units. The Fairview Heights Terrace is a 74-unit multi-family development. Pacific Gardens is a 56-unit apartment complex built in 1970; its last major renovation took place in 2011. Parc Grove Commons is a newer complex, built in 2011, which is composed of 215 townhomes and apartments. Yosemite Village contains 69 townhomes first built in 1952. The development has completed four major renovations between 1992 and 2009.

Public Housing Condition

TABLE 38 - PUBLIC HOUSING CONDITION

Public Housing Development	Average Inspection Score
Pacific Gardens, 5161 E. Kings Canyon Road, Fresno, CA	82
Yosemite Village, 1132 N. Sherman Court, Fresno, CA	77
Yosemite Village - Phase 2, 939 W. California Avenue, Fresno, CA	90
Parc Grove Commons II, 2086 N. Fresno Street, Fresno, CA	89
Fairview Heights Terrace, 640 E. California Avenue, Fresno, CA	83
Fresno Average Score	84

Describe the restoration and revitalization needs of public housing units in the jurisdiction:

The FH 2020 Annual Plan states that three of the city’s public housing sites are being considered for disposition and conversion to a different low-income housing type or community facility. These three sites are Pacific Gardens, Yosemite Village – Phase 2, and Fairview Heights Terrace. Seventy-four of the units at Yosemite Village – Phase 2 are also being considered for demolition or disposition to be converted to a Low-Income Housing Tax Credit site. Three sites are also planned for conversion under the RAD program between 2019 and 2021: Yosemite Village (69 units), Parc Grove II (31 units), and Pacific Gardens (22 units). Conversion of these sites under the RAD program may include either demolition, rehabilitation or new construction at these sites.

Describe the public housing agency's strategy for improving the living environment of low- and moderate-income families residing in public housing:

As part of its on-going efforts to improve resident and staff safety and its properties, the FH conducts several joint projects with partners such as the Fresno Police, Sanger Police and

California Highway Patrol to build relationships and provide information on property safety, telephone scams and car seat safety. The FH also trains its staff in de-escalation techniques, emergency protocols and conducts property safety assessments.

MA-30 Homeless Facilities and Services – 91.210(c)

Introduction

This section summarizes homeless facilities and services. It was completed with data from the Fresno Madera Continuum of Care, including the 2018 Housing Inventory Count.

Facilities and Housing Targeted to Homeless Households

Based on a review of emergency, transitional, and permanent supportive housing that serves homeless persons in Fresno and Madera counties, there are an estimated 411 year round emergency shelter beds, about 55 percent of which are individual beds (225 beds) and about 45 percent of which are family beds (186 beds). The counties' homeless facilities also include 114 transitional housing beds and 1,931 permanent housing beds, including 1,353 permanent supportive housing beds.

TABLE 39 - FACILITIES AND HOUSING TARGETED TO HOMELESS HOUSEHOLDS

	Emergency Shelter Beds		Transitional Housing Beds	Permanent Supportive Housing Beds	
	Year-Round Beds (Current & New)	Voucher / Seasonal / Overflow Beds	Current & New	Current & New	Under Development
Households with Adult(s) and Child(ren)	186	0	47	536	
Households with Only Adults	215	0	67	817	
Chronically Homeless Households	N/A	0	N/A	873	
Veterans	41	0	44	752	
Unaccompanied Youth	26	0	4	0	

Describe mainstream services, such as health, mental health, and employment services to the extent those services are used to complement services targeted to homeless persons

There are a variety of mainstream services that are used to complement targeted services for homeless persons. The Continuum of Care focuses on supporting coordination and collaboration among these systems so that homeless persons can access mainstream resources to assist them in transitioning to and remaining stable in permanent housing. Examples of health, mental health, and employment services that complement services targeted to homeless persons include:

- Workforce Connection (the Fresno Regional Workforce Development Board) provides basic career services, career guidance, skill level evaluations, educational and training opportunities, job readiness workshops, training, and supportive services.
- The County of Fresno Department of Behavioral Health provides employment services and preparation, job placement, education support, computer lab access, and mental health services.
- The County of Fresno Department of Public Health provides specialty care programs, including the Medically Indigent Services Program, which assists qualified low-income Fresno County residents who have a medical need, but have no source of health coverage available and no other way to pay for necessary medical care.
- The Fresno Economic Opportunities Commission provides educational programs, including Head Start and ABE/GED programs; employment training for young adults; and financial and social enterprise services.
- West Care provides treatment and rehabilitation, veterans services, transitional reentry programs, and crisis psychiatric response services.
- Kings View provides mental health services, drugs and alcohol treatment, and youth skills programs.
- The Poverello House provides a medical clinic with free health and dental services, substance abuse and rehabilitation treatment, case management services to navigate housing and mental health services, and classes on peer counseling, life skills, agency referrals, health education, and self-esteem.
- The Holy Cross Center for Women and Children provides counseling and referral services, education and skills training, clothing distribution, laundry and shower facilities, social activities, and a six-week summer program for children and teens.
- Centro La Familia Advocacy Services provides victims assistance programs, parenting and families programs, navigation of mental health support and services, health insurance enrollment, and CalFresh enrollment.
- The Marjaree Mason Center provides counseling, crisis support, and domestic violence education and training.

List and describe services and facilities that meet the needs of homeless persons, particularly chronically homeless individuals and families, families with children, veterans and their families, and unaccompanied youth. If the services and facilities are listed on screen SP-40 Institutional Delivery Structure or screen

MA-35 Special Needs Facilities and Services, describe how these facilities and services specifically address the needs of these populations.

Services and facilities that meet the needs of persons experiencing homelessness include:

- MAP (Multi-Agency Access Program) is an integrated intake process that includes screening and service navigation for social and health services, public benefits, housing, and other immediate necessities. MAP is funded by the County of Fresno Department of Behavioral Health.
- Multiple organizations in Fresno provide outreach to people experiencing homelessness. For example, the Poverello House provides access to clothing, showers, laundry, healthcare, and food, and the Fresno Rescue Mission provides a mobile community response unit, food services, chapel services, warming and sobering centers, and 24-hour emergency services with case management, and educational programs, including computer learning centers and GED and literacy programs; behavioral health programs; life skills training; and counseling.
- Multiple organizations provide emergency and transitional housing for persons experiencing homelessness, including Fresno County, the Fresno Economic Opportunities Commission, the Marjaree Mason Center, Turning Point of Central California, West Care, and Valley Teen Ranch, among others.
- Multiple organizations and agencies provide services to support people experiencing homelessness in transitioning to permanent housing, including permanent supportive housing and rapid rehousing services, including the Fresno Economic Opportunities Commission, the Fresno Housing Authority, Turning Point of Central California, and West Care, among others.
- Multiple organizations and agencies provide transitional and permanent housing opportunities for veterans and their families, including the VA Central California Health Care System, which provides emergency shelter for veterans; West Care, which provides transitional housing and rapid rehousing for veterans; the Fresno Housing Authority, which provides permanent housing for veterans.
- Multiple organizations provide emergency shelter and transitional housing options for unaccompanied youth, including the Fresno Economic Opportunities Commission, which provides emergency shelter for unaccompanied youth, and Valley Teen Ranch, which provides transitional housing for unaccompanied youth.

MA-35 Special Needs Facilities and Services – 91.210(d)

Introduction

This section describes the housing and social service needs of the region's special populations including the elderly, frail elderly, domestic violence victims, residents with diagnosis of HIV/AIDS, and residents with substance abuse, mental health, or disability diagnosis.

Baseline Table

TABLE 40– HOPWA ASSISTANCE BASELINE

Type of HOWA Assistance	Number of Units Designated or Available for People with HIV/AIDS and their families
TBRA	16
PH in facilities	0
STRMU	15
ST or TH facilities	0
PH placement	0

Data Source: HOPWA CAPER and HOPWA Beneficiary Verification Worksheet

HOPWA Assistance, Including the elderly, frail elderly, persons with disabilities (mental, physical, developmental), persons with alcohol or other drug addictions, persons with HIV/AIDS and their families, public housing residents and any other categories the jurisdiction may specify, and describe their supportive housing needs

The Elderly and People with Disabilities

The elderly and people with disabilities need housing that provides access to transit or transportation services in order to facilitate access to employment, resources, and services. There is a need for supportive housing in areas close to transit and within short distances to needed resources and services. These needs should be primary considerations in the location of supportive housing for people with disabilities and seniors. Housing should also focus on integrating these populations into the community and reducing social isolation through programming and facilitating access to resources and services. In addition to housing located near transportation and needed services, people with intellectual and developmental disabilities often need case management or life skills programming that does not violate direct service requirements.

Persons Living with HIV/AIDS

Persons living with HIV/AIDS need low-barrier housing free from requirements such as those surrounding drug testing, sobriety, criminal background, and medical appointments. A 'housing first' model in which housing is provided without these kinds of barriers is needed. Similar to other vulnerable populations, persons living with HIV/AIDS need housing that provides easy access to health services, resources, and employment. Persons living with HIV/AIDS may need case management services, although stakeholders interviewed as part of this planning process emphasized that supportive services should not be required for people living with HIV/AIDS to access housing.

Public Housing Residents

Public housing residents may have a need for supportive services such as access to childcare and afterschool programs, transportation to and from these and other services and employment, health services, access to fresh and affordable food, and workforce development and training services.

Describe programs for ensuring that persons returning from mental and physical health institutions receive appropriate supportive housing

Supportive housing is frequently a need for people with mental health and substance abuse disorders after being discharged from inpatient treatment in order to prevent homelessness. Persons returning from these institutions need access to affordable housing and health services and may also require supportive services such as case management and transportation assistance.

Multiple supportive housing providers in Fresno make mental and physical health services available through supportive housing. For example, West Care provides treatment and rehabilitation and crisis psychiatric response services; Kings View provides mental health services and drugs and alcohol treatment; and the Poverello House provides a medical clinic with free health and dental services, substance abuse and rehabilitation treatment, case management services to navigate mental health services, and classes on peer counseling, life skills, agency referrals, health education, and self-esteem. Additional supportive services available in the community are described in section MA-30.

Supportive services are also available outside of supportive housing programs. For example, the County of Fresno Department of Behavioral Health provides employment services and preparation, job placement, education support, computer lab access, and mental health services. Local service providers are well-networked and often make referrals to one another to provide shelter, temporary food, clothing, and other immediate services.

Persons returning from mental and physical health institutions also need access to housing that is affordable, close to needed health services, and accessible to transportation options. The use of funds such as those provided through the HOME program to support the development of affordable housing that provides access to services and transportation facilitates persons with mental and physical health challenges in accessing needed care and resources and supports the use of in-home services.

Specify the activities that the jurisdiction plans to undertake during the next year to address the housing and supportive services needs identified in accordance with 91.215(e) with respect to persons who are not homeless but have other special needs. Link to one-year goals. 91.315(e)

The City of Fresno's first year Annual Action Plan specifies the activities it plans to support over the 2020 program year to address housing and supportive service needs. These include:

- Housing rehabilitation
- Senior paint program
- Affordable housing development or rehabilitation
- Community Housing Development Organization set-aside
- Tenant-based rental assistance
- Nonprofit public services
- PARCS after school program
- PARCS senior hot meals program
- Neighborhood street and sidewalk improvements
- Housing Opportunities for Persons with AIDS/HIV
- Fair housing
- Micro-enterprise assistance

For entitlement/consortia grantees: Specify the activities that the jurisdiction plans to undertake during the next year to address the housing and supportive services needs identified in accordance with 91.215(e) with respect to persons who are not homeless but have other special needs. Link to one-year goals. (91.220(2))

The City of Fresno will address housing and supportive service needs of residents through the development of new affordable rental housing through a Community Housing Development Organization (CHDO), which will meet HUD requirements that any new construction with five or more dwelling units have a minimum of 5 percent of units be accessible to individuals with mobility impairments and an additional 2 percent be accessible to individuals with sensory impairments.

The City will also fund a housing rehabilitation program, which may be used by seniors to complete home improvements they could otherwise not afford, thereby allowing them to stay in their homes longer, and/or by people with disabilities who need accessibility modifications to remain in their homes. The City's HOPWA program will fund rent, mortgage, and utility assistance for homelessness prevention and tenant-based rental assistance.

MA-40 Barriers to Affordable Housing – 91.210(e)

Negative Effects of Public Policies on Affordable Housing and Residential Investment

In the 2019 report, "Evicted in Fresno: Facts for Housing Advocates," several researchers writing on behalf of the grassroots organization Faith in the Valley found that evictions were an important factor in overall housing instability. Eviction records also posed a major barrier for many residents seeking to obtain housing, particularly quality affordable housing.

The report found that most evictions occurred for various reason, primarily due to late rent. Renters who were one month late with rent or owed one month's rent plus fees made up 72% of all rent-related evictions. Another 11% of rent-related evictions occurred due to the tenant owing less than one-month's rent. Other reasons for evictions included domestic disturbances, housing tenants who were not on the lease, owning unauthorized pets, marijuana or other substance use, or without any reason given. Fees associated with court and other potential costs tended to exacerbate the financial hardship for tenants, making the process of finding new housing even

more strenuous. Most importantly, evictions remain on an individual's rental history for 7-years, serving as a major barrier to obtaining quality affordable housing for an extended period of time.

The report *Evicted in Fresno: Facts for Housing Advocates* identified “the inadequate supply of decent quality affordable housing” as a causal factor in evictions, explaining that the smaller supply leads to greater demand for affordable units, and that the impact to evicted tenants is much more severe than the impact to landlords who can quickly fill a vacant unit. Policy solutions proposed in the report include the creation of anti-displacement ordinances and the implementation of initiatives identified in the 2015-2023 Housing Element. Additional anti-displacement ordinances in Fresno would fill important gaps left by the state's Tenant Protection Act, which provides a cap on rent increases to 5% plus inflation, up to twice per year, for residents in a unit longer than 12 months.

MA-45 Non-Housing Community Development Assets – 91.215 (f)

Introduction

This section outlines the employment, labor force, and educational attainment data which informed the development of priorities and goals in this Plan.

Economic Development Market Analysis

Business Activity

TABLE 41 - BUSINESS ACTIVITY

Business by Sector	Number of Workers	Number of Jobs	Share of Workers %	Share of Jobs %	Jobs less workers %
Agriculture, Mining, Oil & Gas Extraction	9,735	2,532	6	1	-5
Arts, Entertainment, Accommodations	19,100	21,409	12	12	0
Construction	8,030	8,592	5	5	0
Education and Health Care Services	35,288	45,380	23	26	3
Finance, Insurance, and Real Estate	7,418	10,736	5	6	1
Information	2,278	3,360	1	2	0
Manufacturing	13,152	13,049	9	7	-1
Other Services	6,305	8,112	4	5	1
Professional, Scientific, Management Services	8,383	10,881	5	6	1
Public Administration	0	0	0	0	0
Retail Trade	19,326	22,191	13	13	0
Transportation and Warehousing	4,913	5,239	3	3	0
Wholesale Trade	7,087	8,438	5	5	0
Total	141,015	159,919	--	--	--

Data Source: 2011-2015 ACS (Workers), 2015 Longitudinal Employer-Household Dynamics (Jobs)

Labor Force

TABLE 42 - LABOR FORCE

Total Population in the Civilian Labor Force	231,175
Civilian Employed Population 16 years and over	198,115
Unemployment Rate	14.30
Unemployment Rate for Ages 16-24	29.34
Unemployment Rate for Ages 25-65	9.25

Data Source: 2011-2015 ACS

TABLE 43 – OCCUPATIONS BY SECTOR

Occupations by Sector	Number of People
Management, business and financial	35,735
Farming, fisheries and forestry occupations	10,375
Service	23,895
Sales and office	49,750
Construction, extraction, maintenance and repair	22,430
Production, transportation and material moving	11,190

Data Source: 2011-2015 ACS

Travel Time

TABLE 44 - TRAVEL TIME

Travel Time	Number	Percentage
< 30 Minutes	144,385	78%
30-59 Minutes	30,795	17%
60 or More Minutes	9,080	5%
Total	184,260	100%

Data Source: 2011-2015 ACS

Education: Educational Attainment by Employment Status (Population 16 and Older)

TABLE 45 - EDUCATIONAL ATTAINMENT BY EMPLOYMENT STATUS

Educational Attainment	In Labor Force		
	Civilian Employed	Unemployed	Not in Labor Force
Less than high school graduate	29,680	6,195	23,200
High school graduate (includes equivalency)	34,750	6,370	17,130
Some college or Associate's degree	55,140	8,040	18,820
Bachelor's degree or higher	40,275	2,420	6,715

Data Source: 2011-2015 ACS

Educational Attainment by Age

TABLE 46 - EDUCATIONAL ATTAINMENT BY AGE

	Age				
	18–24 yrs	25–34 yrs	35–44 yrs	45–65 yrs	65+ yrs
Less than 9th grade	1,330	5,420	7,640	16,405	10,280
9th to 12th grade, no diploma	9,495	10,420	8,275	10,920	4,980
High school graduate, GED, or alternative	15,830	20,315	14,065	23,880	10,760
Some college, no degree	27,385	23,300	14,450	24,805	11,015
Associate's degree	3,505	6,475	4,670	8,425	2,895
Bachelor's degree	3,080	11,245	7,860	14,930	6,855
Graduate or professional degree	175	4,015	3,670	7,710	3,560

Data Source: 2011-2015 ACS

Educational Attainment – Median Earnings in the Past 12 Months

TABLE 47 – MEDIAN EARNINGS IN THE PAST 12 MONTHS

Educational Attainment	Median Earnings in the Past 12 Months
Less than high school graduate	17,038
High school graduate (includes equivalency)	24,919
Some college or Associate's degree	30,402
Bachelor's degree	50,006
Graduate or professional degree	66,938

Data Source: 2011-2015 ACS

Based on the Business Activity table above, what are the major employment sectors within your jurisdiction?

As shown in the Business Activity table above, the employment sectors in Fresno with the largest number of jobs are education and health care services (45,380 jobs or 26 percent of all jobs); retail trade (22,191 jobs or 13 percent); and arts, entertainment, and accommodations (21,409 jobs or 12 percent).

The jobs in which the most city residents are employed reflect these major employment sectors. The largest numbers of Fresno residents are employed in education and health care services (35,288 workers or 23 percent of all workers); retail trade (19,326 workers or 13 percent); and arts, entertainment, and accommodations (19,100 workers or 12 percent).

The largest mismatch between the share of workers (i.e., employed residents) and the share of jobs by sector is also in agriculture, mining, and oil and gas extraction (5 percentage point difference in the share of workers and the share of jobs). In this way, agriculture, mining, and oil and gas extraction workers make up a much larger proportion of the population in the city of Fresno than do agriculture, mining, and oil and gas extraction jobs of city's jobs, indicating that these workers live in Fresno but commute outside of the city for employment. Differences between the share of workers and share of jobs by sector are 3 percentage points or less in all other sectors.

Describe the workforce and infrastructure needs of the business community:

The City of Fresno Comprehensive Economic Development Strategy (2015-2020) identifies needs related to workforce and business infrastructure. Workforce development and infrastructure goals identified in the CEDS include:

- Upgrade and expand the capacity for skill training and development in Fresno in order to have a workforce that is compatible with current labor demands and commensurate with the economic growth trends of Fresno County and the industrial diversification of the economy that Fresno City and Fresno County are striving to attract to the area.
- Stabilize and enhance the business and economic environment of the overall area of the City of Fresno. Activities should be designed and pursued that will help the City attract more industrial diversification and become a greater participant in the regional economic sector while maintaining the viability of the existing retail, commercial and distribution entities.
- Provide assistance to existing local businesses, through supporting area revitalization initiatives of existing commercial retail centers, where needed, and improving the access to and availability of capital and credit for local businesses.
- Promote labor support programs which enhance the quality of the target area's labor force and assist them in obtaining new employment opportunities.
- Develop collaborative relationships between all private and other government entities within the Central Valley to affect and maintain a comprehensive and coordinated economic development process.

Additional opportunities identified in the CEDS include:

- Expansion of workforce training programs
- Expansion of business retention programs
- Attraction of large companies
- Marketing agriculture as an area strength
- Re-Branding the City of Fresno
- Encouragement of innovation and entrepreneurship, and
- Positive media coverage

The Greater Fresno Region DRIVE plan (2019) also identifies workforce and infrastructure needs and opportunities, including:

- A world-class “precision food systems” industry cluster that supports advanced, sustainable agricultural production and food manufacturing, focused on cross-disciplinary engineering capabilities in digitalization and data science, mechatronics, equipment, and systems integration
- A suite of best-in-class supports for small business owners including a “Fail Fast Incubator” to help validate and support early business concepts, hands-on back-office support and technical assistance to help existing businesses scale, and a flexible pool of capital to directly address the unique capital challenges for small businesses owned by women and people of color
- Deploy a patient capital fund and increase economic development capacity to proactively attract and retain the types of jobs and employers needed in the Greater Fresno Region
- Develop an innovative, end-to-end talent pipeline and training program for diverse aviation professionals, the strategic framework needed to position the San Joaquin Valley to capture the emerging electric aviation market, and the blueprint for a world-class electric aviation testing lab and innovation hub
- A suite of initiatives that meaningfully support the monitoring, re-investment, and distribution of the region’s water to better ensure low-income and vulnerable populations have access to safe, affordable, and clean groundwater while ensuring the Greater Fresno Region has the water resources needed to help agricultural and other businesses thrive
- A multi-pronged strategy to reshape the workforce development system, including 1:1 case management for at-risk residents, family support and training funds, and a career network hub for work-based learning
- Expand evidence-based programs including high-quality early childcare and education, group prenatal care, nurse and para-professional home visits, and 2-generation coaching to ensure a healthy and equitable start to life
- Building the culture and technical infrastructure for longitudinal, cross-agency data sharing, starting with a proof-of-concept pilot for children ages 0-5 and their families
- A multi-pronged strategy aimed at increasing the number of bachelor’s degree graduates in Fresno, including growing dual enrollment, providing significant financial support to students for college completion, providing job training and placement support, and creating a regional college pipeline coordinating entity

- An integrated K-16 collaborative that leverages all regional institutions, increases the educated citizenry in the region, promotes degree attainment through occupation pathways for all learners within prioritized occupations, and meets the region’s economic and labor market needs
- A multi-pronged approach aimed at both attraction and retention for teachers, and which includes targeted messaging, financial support, Guided Pathways support, professional development, and exploration of a community schools model
- Expand the impact of a world-class medical school to Fresno and the San Joaquin Valley to improve health through training and research
- A campaign to counteract “brain drain”, to grow the skilled workforce, and improve Fresno’s human capital value proposition
- A suite of innovative, wealth creating tools and programs to support communities of color in Fresno
- Innovative, tangible, community-centered solutions that support our downtown economy, transportation, and cultural assets
- An 11-mile transit corridor in south and central Fresno that will foster healthier, more prosperous, sustainable, and better-connected neighborhoods through infill and equity-based transit-oriented development
- A next generation civic infrastructure that advances authentic place-based, resident-centered strategies to transform power relationships in under-resourced, extreme poverty neighborhoods that lead to healthy sustainable communities
- Overcome barriers to equitable, affordable housing by creating, renovating, and ensuring access to over 12,000 quality, affordable units and vouchers by 2030

Community stakeholders also noted the need for workforce training and job search assistance for low- and moderate-income households. 58 percent of survey respondents described employment training as a high need, and 51 percent rated job search assistance as a high need.

Describe any major changes that may have an economic impact, such as planned local or regional public or private sector investments or initiatives that have affected or may affect job and business growth opportunities during the planning period. Describe any needs for workforce development, business support or infrastructure these changes may create.

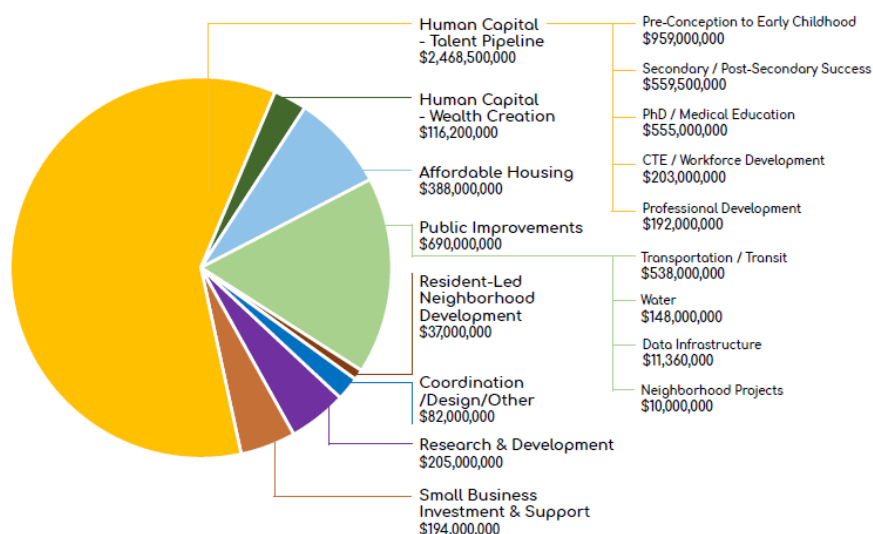
Plans for economic and workforce development in Fresno and the region are likely to impact job and business growth over the planning period. For example, the Greater Fresno Region DRIVE plan (2019) proposes a 10-year vision for major changes to economic and workforce development systems in Fresno that have the potential to shape the city and county’s economy over the next 10 years and beyond. The plan calls for more than \$4 billion in public, private, and philanthropic investment in economic, development, workforce development, affordable housing, and neighborhood reinvestment by 2030 (see Figure 12 below). If implemented, this vision would increase access to jobs, workforce development, and economic development opportunities for Fresno residents.

FIGURE 12: PROPOSED INVESTMENTS IN THE GREATER FRESNO REGION DRIVE PLAN (2019)

Diversified Investment

The DRIVE Community Investment Plan calls for over \$4 billion of public, private, and philanthropic investment by 2030, as summarized below:

DRIVE Investment Snapshot:
\$4,180,700,000



Socioeconomic changes anticipated over the next several years are also likely to impact workforce needs and job growth opportunities in Fresno. Affordable housing, including housing near job centers, will be an increasingly important component to supporting workforce and business attraction and retention. Stakeholders interviewed as part of this planning process emphasized the need for affordable housing that is close to jobs, resources, and transportation, including a need for a variety of housing types and sizes. This housing is of particular need for seniors, people with disabilities, people transitioning from homelessness, and people living with HIV/AIDS. With increasing demand for housing in the city and region, affordable housing close to jobs, resources, and transportation is becoming more difficult to find, and low-income residents are often unable to access areas of higher opportunity or are displaced by rising housing costs. Rising housing costs are also a primary contributor to high levels of homelessness in the region. To that end, there is a growing need to devote resources to the development of affordable housing with access to jobs, services, and transportation.

How do the skills and education of the current workforce correspond to employment opportunities in the jurisdiction?

The city’s CEDS and the Greater Fresno Region DRIVE plan both identified the need for skilled labor and knowledge workers in Fresno.

The City of Fresno Comprehensive Economic Development Strategy (2015-2020) emphasizes the need for workforce enhancement and improving the availability of skills development and work-force training to address low skills in the workforce and low levels of educational attainment.

The Greater Fresno Region DRIVE plan (2019) describes weaknesses related to education and workforce readiness as including:

- Adult Bachelor's degree completion is almost 30% lower than the state average. These outcomes have implications for the labor market, where the supply of skilled workers often does not meet demand: For occupations that require a certificate or a postsecondary degree, there is a projected labor market gap of ~32,000 jobs by 2033. This gap is defined as the projected shortage of qualified graduates to fill open positions if current historical trends for postsecondary graduates and job openings continue to hold.
- In addition to the labor market gap, Fresno faces a higher education capacity gap: Today, ~2,800 students that are eligible to join a 4-year institution are turned away due to the lack of capacity in the region.
- For many un- or underemployed adults in Fresno, a lack of educational attainment is a major barrier to achieving more meaningful employment.
- Once residents have access to training, they may not receive sufficient work-based learning (WBL) opportunities, resulting in credentials that do not provide employability skills.
- Before children are even born, mothers and families of color are disproportionately at risk for adverse early childhood outcomes due to insufficient access to quality care.
- Only 34 percent of Fresno children are kindergarten-ready at the time of enrollment.
- Insufficient access to programs and services persists after birth and through early childhood, impacting healthy growth and development into adulthood.

Describe any current workforce training initiatives, including those supported by Workforce Investment Boards, community colleges and other organizations. Describe how these efforts will support the jurisdiction's Consolidated Plan.

The Fresno Regional Workforce Development Board funds education and training to ensure individuals have skills necessary to find jobs with family-sustaining wages and meet the workforce needs of regional employers. Workforce training initiatives include:

- One-Stop Centers, in which adults and dislocated workers have access to education, training and employment services, as well as referrals (when deemed appropriate) to other services available through a network of partner agencies
- Basic career services, including access to computers, fax and copy machines, telephones to contact employers, veterans' services, labor market information, career exploration tools, and job listings
- Individualized career services, including one-on-one work with an Employment Readiness Specialist to assist with career guidance, skill level evaluations, educational and training opportunities, and job readiness workshops
- Access to occupational skills training and on-the-job training opportunities
- Supportive services to assist with purchasing items necessary to secure a job, provide training supplies, interview clothing and transportation needs

- Academic assistance, job readiness, mentoring, guidance, financial literacy training, and leadership development opportunities for youth, and
- Business assistance, including accommodations for business meetings, presentations, trainings, one-on-one and/or group interviews, business workshops and trainings, connection to business consultants, funding to upskill existing employees, confidential human resource hotline, and recruitment assistance.

The County of Fresno Department of Social Services (DSS) offers the following services to qualified employers for DSS clients hired:

- Employee recruitment
- Employee screening
- Specialized employee training
- Employee retention services, including support and engagement of clients, equipment, transportation and childcare
- Wage subsidies up to a year depending on the needs of the DSS client

Local colleges and universities, including California State University, Fresno; Fresno Pacific University; State Center Community College District; West Hills Community College District; Fresno City College; Fresno school districts, and other educational institutions provide a variety of types of education and training to increase the skills of the region's workforce.

The Fresno County Department of Behavioral Health provides Workforce Education and Training as a component of the Mental Health Services Act, intended to address identified occupational shortages and education and training needs of the public mental health workforce.

Programs offered by the Fresno Regional Workforce Development Board and other workforce development stakeholders closely align with workforce development needs identified in the Consolidated Plan, including job skills training and job search assistance.

Does your jurisdiction participate in a Comprehensive Economic Development Strategy (CEDS)? If so, what economic development initiatives are you undertaking that may be coordinated with the Consolidated Plan? If not, describe other local/regional plans or initiatives that impact economic growth.

The City of Fresno participated in the City of Fresno Comprehensive Economic Development Strategy, a plan prepared by the City of Fresno Economic Development Department. The strategy serves as the Comprehensive Economic Development Strategy (CEDS) in accordance with the U.S. Economic Development Administration's requirements, and as a guide for policies, programs, and investments to support economic development in the city.

The CEDS identified operational economic development goals for the city, including:

- Goal 1: Enhanced Infrastructure Improvement District
 - a. Complete the fiscal and economic analysis for the Enhanced Infrastructure Improvement District for the Fresno Industrial Triangle.

- b. Conclude the engineering work to at least 30% for the Fresno Industrial Triangle public infrastructure.
- Goal 2: Build, brand and market the Fresno Industrial Triangle (FIT) as a master planned industrial park of more than 500 acres.
- Goal 3: Attract at least one major company distribution center with at least 200 plus employees to build in Fresno.
- Goal 4: Receive approval from the Economic Development Administration for the South Van Ness Industrial area improvement application and begin the construction.
- Goal 5: Attract the HSRA Heavy Maintenance Facility to Fresno.
- Goal 6: Attract at least one Silicon Valley Company to open a major facility in Fresno.
- Goal 7: Complete the annexation of 120 acres of land in the sphere of influence into the City for industrial purposes.
- Goal 8: Conduct and complete the Brookings Institute GCI export strategic plan and Implement recommendations.
- Goal 9: Establish a new and updated Economic Development Website.
- Goal 10: Continue and Expand the Fresno business expansion and retention program.

Activities the City anticipates undertaking over the next five years will support several of the strategies listed in the CEDS, including providing connections to workforce development programs. The City will continue efforts with the Fresno Regional Workforce Development Board to provide job training and employment readiness education.

MA-50 Needs and Market Analysis Discussion

Are there areas where households with multiple housing problems are concentrated? (include a definition of "concentration")

HUD defines four types of housing problems: (1) cost burden of more than 30%, (2) more than 1 person per room, (3) lack of complete kitchen facilities, and (4) lack of complete plumbing facilities. The HUD-provided map of housing needs and race/ ethnicity in Fresno shows the share of households within each census tract that have least one of these housing problems.

A concentration of households with housing needs is defined as a census tract where more than 40% of households have at least one housing need. Using this definition, there are 89 census tracts either totally or partially within the city limits with a concentration of housing problems. Census tracts without high percentages of housing problems can be found primarily north of E. Nees Avenue in northeast Fresno, and north of N. Santa Fe Avenue in northwest Fresno. Several other tracts with low percentages of housing problems can be found in the city, such as the census tracts immediately south of the City of Clovis, two tracts between Peach Avenue and S. Clovis Avenue in southeast Fresno, and a tract north of East McKinley Avenue between N. Fruit Avenue and N. Van Ness Blvd.

Census tracts where more than 40% of households have a housing need are generally located in areas of the city that are predominantly populated by Hispanic residents. Although the population

of the city is majority Hispanic, the map that follows shows patterns of disproportionate representation of Hispanic residents in census tracts with high percentages of housing problems.

Are there any areas in the jurisdiction where racial or ethnic minorities or low-income families are concentrated? (include a definition of "concentration")

Geographic patterns for people of color residing in Fresno are shown in the maps of people of color by block group in Fresno. Concentration is defined as a census tract in which more than 50% of residents are people of color. Hispanic residents make up more than 50% of the population in many census tracts in central, west and southeast Fresno. Asian residents make up 50% of the population in one census block group in southeast Fresno, between S. Maple and S. Cedar Avenues, south of E Butler Avenue. Black and Native American residents do not make up more than 50% of any census tract in the city.

In its fair housing planning guidance, HUD defines racially or ethnically concentrated areas of poverty (RECAP) where more than one-half of the population are people of color and the individual poverty rate is over 40%. There are 40 RECAP census tracts in Fresno, most of which are located in central, southwest and southeast Fresno. Three RECAP tracts are located north of Shaw Avenue; tracts 54.08 and 54.03 include Fresno State University, and RECAP tract 45.05 is located along Highway 41 between Bullard and Shaw Avenues.

What are the characteristics of the market in these areas/neighborhoods?

RECAP census tracts in Fresno tend to have high percentages of renter tenure. Eighteen of the 40 RECAP tracts have renter rates greater than 74%. Despite a high percentage of renters in the city, the percentage of affordable housing units is very limited. The highest rates of affordable housing units can be found in central and southwest Fresno, where 40-50% of rental units in census tracts 1, 2, 3, and 8 are considered affordable to households earning 50% AMI. Census tract 9.02 in southwest Fresno and census tract 14.08 in southeast Fresno are composed of 67% and 71% affordable units respectively, as recorded in the HUD AFFH Tool.

Are there any community assets in these areas/neighborhoods?

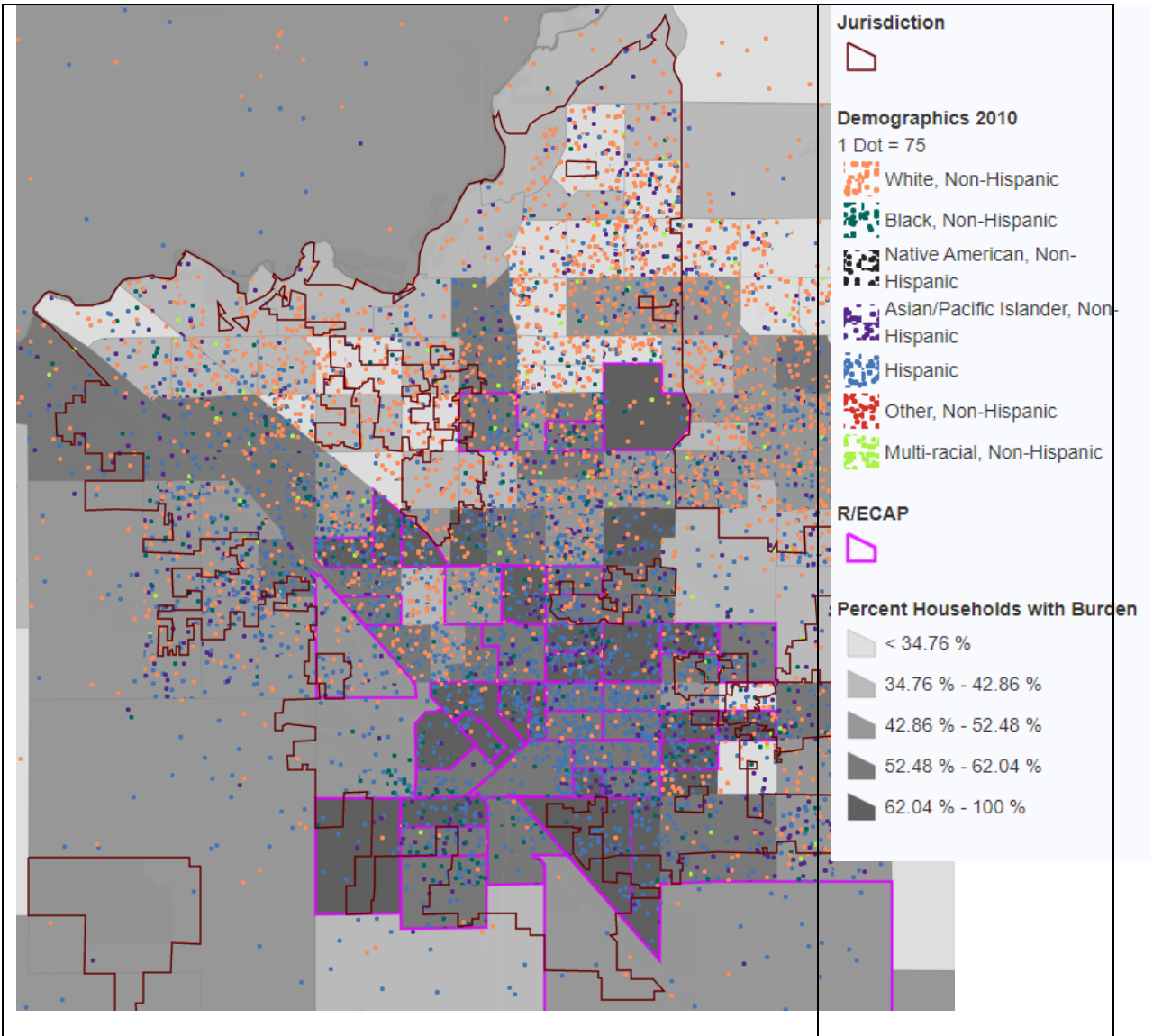
The RECAP tracts in Fresno contain many of the city's civic, cultural and educational resources. RECAP tracts in central Fresno, including census tracts 1, 2, 3, 5.02, 6, contain the Community Regional Medical Center, Fresno City Hall, the Fresno Superior Court, and the Fresno Convention and Entertainment Center. Census tracts 54.03 and 54.08 in north Fresno are home to California State University – Fresno and the Bulldog Stadium. Census tract 20 in west Fresno contains the Fresno Chaffee Zoo. Census tracts 34 and 35 hold Fresno City College, the Fresno Art Museum, and the Veteran Affairs Medical Center. Other RECAP tracts are home to many parks, schools and other local amenities for the community.

Are there other strategic opportunities in any of these areas?

Due to the number of RECAPs in the city, these areas benefit from many strategic opportunities based on location and existing resources. RECAPs located in central Fresno, particularly downtown, are adjacent to Highways 99, 41 and 180. The city's Downtown Neighborhoods

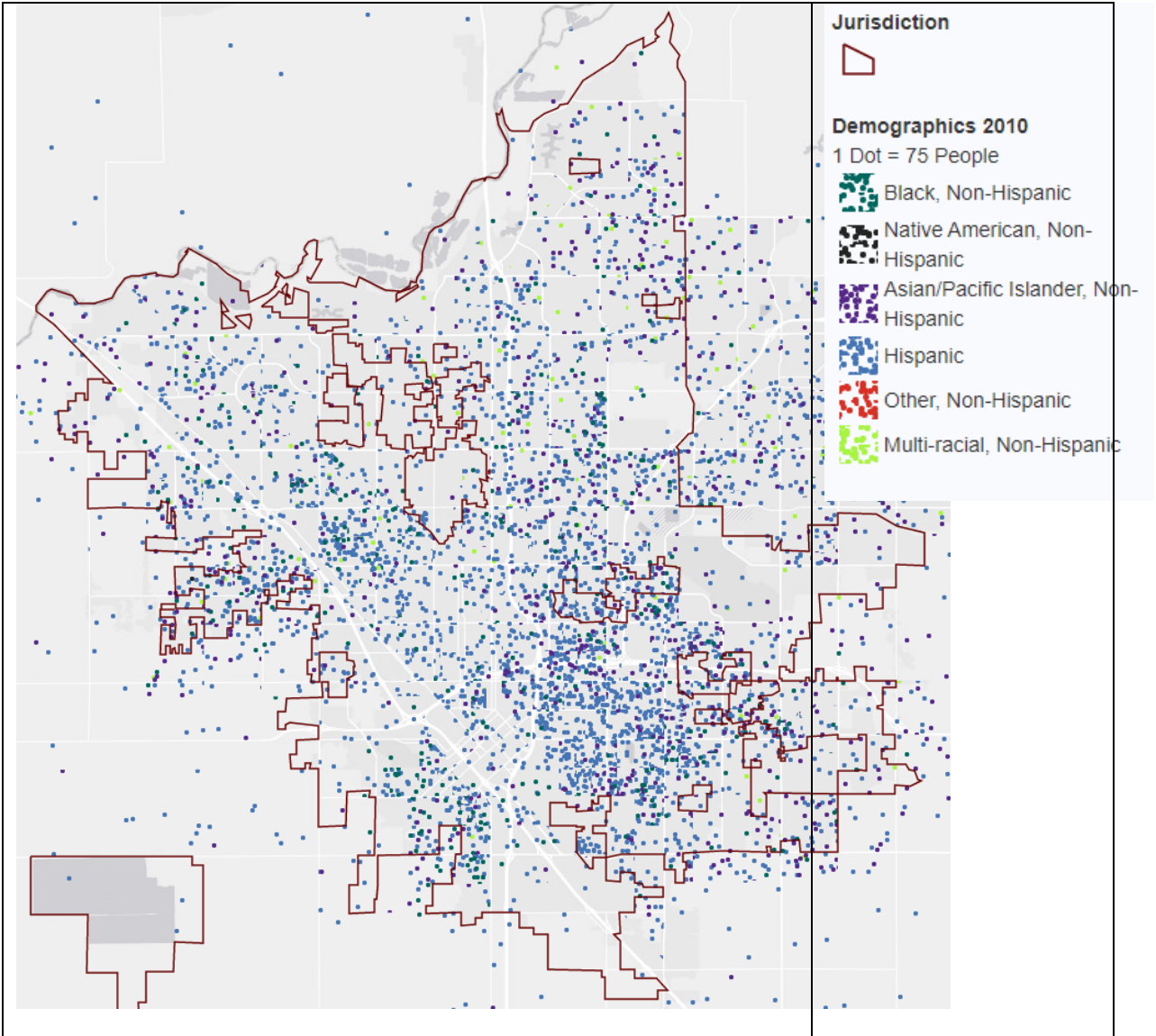
Community Plan also note that a number of historic buildings in downtown can be rehabilitated for residential and commercial purposes. The city is also anticipating the construction of a high speed rail line that will run through central Fresno, providing 171 miles of commuter access through the San Joaquin Valley.

HOUSING NEEDS AND RACE AND ETHNICITY BY CENSUS TRACT IN FRESNO



Data Source: HUD AFFH Data and Mapping Tool, <https://egis.hud.gov/affht/>

POPULATION BY BLOCK GROUP FOR PEOPLE OF COLOR IN FRESNO



Data Source: HUD AFFH Data and Mapping Tool, <https://egis.hud.gov/affht/>

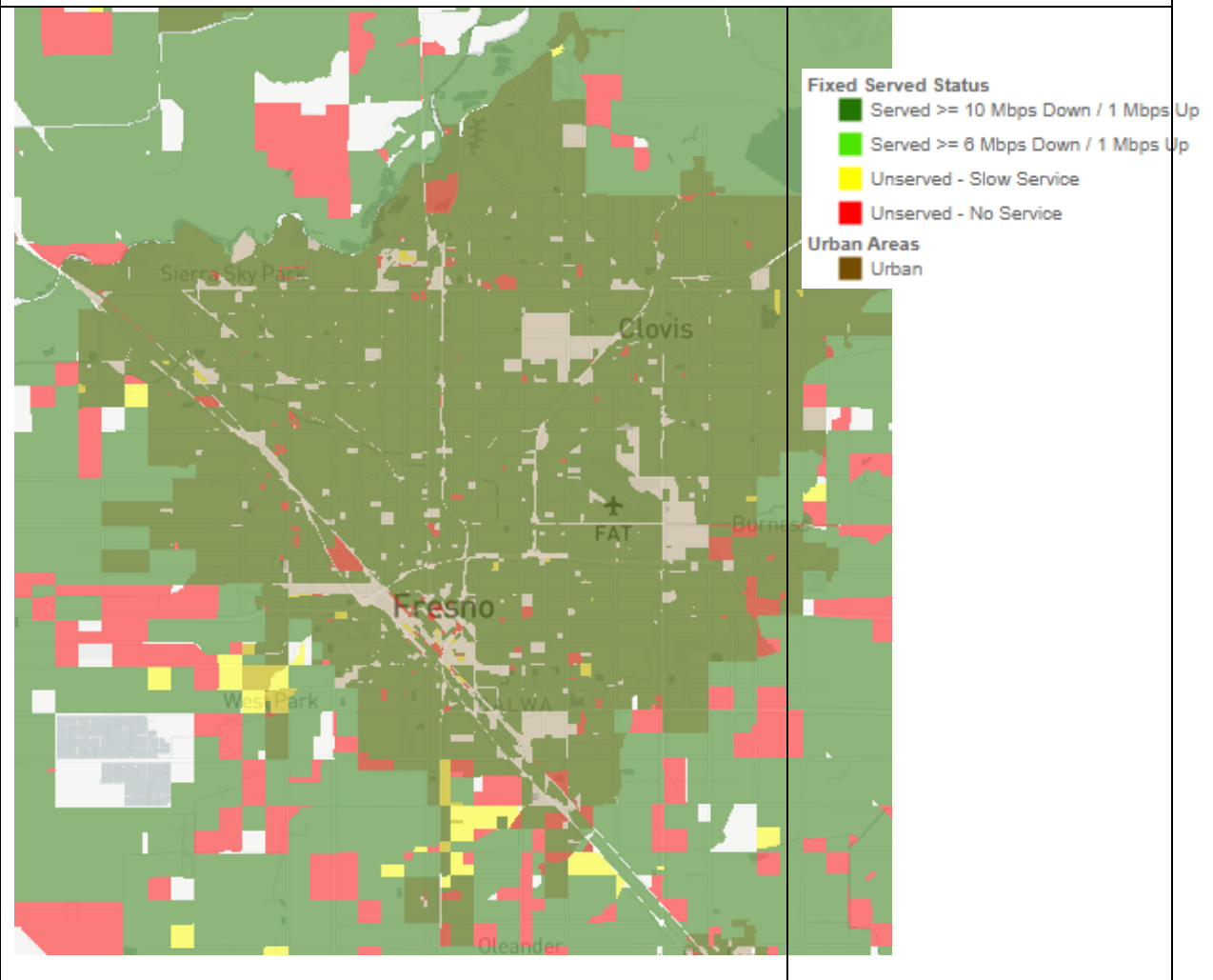
MA-60 Broadband Needs of Housing occupied by Low- and Moderate-Income Households - 91.210(a)(4), 91.310(a)(2)

Describe the need for broadband wiring and connections for households, including low- and moderate-income households and neighborhoods.

Broadband wiring and connectivity are critical needs for all households, particularly low- to moderate-income households, who use the internet for both personal and professional use. To that end, uninterrupted broadband service is provided throughout nearly all residential areas of Fresno. Wireline broadband service is offered by both Comcast and AT&T California. Wireless providers are numerous and include Verizon, T-Mobile, Sprint, and AT&T Mobility. According to the California Interactive Broadband Map, those locations with access to residential wireline and wireless service typically receive download speeds greater than 10 Mbps and upload speeds greater than 1 Mbps.

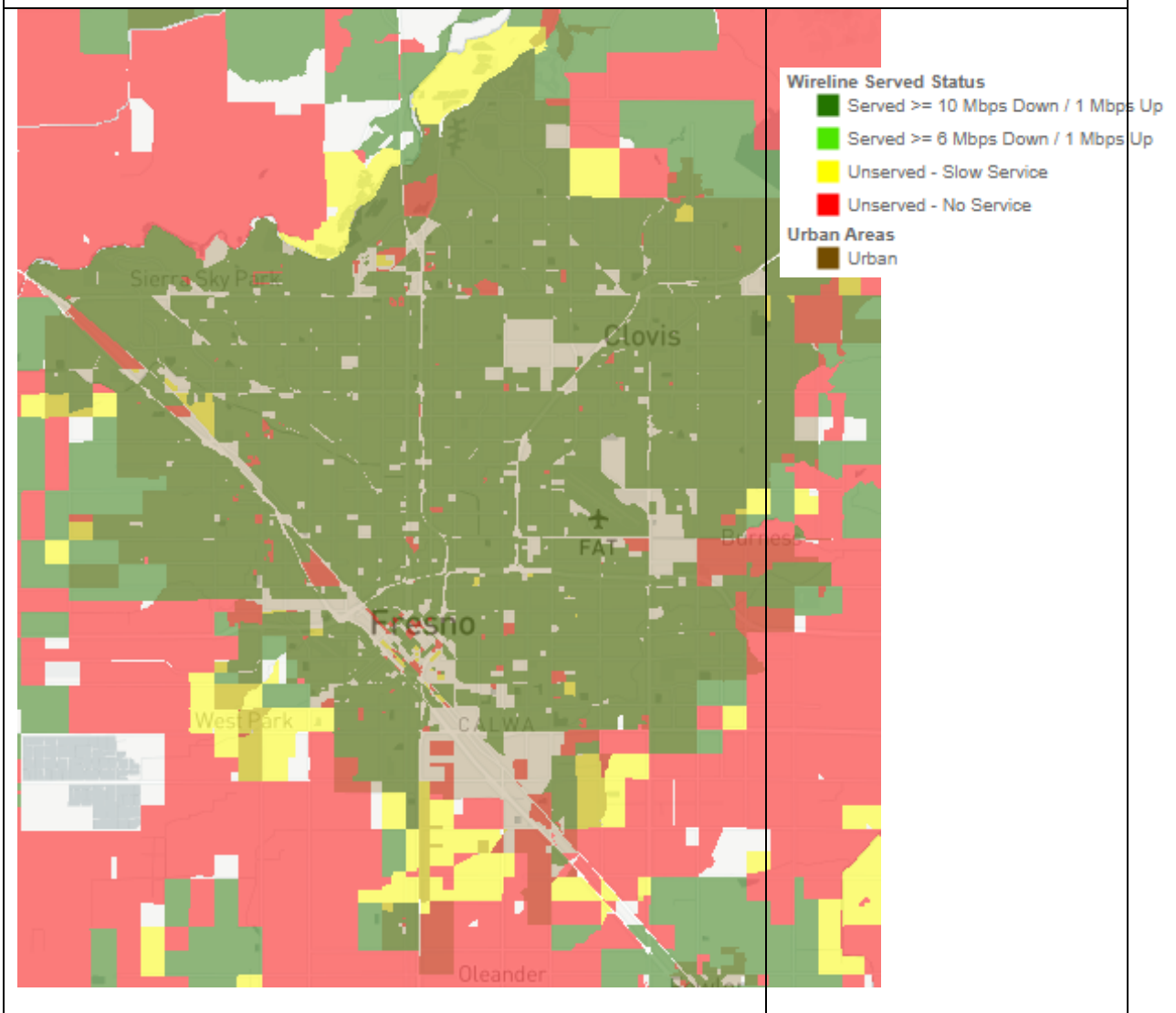
In the city's 18 lowest-income census tracts, wireline and wireless broadband service is provided uniformly, and at high speeds. Tracts where wireline coverage are absent on the map tend to be the locations of non-residential uses such as the industrial area south of Highways 41 and 99, the Fresno Chaffee Zoo and Woodward Park in north Fresno. Maps indicate that there is inconsistent wireline and wireless coverage in downtown Fresno and in the area southeast of downtown to S. East Avenue. These areas also have commercial, civic and industrial use as primary land uses. However, there may be residential use present in the downtown area with limited wireless and wireline connectivity. In lieu of services, members of this community may need to utilize wireless services at local community anchor institutions, such as the Central Library.

Wireless Broadband Coverage in Fresno



Data Source: <http://www.broadbandmap.ca.gov/>

Wireline Broadband Coverage in Fresno



Data Source: <http://www.broadbandmap.ca.gov/>

Describe the need for increased competition by having more than one broadband Internet service provider serve the jurisdiction.

The City of Fresno is largely served by two wireline providers, Comcast and AT&T California. The city is also served by at least four wireless providers: Verizon, T-Mobile, Sprint and AT&T Mobility.

MA-65 Hazard Mitigation - 91.210(a)(5), 91.310(a)(3)

Describe the jurisdiction's increased natural hazard risks associated with climate change.

The impacts of environmental hazards on low- and moderate-income households is an important consideration for regional planners, city staff, and housing and service providers in the city of Fresno and Fresno County. From 2017 to 2018, Fresno County drafted an update to the Fresno County Multi-Hazard Mitigation Plan. The plan identified hazards most likely to impact the county.

The Fresno County Multi-Hazard Mitigation Plan notes that climate change may have dramatic impacts on the county's ecosystems, including the following areas of high vulnerability:

- Vulnerability to Drought (High)
 - Reduced snowpack, resulting in earlier snowmelt and reduced downstream water availability during summer and early fall.
 - Reduced capacity to address future drought and wildfire risk related to climate change due to projected temperature increases and shortages in water.
 - Greater variation and uncertainty regarding the availability of water supplies, which are already under tremendous stress.
- Vulnerability to Wildfire (High)
 - Overall, warming will lead to increased heat wave intensity but decreased cold wave intensity. Future heat waves signify a potential increase in the wildfire hazard intensity and severity in Fresno County, as well as a year-long fire season.
 - Fresno County potentially has less capacity to address future wildfire risk related to climate change due to shortages in water, vital to combating wildfires.
- Vulnerability to Agricultural Hazards (High)
 - Changes in weather patterns can have dramatic impacts on the ecosystem, including agriculture systems; more severe impacts can be expected into the future.
- Vulnerability to Flood/Levee Failure (High)
 - Potential for increased flooding because higher temperatures result in increased water vapor to form precipitation.
- Vulnerability to Dam Failure (High)
 - The potential for climate change to affect the likelihood of dam failure is not fully understood at this point in time. More extreme precipitation events as a result of climate change could result in large inflows to reservoirs. However, this could be offset by generally lower reservoir levels if storage water resources become more limited or stretched in the future due to climate change, drought and/or population growth.

To mitigate environmental hazards in the county, the plan identifies a variety of techniques focused on protection, prevention, emergency services, coordination, and public education and awareness.

Describe the vulnerability to these risks of housing occupied by low- and moderate-income households based on an analysis of data, findings, and methods.

The degree to which low- and moderate-income households are vulnerable to increased natural hazards associated with climate change is an important consideration for jurisdictions and regions as they prepare environmental resiliency and other plans. The Fourth National Climate Assessment (2018) notes that vulnerable populations, including lower-income and other marginalized communities, have lower capacity to prepare for and cope with extreme weather and climate-related events. Because these communities are expected to experience greater impacts, it is important that jurisdictions prioritize adaptation actions for the most vulnerable populations.²⁰

The Fresno County Multi-Hazard Mitigation Plan further notes that Fresno County has higher levels of social vulnerability to hazards because of the high proportion of low-income households and households below the poverty level. American Community Survey data for 2013-2017 indicate that:

- Median household income for residents of the city of Fresno is \$44,853;
- An estimated 49,036 (29.7 percent) of the city's 165,067 households have incomes of less than \$25,000 per year; and
- 28.4 percent of Fresno residents were living below the poverty level in the past 12 months.

In this way, a large proportion of the city's residents have reduced capacity to prepare for and cope with extreme weather and climate-related events.

²⁰ U.S. Global Change Research Program. (2018). *Fourth National Climate Assessment*. Retrieved from: <https://nca2018.globalchange.gov/>

STRATEGIC PLAN

SP-05 Overview

Strategic Plan Overview

This Strategic Plan describes the City's priorities for Community Development Block Grant (CDBG), HOME Investment Partnerships Act (HOME), Emergency Solutions Grant (ESG), and Housing Opportunities for Persons with AIDS (HOPWA) funding, including how those resources will be allocated geographically, how the specific projects funded by the City will address these priorities, and the outcomes that can be expected as a result.

The priorities represent the highest level needs expected to be addressed over the 2020-2024 Consolidated Plan period using the City's CDBG, HOME, ESG, and HOPWA funds. In summary, the priority needs are:

- Provide assistance for the homeless and those at risk of becoming homeless through safe low-barrier shelter options, housing first collaborations, and associated supportive services.
- Improve access to affordable housing for low-income and special needs households by partnering with interested developers to increase development of low-income and affordable housing in high opportunity areas, and by promoting the preservation and rehabilitation of existing affordable housing units.
- Promote quality of life and neighborhood revitalization through improvements to current public infrastructure and facilities, and by closing gaps in areas with aging, lower quality, or nonexistent public infrastructure and facilities.
- Provide services to low-income and special needs households that develop human capital and improve quality of life.
- Provide services to residents and housing providers to advance fair housing.
- Plan and administer funding for community development, housing, and homelessness activities with improved transparency, increased community involvement, and full compliance with federal regulations.

The City of Fresno's Consolidated Plan preparation coincides with the development of the first year Action Plan process. The City awards CDBG, HOME, ESG, and HOPWA funding to non-profits, public agencies, City departments, and developers that provide public services and housing for low-income and special needs households. It is largely through these partners that the City is able to accomplish progress toward its priority needs.

SP-10 Geographic Priorities – 91.215 (a)(1)

Geographic Area

Not applicable. The City has not established specific target areas to focus the investment of entitlement funds.

TABLE 48 - GEOGRAPHIC PRIORITY AREAS

Area Name	Area Type

General Allocation Priorities

Describe the basis for allocating investments geographically within the jurisdiction (or within the EMSA for HOPWA)

The Consolidated Plan generally allocates CDBG, HOME, and ESG dollars according to low-and moderate-income (LMI) census tracts without specification of target areas. The City's LMI areas include much of south Fresno as well as neighborhoods such as El Dorado Park, Herndon Town, Highway City, Manchester, and Pinedale.

HUD generally awards HOPWA funds on a regional basis to the largest city within a HOPWA-eligible region. Fresno therefore receives and administers HOPWA funding for the entirety of Fresno County, known as its "Eligible Metropolitan Statistical Area" or EMSA. The City is required to serve eligible persons living anywhere within the EMSA and not just within City limits.

SP-25 Priority Needs - 91.215(a)(2)

Priority Needs

Based on the Needs Assessment, Market Analysis, and community outreach conducted for this Consolidated Plan, the City has set the priority needs described below. To be considered for funding through the City's CDBG, HOME, ESG, or HOPWA allocations, projects must address one or more of these priority needs.

TABLE 49 – PRIORITY NEEDS SUMMARY

Priority need		Homelessness
1	Priority level	High
	Population(s) served	Chronic homelessness Individuals Families with children Mentally ill Chronic substance abuse Veterans Persons with HIV/AIDS Victims of domestic violence Unaccompanied youth
	Geographic area(s) affected	Citywide
	Associated goal(s)	Homelessness
	Description	<ul style="list-style-type: none"> • Funding for short-term direct assistance in the form of rent and utility payments to prevent households from becoming homeless • Transitional housing options that include supportive services and case management as an intermediate step between emergency shelter and private market housing • Additional shelter space, particularly for intact families and LGBTQ individuals; expansion of capacity for existing low-barrier shelters • Additional and/or improved shelter space for domestic violence victims • Support the use of Housing First and Rapid Re-Housing approaches to homelessness • Outreach to the homeless community to engage and inform people of available services • Permanent housing options for very low-income individuals that can be maintained long term as part of the city's affordable housing supply

Priority Need	Homelessness (Continued)
Basis for priority	The 500 respondents to the Fresno Housing and Community Needs Survey ranked the City's homelessness needs above all other types of needs surveyed, with homeless prevention standing out as the highest-ranked among all the homelessness needs. Survey-takers' passion for this issue is further underscored by the open-ended comments some included such as: "We just need to do everything we can", "MOST IMPORTANT!!!", "Housing First!", and "This has to be the number one priority for our city." Additionally, public meeting participants frequently discussed needs related to homelessness. These included needs for more low-barrier shelter space, case management for people experiencing homelessness, job and skills training, drug/alcohol counseling, and shelters for LGBTQ people that are not coupled to requirements for religious participation.
Priority need	Affordable Housing
Priority level	High
Population(s) served	Extremely low income Low income Moderate income Large family Families with children Elderly Public housing residents People with disabilities
Geographic area(s) affected	Citywide
2	Associated goal(s)
Description	Affordable Housing <ul style="list-style-type: none"> • New construction of affordable rental housing units, focusing on infill opportunities with good access to existing public infrastructure • Voucher-based rental assistance (i.e. TBRA) to assist low-income households with the cost of existing rental units in the city • Preservation of the city's existing affordable housing supply through rehabilitation and repair programs, both for homeowner and rental housing, and to specifically include elderly residents and mobile homes • Programming to assist people with disabilities with the cost of accessibility modifications • Closing cost and down payment assistance to help first-time homebuyers achieve homeownership, including for residents purchasing under an Individual Tax ID Number • Provision of safe, sanitary, and low-barrier housing for people living with HIV/AIDS through voucher-based programs; short-term rent, mortgage, and utility assistance; and permanent supportive housing • Home improvement programming that assists homeowners with the cost of improvements that will improve the energy efficiency of their homes

Priority Need		Affordable Housing (Continued)
Basis for priority		More than one in three Fresno households (36%) is cost burdened, spending more than 30% of its income on housing expenses; nearly a quarter of the city's households (22%) spend more than 50%. Cost burdening is particularly pervasive among renters, who make up more 75% of the city's cost burdened households. Compounding the housing affordability issue is the fact that housing prices have increased far more steeply than household income, meaning that a housing supply that meets all of Fresno's affordability needs today will be insufficient to do so in the future. Public meeting participants and stakeholders interviewed as part of the development of the Consolidated Plan identified a wide variety of needs related to housing affordability in Fresno. For many, the issue was primarily related to expanding the supply and improving the quality of rental housing. Other needs identified in public meeting breakout groups and ranked highly by survey respondents included energy efficiency improvements, rental assistance, homebuyer assistance, and housing for specific subpopulations (large families, seniors, people with disabilities).
Priority need		Public Infrastructure and City-Owned Facilities
Priority level		High
Population(s) served		Extremely low income Low income Moderate income People with physical disabilities Non-housing community development
Geographic area(s) affected		Citywide
Associated goal(s)		Public Infrastructure and Facilities
3	Description	<ul style="list-style-type: none"> • Improvements to streets, curbs, sidewalks, and street lighting, particularly in south Fresno neighborhoods • Renovation and improvement of existing recreation centers, senior centers, and similar facilities • Improved amenities within existing public parks, such as playground equipment and athletic facilities, particularly in south Fresno neighborhoods • Development of youth-oriented recreation facilities • Acquisition of additional park space in south Fresno
	Basis for priority	<p><u>Public Infrastructure</u>: Other than homelessness-related needs, street, road, and sidewalk improvements were ranked more highly than any other needs queried in the public survey.</p> <p><u>Public Facilities</u>: In public meetings and through the Community Need Scorecard exercise, meeting participants tended to rank parks, gymnasiums, outdoor recreation space, and youth centers among the highest priorities. The priority is also supported by survey results, where these types of city-owned facilities were given priority just behind street, road, and sidewalk improvements.</p>

Priority need		Community Services
Priority level	High	
Population(s) served	Extremely low income Low income Moderate income Large families Families with children Elderly / frail elderly People with disabilities	
Geographic area(s) affected	Citywide	
Associated goal(s)	Community Services	
Description	<ul style="list-style-type: none"> • Counseling and recovery programs for people with alcohol and/or substance abuse disorders • Services to assist the victims of domestic violence • Services to assist children who have been victims of abuse • Afterschool enrichment programs for children to include educational and recreational programming • Enhanced programming for children and youth in existing parks and recreation centers • Affordable childcare and daycare options, particularly for parents engaged in the workforce or who are enrolled in job training programs • Job training to include assistance with job search and interview skills • Educational activities for adults around job skills and employment to improve employment options • Offer incentive programs for entrepreneurs and local businesses that create new jobs • Recreation, nutrition, and social services for seniors 	
Basis for priority	<p>Stakeholders and public meeting participants, including groups of seniors and teens, were instrumental in identifying these high-priority community services needs. The Community Need Scorecard exercise used in public meeting settings generally shows these types of needs as lower priority than those related to homelessness and affordable housing, yet many of the activity types included in the description of this priority were nonetheless ranked highly by survey respondents. The top five public services needs ranked by survey respondents included drug abuse and crime prevention, child abuse prevention, afterschool services, employment training, and neighborhood deterioration. These needs were frequently named in public meeting settings as well.</p>	

4

Priority need		Promote Fair Housing
5	Priority level	High
	Population(s) served	Extremely low income Low income Moderate income Middle income People with disabilities Victims of domestic violence
	Geographic area(s) affected	Citywide
	Associated goal(s)	Fair Housing
	Description	<ul style="list-style-type: none"> Fair housing education services to help residents, community organizations, and housing providers understand fair housing rights and responsibilities Legal assistance in the prevention of eviction
	Basis for priority	Survey responses reveal a gap in the community's understanding of fair housing and a need for greater education and enforcement around this subject. While 64% of respondents reported knowing their fair housing rights, fewer than half (45%) knew where to file a complaint of housing discrimination. Further, 20% of respondents (91 individuals) said they had experienced some form of housing discrimination since living in Fresno, with more than four in five of those instances going unreported. Stakeholder interviews further support this priority and particularly indicate wrongful evictions as a fair housing issue to be addressed.
Priority need		Programmatic Compliance
6	Priority level	High
	Population(s) served	All
	Geographic area(s) affected	Citywide
	Associated goal(s)	Programmatic Compliance
	Description	<ul style="list-style-type: none"> Program administration and compliance costs related to the planning and execution of community development, housing, and homelessness activities assisted with funds provided under the CDBG, HOME, and ESG, and HOPWA programs.
	Basis for priority	These are necessary administrative costs associated with ensuring effective coordination and delivery of services to Fresno residents. The City of Fresno is committed to ensuring compliance with federal regulations.

SP-30 Influence of Market Conditions – 91.215 (b)

Influence of Market Conditions

TABLE 50 – INFLUENCE OF MARKET CONDITIONS

Affordable Housing Type	Market Characteristics that will influence the use of funds available for housing type
Tenant Based Rental Assistance (TBRA)	High level of cost burdens among low-income households; waiting lists for assisted housing units; and need for short-term rental assistance for homeless individuals and families transitioning to permanent housing. Currently, TBRA is provided through HUD’s Section 8 Housing Choice Voucher program administered through local housing authorities, with almost 13,000 vouchers in use within the City of Fresno. The City intends to use CDBG or HOME funds for TBRA over the next five years.
TBRA for Non-Homeless Special Needs	High level of cost burdens among low-income households, including non-homeless special needs populations; waiting lists for assisted housing units for seniors and people with disabilities. The City anticipates using HUD grant funds for TBRA over the next five years.
New Unit Production	Age and condition of housing; waiting lists at existing assisted housing developments; high occupancy rates and rental rates; sales prices unaffordable to low/moderate income households. The City intends to use HUD grant funding to support new affordable housing development over the next five years.
Rehabilitation	Age and condition of housing; issues related to substandard housing, especially for low-income renters; need for home repairs for seniors and other homeowners, including lead-based paint remediation. The City intends to use HUD grant funding to support rehabilitation of affordable homeowner and rental housing over the next five years.
Acquisition, including preservation	Subsidized housing developments anticipated to age out of their affordability period; age, condition, and availability of multifamily properties suitable for acquisition/rehabilitation; vacant/hazardous buildings identified through code enforcement. The City may use HUD grant funds for acquisition and/or preservation of affordable housing over the next five years.

SP-35 Anticipated Resources - 91.215(a)(4), 91.220(c)(1,2)

Introduction

Table 51 shows the City’s anticipated grant funding for the 2020 program year, along with an estimate of anticipated grant funding for the remaining years covered by this Consolidated Plan. The estimates for CDBG, HOME, ESG, and HOPWA assume level funding over the five years of the Consolidated Plan period at 100% of the 2019 allocation amounts.

Anticipated Resources

TABLE 51 - ANTICIPATED RESOURCES

Program	Source of Funds	Uses of Funds	Expected Amount Available Year 1			Total: \$	Expected Amount Available Remainder of ConPlan \$	Narrative Description
			Annual Allocation: \$	Program Income: \$	Prior Year Resources: \$			
CDBG	Public - Federal	<ul style="list-style-type: none"> • Housing Rehabilitation • Senior Paint Program • Economic Development • Housing • Street and Sidewalk Improvements • Public Services • Nonprofit facilities • Park Improvements • Programmatic Compliance • Fair Housing Education and Assistance 	\$7,112,639	\$125,000	\$12,679	\$7,250,318	\$28,950,556	Anticipated funding will include Entitlement grant funds, program income, and prior year resources.

Program	Source of Funds	Uses of Funds	Expected Amount Available Year 1				Expected Amount Available Remainder of ConPlan \$	Narrative Description
			Annual Allocation: \$	Program Income: \$	Prior Year Resources: \$	Total: \$		
HOME	Public - Federal	<ul style="list-style-type: none"> • Affordable Housing Development or Rehabilitation • CHDO Set Aside • Tenant-Based Rental Assistance • HOME Program Administration 	\$3,255,075	\$205,000	\$0	\$3,460,075	\$13,840,299	Anticipated funding will include Entitlement grant funds and program income.
ESG	Public - Federal	<ul style="list-style-type: none"> • Homeless Management Info System • Homeless Prevention • Outreach/ Emergency Shelter • Rapid Rehousing • Homeless Programs Administration 	\$610,018	N/A	\$63,212	\$673,230	\$2,440,072	Anticipated funding will include Entitlement grant funds and prior year resources.
HOPWA	Public - Federal	<ul style="list-style-type: none"> • STRMU • Short Term or Transitional Housing Facilities • TBRA 	\$636,124	N/A	\$0	\$636,124	\$2,544,496	Anticipated funding consists of Entitlement grant funds.

Explain how federal funds will leverage those additional resources (private, state and local funds), including a description of how matching requirements will be satisfied

Leverage, in the context of entitlement funding, means bringing in other local, state, federal, and private-sector financial resources to maximize the reach and impact of the City's HUD funded programs. Like many other federal agencies, HUD encourages its grant recipients to strategically leverage additional funds in order to achieve greater results. Leverage is also a way to increase project efficiencies and benefit from economies of scale that often come with combining sources of funding for similar or expanded scopes.

In addition to the entitlement dollars listed in Table 51, the federal government has several other funding programs for community development and affordable housing activities. These include: Fair Housing Initiatives Program; Lead Based Paint; Choice Neighborhoods; the Supportive Housing Program; Section 202, Section 811; Youthbuild; the Housing Choice Voucher Program; the Affordable Housing Program (AHP) through the Federal Home Loan Bank, and others. It should be noted that in most cases the City would not be the applicant for these funding sources as many of these programs offer assistance to affordable housing developers and nonprofits rather than local jurisdictions.

In California, the Department of Housing and Community Development (HCD) and the California Housing Finance Agency (CalHFA) administer a variety of statewide public affordable housing programs that offer assistance to nonprofit affordable housing developers. Examples of HCD's programs include the Multifamily Housing Program (MHP), Affordable Housing Innovation Fund (AHIF), Building Equity and Growth in Neighborhoods Program (BEGIN), and CalHOME. Many HCD programs have historically been funded by one-time State bond issuances and, as such, are subject to limited availability of funding. CalHFA offers multiple mortgage loan programs, down payment assistance programs, and funding for the construction, acquisition, and rehabilitation of affordable ownership units.

The National Housing Trust Fund (HTF) is a new affordable housing production program that will complement existing federal, state and local efforts to increase and preserve the supply of decent, safe, and sanitary affordable housing for extremely low- and very low-income households, including homeless families.²¹ States and state-designated entities are eligible grantees for the HTF. HUD will allocate HTF funds by formula annually. A state must use at least 80 percent of each annual grant for rental housing; up to 10 percent for homeownership; and up to 10 percent for the grantee's reasonable administrative and planning costs.

The State also administers the federal Low Income Housing Tax Credits program, a widely used financing source for affordable housing projects. As with the other federal grant programs discussed above, the City of Fresno would not apply for these funding sources. Rather, local affordable housing developers could apply for funding through these programs for particular developments in the City.

Over the Consolidated Plan cycle, there are several specific sources of additional funding, particularly related to homelessness, already identified and planned for use within the greater Fresno community. These sources include:

- HUD funding to the Fresno-Madera Continuum of Care estimated at \$10.7 million per year based on 2018 figures (estimate is based on 46% of the CoC's total award representing the City's share of the Fresno and Madera County populations);
- CalHome funding of \$2 million for mobile home rehabilitation;
- Homeless Housing, Assistance, and Prevention Program (HHAPP) funding through a one-time state bond issue (\$6.15 million for the City of Fresno and \$2.95 million for the Fresno-Madera CoC).

As a recipient of HOME and ESG funding, the City is required to generate matching funds. For the HOME Program, the City is required to match twenty-five percent of all project expenditures. In recent years, and for PY 2020, HUD has waived the City's HOME match requirement based on fiscal distress criteria. In PY 2020, the City will continue to seek HOME match funds to contribute to future year match liabilities. Examples of matching funds under the HOME Program include private financing and interest subsidies from homebuyer and residential rehabilitation programs.

ESG requires a 100% match of program funds. The City passes this matching requirement on to the service providers receiving ESG funds. ESG providers meet this requirement through the use

²¹ HUD Exchange. "Housing Trust Fund." <https://www.hudexchange.info/htf>

of private donations, state grants, and/or volunteer hours. The City may also provide general funds to service providers in order to meet match requirements.

If appropriate, describe publicly owned land or property located within the jurisdiction that may be used to address the needs identified in the plan

The City maintains a list of vacant city-owned real estate parcels that could potentially be used for opportunities arising in connection with needs identified in this plan. The current list consists of 176 parcels. Of those, 150 (approximately 204 total acres) are located south of Shields Avenue and 7 (totaling 18 acres) are within what the City terms “High Opportunity Areas”. City staff are currently assessing the list of vacant parcels against the priorities and objectives of the draft strategic plan and will provide additional information on anticipated use of any of these city-owned properties in the final report.

SP-40 Institutional Delivery Structure – 91.215(k)

Explain the institutional structure through which the jurisdiction will carry out its consolidated plan including private industry, non-profit organizations, and public institutions.

Agencies through which the City of Fresno will carry out its consolidated plan are shown in Table 52. In addition to those listed in the table, the City will also rely on a variety of non-profit and private sector housing developers, including Community Housing Development Organizations (CHDOs), Low Income Housing Tax Credit developers, and others. As of the last program year, the City has three organizations certified as CHDOs, including Community Housing Assistance Program, Self-Help Enterprises, and Visionary Homebuilders of California.²²

TABLE 52 - INSTITUTIONAL DELIVERY STRUCTURE

Responsible Entity	Responsible Entity Type	Role	Geographic Area Served
City of Fresno	Government	<ul style="list-style-type: none"> Economic Development Homelessness Non-Homeless Special Needs Ownership Rental Planning Neighborhood Improvements Public Facilities Public Services 	Jurisdiction
Fresno Housing Authority	PHA	<ul style="list-style-type: none"> Public Housing Ownership Rental 	County
Fresno Madera Continuum of Care	Continuum of Care	<ul style="list-style-type: none"> Homelessness Public Services 	Region
Fair Housing Council of Central California	Non-profit Organization	<ul style="list-style-type: none"> Public Services 	Jurisdiction
Fresno County Department of Public Health	Government	<ul style="list-style-type: none"> Health Public Services Homelessness HIV/AIDS 	County
Habitat for Humanity Greater Fresno Area	Non-profit Organizations	<ul style="list-style-type: none"> Ownership 	Jurisdiction
Fresno County Department of Social Services	Government	<ul style="list-style-type: none"> Public Services 	Jurisdiction
Fresno Regional Workforce Development Board	Government	<ul style="list-style-type: none"> Economic Development Workforce Development 	Region

²² State of California Department of Housing and Community Development. (2019). Community Housing Development Organization Certification List. Retrieved from: <https://www.hcd.ca.gov/grants-funding/active-funding/docs/CHDO-Cert-List-Nov-2019-F.pdf>

Responsible Entity	Responsible Entity Type	Role	Geographic Area Served
Fresno County Department of Behavioral Health	Government	<ul style="list-style-type: none"> • Mental Health Services • Homelessness 	County
Fresno Economic Opportunities Commission	Nonprofit	<ul style="list-style-type: none"> • Economic Development • Workforce Development • Education • Public Services • Housing • Health 	County
Fresno County Economic Development Corporation	Government	<ul style="list-style-type: none"> • Economic Development 	County
Fresno Unified School District	Government	<ul style="list-style-type: none"> • Education K-12 • Homeless Liaison 	Jurisdiction
Homeless Service Providers (Poverello House, West Care, Fresno Rescue Mission, etc.)	Nonprofit	<ul style="list-style-type: none"> • Homelessness • Public Services • Workforce Development 	Jurisdiction

Assessment of Strengths and Gaps in the Institutional Delivery System

Based on information included in *Street2Home Fresno County: A Framework for Action* (2018), strengths of the institutional delivery system include:

- Tremendous enthusiasm was expressed about the Multi-Agency Access Program (MAP) Point's ability to assess, link, and connect individuals and families to community resources.
- FMCoC Coordinated Entry System (CES) provides assessment, triage, and linkage to available permanent and transitional housing resources dedicated to serving homeless families and individuals.²³

Based on information in *Street2Home Fresno County: A Framework for Action* (2018), gaps of the institutional delivery system include:

- There is a need to develop a collective impact initiative of influential community leaders who can deploy human or financial resources and keep track of the big picture, including representatives from philanthropy, business, the faith community, affordable housing and homelessness experts, and human services experts.

²³ Fresno Housing Authority and City of Fresno. (2018). *Street2Home Fresno County: A Framework for Action*. Retrieved from: https://static1.squarespace.com/static/5bce427bab1a620db3827b91/t/5bcf93320d929728e94baff/1540330305802/Street2HomeReport_v8.pdf

- There is a need to use the impact initiative to engage the entire community in homelessness issues, including partners, elected officials, community leaders, and the public.
- There is a need to strengthen data analysis to expand on the FMCoC's Homelessness Management Information System (HMIS) and the annual Point-In-Time (PIT) Count.
- There is a need to implement strategies to enhance the Multi-Agency Access Program and Coordinate Entry System to utilize diversion and to ensure the households with the longest histories of homelessness and the greatest vulnerability receive these scarce resources.²⁴

Availability of services targeted to homeless persons and persons with HIV and mainstream services

TABLE 53 - HOMELESS PREVENTION SERVICES SUMMARY

Homelessness Prevention Services	Available in the Community	Targeted to Homeless	Targeted to People with HIV
Homelessness Prevention Services			
Counseling/Advocacy	X	X	X
Legal Assistance	X	X	X
Mortgage Assistance	X	X	X
Rental Assistance	X	X	X
Utilities Assistance	X	X	X
Street Outreach Services			
Law Enforcement	X	X	
Mobile Clinics	X	X	X
Other Street Outreach Services	X	X	
Supportive Services			
Alcohol & Drug Abuse	X	X	
Child Care	X	X	
Education	X	X	X
Employment and Employment Training	X	X	
Healthcare	X	X	X
HIV/AIDS	X	X	X
Life Skills	X	X	X
Mental Health Counseling	X	X	X
Transportation	X	X	
Other			
Other			

²⁴ Ibid.

Describe how the service delivery system (including, but not limited to, the services listed above) meets the needs of homeless persons (particularly chronically homeless individuals and families, families with children, veterans and their families, and unaccompanied youth)

The City of Fresno partners with the Fresno Madera Continuum of Care and a variety of agencies and organizations to provide services to the homeless. The City of Fresno uses ESG funds for outreach, rapid rehousing, emergency shelter, homelessness prevention, and data collection and analysis. Housing providers and street outreach workers seek to provide outreach and service navigation to persons experiencing homelessness. As described in Section MA-30, housing providers in the city work closely with the Fresno County Department of Behavioral Health and nonprofit organizations to provide mental health services and case management. The City will also continue to provide information and training to service providers on how their staff can assist clients in accessing mainstream benefits.

The Fresno Madera Continuum of Care uses a coordinated entry process and the Multi-Agency Action Program (MAP) to standardize the access, assessment, prioritization, and referral procedure for all people across all participating providers. The coordinated entry process includes assessment, navigation and case conferencing, housing referral with choice, and data collection and communication. The system uses a vulnerability index to prioritize the most at-risk individuals. This approach means that individuals and families who are experiencing homelessness or at-risk of homelessness are identified early, screened, and connected with the most appropriate intervention or best match possible that addresses their immediate needs.

Describe the strengths and gaps of the service delivery system for special needs population and persons experiencing homelessness, including, but not limited to, the services listed above

The City of Fresno works with its partners in the community to collaborate on projects to ensure that individuals and families who are chronically homeless are housed and provided necessary supportive services. The collaborating agencies will coordinate funding and resources to make additional permanent housing beds available for the chronically homeless community. Efforts include increasing outreach to chronically homeless individuals and families, increasing homelessness prevention, increasing permanent supportive housing, and streamlining the assessment and referral process. *Street2Home Fresno County: A Framework for Action* (2018) identifies the following strengths in the service delivery system:

- Since 2011 Fresno has made progress with a 60 percent overall reduction in homelessness.
- While overall homelessness and unsheltered homelessness is up in 2018 compared to 2017, chronic homelessness is down significantly. The decrease is attributed to intentional

strategic and investment decisions to increase the amount of permanent supportive housing and target this resource to this vulnerable and expensive population.²⁵

The primary gaps in the service delivery system for special needs populations are the lack of funding needed to create additional beds and services. There is also a gap in services delivery for difficult-to-place special needs clients. The lack of long-term affordable rental housing in the city and county presents another gap in the service delivery system. *Street2Home Fresno County: A Framework for Action* (2018) identifies the following gaps in the service delivery system:

- While chronic homelessness is down considerably, homelessness overall is trending slightly upwards.
- The rise of unsheltered homelessness is likely due to the rising cost of rent and the severe lack of affordable rental housing in Fresno County.
- Once a person becomes homeless, the housing resources to help them exit homelessness are also very scarce. Current permanent housing options available through the Fresno-Madera Continuum of Care, permanent supportive housing (PSH), and rapid re-housing (RRH) are at capacity.
- Chronic homelessness is projected to rise if no additional permanent supportive housing is added.
- There is a need to preserve existing affordable housing.
- There is a need to align community programs to create a comprehensive crisis response network that provides person-centered and housing-focused service. There is particularly a shortage of residential programs that offer safe temporary shelter and services; generally emergency shelter is highly specialized to a narrowly defined population or program model such that for most single adults there is effectively no access to emergency shelter.
- There is a need to create new low-barrier crisis housing options.
- There is a need to enhance housing placement options and supports.
- There is a need to scale up rapid re-housing.
- There is a need to increase permanent supportive housing.
- There is a need to aggressively expand non-traditional permanent housing options.
- There is a need to design and fund a cross-sector demonstration for people who experience street homelessness and are frequent users.²⁶

²⁵ Fresno Housing Authority and City of Fresno. (2018). *Street2Home Fresno County: A Framework for Action*. Retrieved from:
https://static1.squarespace.com/static/5bce427bab1a620db3827b91/t/5bcf93320d929728e94bafff/1540330305802/Street2HomeReport_v8.pdf

²⁶ Fresno Housing Authority and City of Fresno. (2018). *Street2Home Fresno County: A Framework for Action*. Retrieved from:
https://static1.squarespace.com/static/5bce427bab1a620db3827b91/t/5bcf93320d929728e94bafff/1540330305802/Street2HomeReport_v8.pdf

Provide a summary of the strategy for overcoming gaps in the institutional structure and service delivery system for carrying out a strategy to address priority needs

The City of Fresno will take the following steps to overcome gaps in the institutional delivery structure and service delivery system for persons experiencing homelessness and other special needs populations:

- The City will allocate funding for homelessness prevention, outreach/ emergency shelter, Rapid Rehousing, and Housing Opportunities for Persons with HIV/ AIDS.
- The City will continue to fund housing rehabilitation and affordable housing development.
- The City will continue to provide funding to Community Housing Development Organizations to support the production of affordable housing in Fresno.

SP-45 Goals Summary – 91.215(a)(4)

Goals Summary Information

TABLE 54 – GOALS SUMMARY

Sort Order	Goal Name	Start Year	End Year	Category	Geographic Area	Needs Addressed	Funding	Goal Outcome Indicator
1	Homelessness and the Prevention of Homelessness	2020	2024	Homeless	N/A	Homelessness	ESG: \$2,884,638 HOPWA: \$3,085,201	<ul style="list-style-type: none"> Tenant-Based Rental Assistance/Rapid Rehousing: 900 households assisted Homeless Person Overnight Shelter: 2,500 persons assisted Public service activities for low/moderate-income housing benefit: 180 persons assisted
2	Safe and Affordable Housing	2020	2024	Affordable Housing	N/A	Affordable Housing	CDBG: \$6,911,383 HOME: \$15,570,337	<ul style="list-style-type: none"> Rental Units Constructed / Rehabilitated: 130 household housing units Homeowner Housing Added / Rehabilitated: 270 household housing units
3	Public Infrastructure and Facilities	2020	2024	Non-Housing Community Development Non-Homeless Special Needs	N/A	Public Infrastructure and City-Owned Facilities	CDBG: \$13,850,574	<ul style="list-style-type: none"> Public Facility or Infrastructure Activities other than Low/Moderate Income Housing Benefit: 50,000 persons assisted
4	Community Services	2020	2024	Non-Housing Community Development Non-Homeless Special Needs	N/A	Community Services	CDBG: \$5,509,500	<ul style="list-style-type: none"> Public service activities other than Low/Moderate Income Housing Benefit: 11,300 persons assisted Micro-enterprise assistance: 200 persons assisted

Sort Order	Goal Name	Start Year	End Year	Category	Geographic Area	Needs Addressed	Funding	Goal Outcome Indicator
5	Fair Housing	2020	2024	Other: Fair Housing	N/A	Promote Fair Housing	CDBG: \$250,000	• N/A
6	Compliance	2020	2024	Other: Administration	N/A	Programmatic Compliance	CDBG: \$6,987,640 HOME: \$1,730,038 ESG: \$228,664 HOPWA: \$95,419	• N/A

Goal Descriptions

Goal 1: Homelessness and the Prevention of Homelessness

Provide assistance for the homeless and those at risk of becoming homeless through safe low-barrier shelter options, housing first collaborations, and associated supportive services.

Goal 2: Safe and Affordable Housing

Improve access to affordable housing for low-income and special needs households by partnering with interested developers to increase development of low-income and affordable housing in high opportunity areas, and by promoting the preservation and rehabilitation of existing affordable housing units.

Goal 3: Public Infrastructure and Facilities

Promote quality of life and neighborhood revitalization through improvements to current public infrastructure and facilities, and by closing gaps in areas with aging, lower quality, or nonexistent public infrastructure and facilities.

Goal 4: Community Services

Provide services to low-income and special needs households that develop human capital and improve quality of life.

Goal 5: Fair Housing

Provide services to residents and housing providers to advance fair housing.

Goal 6: Compliance

Plan and administer funding for community development, housing, and homelessness activities with improved transparency, increased community involvement, and full compliance with federal regulations.

Estimate the number of extremely low-income, low-income, and moderate-income families to whom the jurisdiction will provide affordable housing as defined by HOME 91.315(b)(2)

Using HOME, CDBG, and HOPWA funding sources, the City of Fresno will provide affordable housing to extremely low-income, low-income, and moderate-income households through:

- The development of 130 HOME-assisted housing units,
- Assistance to 900 households in accessing affordable housing through tenant-based rental assistance, and
- Housing rehabilitation assistance to 220 households.

SP-50 Public Housing Accessibility and Involvement – 91.215(c)

Need to Increase the Number of Accessible Units (if Required by a Section 504 Voluntary Compliance Agreement)

For affordable housing developments, the requirement is that 5% of the total development units are to be accessible units.

Activities to Increase Resident Involvements

The FH offers a number of activities for residents to increase their involvement in management and set them on the path to homeownership. As identified in its 2020 Annual PHA Plan, the FH conducts a financial literacy course through its Faith and Finance Program. The housing authority has also partnered with Self Help Enterprises to create a homeownership class and financial literacy workshop for residents with higher incomes. FH partners with Habitat for Humanity to help residents achieve homeownership.

Is the public housing agency designated as troubled under 24 CFR part 902?

The FH is designated a “Standard Performer” based on its 2012 score report in the Public Housing Assessment System, with a score of 84 on a 100-point scale.

Plan to remove the ‘troubled’ designation

Not applicable – the Fresno Housing Authority is not designated as “troubled.”

SP-55 Barriers to affordable housing – 91.215(h)

Barriers to Affordable Housing

In the 2019 report, “Evicted in Fresno: Facts for Housing Advocates,” several researchers writing on behalf of the grassroots organization Faith in the Valley found that evictions were an important factor in overall housing instability. Eviction records also posed a major barrier for many residents seeking to obtain housing, particularly quality affordable housing.

The report found that most evictions occurred for various reason, primarily due to late rent. Renters who were one month late with rent or owed one month’s rent plus fees made up 72% of all rent-related evictions. Another 11% of rent-related evictions occurred due to the tenant owing less than one-month’s rent. Other reasons for evictions included domestic disturbances, housing tenants who were not on the lease, owning unauthorized pets, marijuana or other substance use, or without any reason given. Fees associated with court and other potential costs tended to exacerbate the financial hardship for tenants, making the process of finding new housing even more strenuous. Most importantly, evictions remain on an individual’s rental history for 7-years, serving as a major barrier to obtaining quality affordable housing for an extended period of time.

Strategy to Remove or Ameliorate the Barriers to Affordable Housing

The report *Evicted in Fresno: Facts for Housing Advocates* identified “the inadequate supply of decent quality affordable housing” as a causal factor in evictions, explaining that the smaller supply leads to greater demand for affordable units, and that the impact to evicted tenants is much more severe than the impact to landlords who can quickly fill a vacant unit. Policy solutions proposed in the report include the creation of anti-displacement ordinances and the implementation of initiatives identified in the 2015-2023 Housing Element. Additional anti-displacement ordinances in Fresno would fill important gaps left by the state’s Tenant Protection Act, which provides a cap on rent increases to 5% plus inflation, up to twice per year, for residents in a unit longer than 12 months.

SP-60 Homelessness Strategy – 91.215(d)

Reaching out to homeless persons (especially unsheltered persons) and assessing their individual needs

The City of Fresno is an active member of the Fresno Madera Continuum of Care. The goals of this strategic plan align with the goals developed as part of the Continuum of Care’s planning and evaluation processes focused on homelessness in Fresno. Recommendations for outreach and engagement from *Street2Home Fresno County: A Framework for Action (2018)* include:

- Use HMIS as tool for coordinating street outreach to ensure streamlined and non-duplicative access to housing and other resources.
- Use a hotline to screen and refer individuals to MAP Point for in-person services or to the coordinated outreach team for follow up with unsheltered persons who need immediate assistance.
- Create a mechanism to coordinate street outreach. Encourage all outreach teams to participate in HMIS and the BNL (by name list) processes that are hosted by FMCoC and the Veterans Affairs Medical Center (VAMC).

These goals are reflected in the strategic plan goals of this Consolidated Plan. The City funds outreach and related service providers through the Emergency Solutions Grants program. In 2020, the City’s ESG program will receive funds to support street outreach.

Addressing the emergency and transitional housing needs of homeless persons

Recommendations for addressing emergency and transitional housing needs of persons experiencing homelessness included in *Street2Home Fresno County: A Framework for Action (2018)* include:

- Create new low-barrier crisis housing options, including bridge housing, engagement centers, navigation centers, and safe havens. Specifically, invest in small 24/7 low-barrier residential programs (30–75 people daily) in diverse locations.
- Provide adequate ongoing operating and services funding for the crisis housing option to ensure that the program is high-quality, effective, and cost-efficient.

- Choose sites that are convenient to public transportation. Don't over-concentrate crisis housing options in one neighborhood.
- Consider creative reuse of existing structures, even if only available for a transitional basis (e.g. 2–5 years).

These goals are reflected in the strategic plan goals of this Consolidated Plan. The City funds emergency and transitional housing and related service providers through the CDBG and Emergency Solutions Grants program. In 2020, the City's ESG program will receive funds to support emergency shelter and transitional housing (TBD).

Helping homeless persons (especially chronically homeless individuals and families, families with children, veterans and their families, and unaccompanied youth) make the transition to permanent housing and independent living, including shortening the period of time that individuals and families experience homelessness, facilitating access for homeless individuals and families to affordable housing units, and preventing individuals and families who were recently homeless from becoming homeless again.

The City of Fresno and the Fresno Madera Continuum of Care support a Housing First model that prioritizes permanent housing and offers case management and other support services.

Recommendations for addressing emergency and transitional housing needs of persons experiencing homelessness included in *Street2Home Fresno County: A Framework for Action (2018)* include:

- Increase permanent supportive housing
 - Deploy housing vouchers with services for chronically homeless individuals and families
 - Preserve affordable housing and set aside a portion of the units for PSH
 - Build new PSH using Low Income Housing Tax Credit (LIHTC) and other affordable rental housing development tools
- Aggressively expand non-traditional permanent housing options
 - Improve and expand independent living—privately owned homes or complexes that provide housing for adults with mental illness and other disabling health conditions
 - Develop worker dormitories/bunk houses for employed individuals.
 - Develop shared housing options, including using written agreements to formalize the co-residence of two or more families within the same housing unit where each family contributes to the household's finances using their own income or benefits.
- Scale up rapid rehousing to connect families and individuals experiencing homelessness to permanent housing through a tailored package of assistance that may include the use of time-limited financial assistance and targeted supportive services.

- Ensure sufficient investment in housing resources to avoid bottleneck in crisis housing options. These include housing relocation and landlord mitigation funds, rapid re-housing, permanent supportive housing and other housing options.
- Recruit landlords to participate in a centralized listing process by making currently vacant units available to individuals and families in search of housing.
- Create a risk mitigation fund to cover costs due to excessive damage done to a unit beyond what the security deposit will pay.

Over the next five years, the City will continue to support homeless service providers, funders, and stakeholders who recognize the need to shift focus and resources to long-term, permanent housing in order to end homelessness. The City will fund organizations that provide rapid rehousing, case management, and housing navigation services to assist homeless individuals and families, including those staying in emergency shelter, make the transition to permanent housing and prevent returns to homelessness.

In 2020, the City will fund organizations that provide rapid rehousing, case management, and other supportive services for people transitioning from homelessness to permanent housing. The City will also work to increase the availability of affordable housing in Fresno by using CDBG funds for home rehabilitation and to support the development of new affordable rental housing.

Help low-income individuals and families avoid becoming homeless, especially extremely low-income individuals and families who are likely to become homeless after being discharged from a publicly funded institution or system of care, or who are receiving assistance from public and private agencies that address housing, health, social services, employment, education or youth needs.

Housing and service providers in Fresno work together to prevent homelessness in populations who are vulnerable to or at risk of homelessness. These groups include extremely low-income individuals and families, people discharged from institutions, and those receiving assistance from agencies addressing a variety of needs, such as housing, health, social services, education or youth needs.

Recommendations for helping low-income individuals and families avoid becoming homeless included in *Street2Home Fresno County: A Framework for Action (2018)* include:

- Scale up diversion and make consistent across community. For households that are screened as currently homeless or at imminent risk, a diversion consultation should be offered.

These goals are reflected in the strategic plan goals of this Consolidated Plan. The City funds homelessness prevention through Emergency Solutions Grants and HOPWA programs. In 2020, the City's ESG program will receive funds to support homelessness prevention. The HOPWA program will fund a variety of homelessness prevention programs, including supportive services, housing information and referral services, tenant-based rental assistance, and short-term rent, mortgage, and utility assistance.

SP-65 Lead based paint Hazards – 91.215(i)

Actions to address LBP hazards and increase access to housing without LBP hazards

The City of Fresno follows HUD’s Lead Safe Housing Rule requirements in all of its federally funded affordable housing development activities. The City also participates in community education to increase awareness of the potential danger of children’s exposure to lead; home environmental screenings; public health nurse case management; and monitoring child health providers to ensure lead testing in high risk children through Fresno County’s Childhood Lead Poisoning Prevention program.

How are the actions listed above related to the extent of lead poisoning and hazards?

Following the Lead Safe Housing Rule requirements in federally funded housing activities reduces risk of lead poisoning and hazards. The Lead Safe Housing Rule is designed to reduce hazards relating to lead-based paint in housing, which include irreversible health effects, brain and nervous system damage, reduced intelligence, and learning disabilities. Children, pregnant women, and workers are most at risk of experiencing negative health effects resulting from exposure to lead-based paint hazards. More than 20 million homes built before 1978 contain lead-based paint hazards. For these reasons, it is vital that the City of Fresno reduce lead-based paint hazards in all federally funded housing activities.

How are the actions listed above integrated into housing policies and procedures?

The City of Fresno integrates Lead Safe Housing Rule requirements into housing policies and procedures by participating in the County’s Childhood Lead Poisoning Prevention program, as described above, and following HUD’s Lead Safe Housing Rule requirements in all of the City’s federally-funded affordable housing development activities.

SP-70 Anti-Poverty Strategy – 91.215(j)

Jurisdiction Goals, Programs and Policies for reducing the number of Poverty-Level Families

According to the 2013-2017 American Community Survey 5-year estimates, the city of Fresno’s poverty rate is estimated at 28.4 percent, above the statewide poverty rate of 15.1 percent. The city’s poverty rate has increased slightly since the 2008-2012 5-year estimates, which estimated poverty in the city at 27.5 percent.

The City of Fresno General Plan (2015-2023), Street2Home Fresno County (2018), the City of Fresno Comprehensive Economic Development Strategy (2015-2020), and other local and regional plans detail goals for reducing poverty in the city of Fresno and the county, including:

Economic and Workforce Development

- Upgrade and expand the capacity for skill training and development in Fresno in order to have a workforce that is compatible with current labor demands and commensurate with the economic growth trends of Fresno County and the industrial diversification of the economy that Fresno City and Fresno County are striving to attract to the area.
- Stabilize and enhance the business and economic environment of the overall area of the City of Fresno. Activities should be designed and pursued that will help the City attract more industrial diversification and become a greater participant in the regional economic sector while maintaining the viability of the existing retail, commercial and distribution entities.
- Provide assistance to existing local businesses, through supporting area revitalization initiatives of existing commercial retail centers, where needed, and improving the access to and availability of capital and credit for local businesses.
- Promote labor support programs which enhance the quality of the target area's labor force and assist them in obtaining new employment opportunities.

Housing and Homelessness

- Preserve affordable housing options.
- Create new, low-barrier crisis housing options.
- Scale up rapid rehousing.
- Increase permanent supportive housing.
- Aggressively expand non-traditional permanent housing options.
- Align community programs to create a comprehensive crisis response network that provides person-centered and housing-focused service.
- Emphasize the opportunity for a diversity of districts, neighborhoods and housing types.
- Provide adequate sites for housing development to accommodate a range of housing by type, size, location, price, and tenure.
- Assist in the development of adequate housing to meet the needs of extremely low-, very low-, low-, and moderate-income households.
- Address, and where possible, remove any potential governmental constraints to housing production and affordability.
- Conserve and improve the condition of Fresno's existing housing stock.
- Continue to promote equal housing opportunity in the City's housing market regardless of age, disability/medical condition, race, sex, marital status, ethnic background, source of income, and other factors.

How are the Jurisdiction's poverty reducing goals, programs, and policies coordinated with this affordable housing plan

The affordable housing, workforce development, and homelessness programs detailed in this plan aim to support the achievement of the housing and economic development goals in Fresno. To combat poverty and reduce the number of poverty-level families, the City has devoted resources to public service programs, including supporting individuals and families in poverty

through workforce development, job training, and employment referral. Workforce Connection also provides support in all aspects of employment, including basic career services, career guidance, skill level evaluations, educational and training opportunities, job readiness workshops, training, and supportive services. This Plan continues to identify assisting persons living in poverty as a goal for the CDBG program. The City will continue to fund services to assist individuals in obtaining housing, employment, and other needs.

In addition to economic development programs, many homelessness programs and homeless service providers also address expanded employment opportunities as an avenue for combating poverty. The Fresno Economic Opportunities Commission, for example, offers vocational training, counseling, and job placement services. Programs aimed at educating youth, young adults, and adults also combat poverty by developing skills that will allow residents to secure better jobs at higher wages. This plan also calls for continued support for case management services that connect individuals with employment opportunities while also supporting individuals in meeting other needs, such as housing and supportive services.

SP-80 Monitoring – 91.230

Describe the standards and procedures that the jurisdiction will use to monitor activities carried out in furtherance of the plan and will use to ensure long-term compliance with requirements of the programs involved, including minority business outreach and the comprehensive planning requirements

Monitoring Plan

The City of Fresno has established a monitoring system to ensure that federal regulations, local policies and program guidelines are met. The monitoring system encompasses both entitlement program monitoring and project monitoring. The City of Fresno's Monitoring Plan for the Consolidated Plan and each annual Action Plan was established to meet three primary goals:

1. Ensure that all activities and initiatives funded, in part or in whole, with HUD funds are consistent with the approved Consolidated Plan.
2. Ensure that all projects and or programs funded are implemented by a competent subrecipient and administered in a timely and financially prudent manner; and that all funds expended are in compliance with federal regulations.
3. Ensure that all activities funded are evaluated and monitored regularly, and that performance is assessed and reported.

Entitlement Program Monitoring

Each entitlement program has specific monitoring requirements such as timely use of funds, commitment requirements, and uniform administrative requirements that must be met. The City of Fresno tracks these activities throughout the fiscal year.

Project/Activity Monitoring and Administration

City of Fresno Staff will determine that the national objective, activity eligibility and appropriate regulatory requirements to monitor the activity/project are established. Monitoring activities include, but are not limited to, compliance with national objectives, labor standards, financial management, and environmental assessments. Staff conducts desk monitoring of drawdown requests quarterly. Site monitoring of financial documents and activities occur at least once during the program year. Agencies that are new to receiving grant funds are monitored more frequently, generally two to three times during the program year.

Site visits of the activity/project funded are conducted once a year. However, rehabilitation and construction projects are monitored by Project Managers, Housing Specialists and a labor standards review throughout the construction period and the affordability terms.

Minority Business Outreach (MBE/WBE)

The City of Fresno has established a Disadvantaged Business Enterprise (MBE) Program in accordance with the regulations of the U.S Department of Housing and Urban Development (HUD). The City of Fresno in the past has received federal financial assistance from HUD and as a condition of receiving this future/ongoing assistance, the City of Fresno has signed an assurance that it will comply with 24 CFR Subtitle A, Part 85, Subpart C, §85.36.

It is the policy and commitment of the City of Fresno to ensure that MBEs as defined in part 24, have an equal opportunity to receive and participate in HUD-assisted contracts. It is also our policy:

1. To ensure nondiscrimination in the award and administration of HUD-assisted contracts;
2. To create a level playing field on which MBEs can compete fairly for contracts and subcontracts relating to construction, professional services, supplies, equipment, materials and other services for HUD-assisted contracts;
3. To ensure that the MBE Program is narrowly tailored in accordance with applicable law;
4. To ensure that only firms that meet 24 CFR Subtitle A, Part 85, Subpart C, §85.36 eligibility standards are permitted to participate as MBEs;
5. To help remove barriers to the participation of MBEs in HUD-assisted contracts;
6. To assist the development of firms that can compete successfully in the marketplace outside the MBE Program; and
7. To outreach to local firms and encourage certification and participation in the MBE Program.

EXPECTED RESOURCES

AP-15 Expected Resources – 91.220(c)(1,2)

Introduction

Table 55 shows the City's anticipated grant funding for the 2020 program year, along with an estimate of anticipated grant funding for the remaining years covered by this Consolidated Plan. The estimates for CDBG, HOME, ESG, and HOPWA assume level funding over the five years of the Consolidated Plan period at 100% of the 2020 allocation amounts.

Anticipated Resources

TABLE 55 - EXPECTED RESOURCES – PRIORITY TABLE

Program	Source of Funds	Uses of Funds	Expected Amount Available Year 1			Expected Amount Available Remainder of ConPlan	Narrative Description	
			Annual Allocation: \$	Program Income: \$	Prior Year Resources: \$			Total: \$
CDBG	Public - Federal	<ul style="list-style-type: none"> • Housing Rehabilitation • Senior Paint Program • Economic Development • Housing • Street and Sidewalk Improvements • Public Services • Nonprofit facilities • Park Improvements • Programmatic Compliance • Fair Housing Education and Assistance 	\$7,112,639	\$125,000	\$12,679	\$7,250,318	\$28,950,556	Anticipated funding will include Entitlement grant funds, program income, and prior year resources.

Program	Source of Funds	Uses of Funds	Expected Amount Available Year 1				Expected Amount Available Remainder of ConPlan \$	Narrative Description
			Annual Allocation: \$	Program Income: \$	Prior Year Resources: \$	Total: \$		
HOME	Public - Federal	<ul style="list-style-type: none"> • Affordable Housing Development or Rehabilitation • CHDO Set Aside • Tenant-Based Rental Assistance • HOME Program Administration 	\$3,255,075	\$205,000	\$0	\$3,460,075	\$13,840,299	Anticipated funding will include Entitlement grant funds and program income.
ESG	Public - Federal	<ul style="list-style-type: none"> • Homeless Management Info System • Homeless Prevention • Outreach/ Emergency Shelter • Rapid Rehousing • Homeless Programs Administration 	\$610,018	N/A	\$63,212	\$673,230	\$2,440,072	Anticipated funding will include Entitlement grant funds and prior year resources.
HOPWA	Public - Federal	<ul style="list-style-type: none"> • STRMU • Short Term or Transitional Housing Facilities • TBRA 	\$636,124	N/A	\$0	\$636,124	\$2,544,496	Anticipated funding consists of Entitlement grant funds.

Explain how federal funds will leverage those additional resources (private, state and local funds), including a description of how matching requirements will be satisfied

Leverage, in the context of entitlement funding, means bringing in other local, state, federal, and private-sector financial resources to maximize the reach and impact of the City's HUD funded programs. Like many other federal agencies, HUD encourages its grant recipients to strategically leverage additional funds in order to achieve greater results. Leverage is also a way to increase project efficiencies and benefit from economies of scale that often come with combining sources of funding for similar or expanded scopes.

In addition to the entitlement dollars listed in Table 55, the federal government has several other funding programs for community development and affordable housing activities. These include: Fair Housing Initiatives Program; Lead Based Paint; Choice Neighborhoods; the Supportive Housing Program; Section 202, Section 811; Youthbuild; the Housing Choice Voucher Program; the Affordable Housing Program (AHP) through the Federal Home Loan Bank, and others. It should be noted that in most cases the City would not be the applicant for these funding sources as many of these programs offer assistance to affordable housing developers and nonprofits rather than local jurisdictions.

In California, the Department of Housing and Community Development (HCD) and the California Housing Finance Agency (CalHFA) administer a variety of statewide public affordable housing programs that offer assistance to nonprofit affordable housing developers. Examples of HCD's programs include the Multifamily Housing Program (MHP), Affordable Housing Innovation Fund (AHIF), Building Equity and Growth in Neighborhoods Program (BEGIN), and CalHOME. Many HCD programs have historically been funded by one-time State bond issuances and, as such, are subject to limited availability of funding. CalHFA offers multiple mortgage loan programs, down payment assistance programs, and funding for the construction, acquisition, and rehabilitation of affordable ownership units.

The National Housing Trust Fund (HTF) is a new affordable housing production program that will complement existing federal, state and local efforts to increase and preserve the supply of decent, safe, and sanitary affordable housing for extremely low- and very low-income households, including homeless families.²⁷ States and state-designated entities are eligible grantees for the HTF. HUD will allocate HTF funds by formula annually. A state must use at least 80 percent of each annual grant for rental housing; up to 10 percent for homeownership; and up to 10 percent for the grantee's reasonable administrative and planning costs.

The State also administers the federal Low Income Housing Tax Credits program, a widely used financing source for affordable housing projects. As with the other federal grant programs discussed above, the City of Fresno would not apply for these funding sources. Rather, local affordable housing developers could apply for funding through these programs for particular developments in the City.

²⁷ HUD Exchange. "Housing Trust Fund." <https://www.hudexchange.info/htf>

Over the Consolidated Plan cycle, there are several specific sources of additional funding, particularly related to homelessness, already identified and planned for use within the greater Fresno community. These sources include:

- HUD funding to the Fresno-Madera Continuum of Care estimated at \$10.7 million per year based on 2018 figures (estimate is based on 46% of the CoC's total award representing the City's share of the Fresno and Madera County populations);
- CalHome funding of \$2 million for mobile home rehabilitation;
- Homeless Housing, Assistance, and Prevention Program (HHAPP) funding through a one-time state bond issue (\$6.15 million for the City of Fresno and \$2.95 million for the Fresno-Madera CoC).

As a recipient of HOME and ESG funding, the City is required to generate matching funds. For the HOME Program, the City is required to match twenty-five percent of all project expenditures. In recent years, and for PY 2020, HUD has waived the City's HOME match requirement based on fiscal distress criteria. In PY 2020, the City will continue to seek HOME match funds to contribute to future year match liabilities. Examples of matching funds under the HOME Program include private financing and interest subsidies from homebuyer and residential rehabilitation programs.

ESG requires a 100% match of program funds. The City passes this matching requirement on to the service providers receiving ESG funds. ESG providers meet this requirement through the use of private donations, state grants, and/or volunteer hours. The City may also provide general funds to service providers in order to meet match requirements.

If appropriate, describe publicly owned land or property located within the jurisdiction that may be used to address the needs identified in the plan

The City maintains a list of vacant city-owned real estate parcels that could potentially be used for opportunities arising in connection with needs identified in this plan. The current list consists of 176 parcels. Of those, 150 (approximately 204 total acres) are located south of Shields Avenue and 7 (totaling 18 acres) are within what the City terms "High Opportunity Areas". City staff are currently assessing the list of vacant parcels against the priorities and objectives of the draft strategic plan and will provide additional information on anticipated use of any of these city-owned properties in the final report.

ANNUAL GOALS AND OBJECTIVES

AP-20 Annual Goals and Objectives

Goals Summary Information

TABLE 56 – GOALS SUMMARY

Sort Order	Goal Name	Start Year	End Year	Category	Geographic Area	Needs Addressed	Funding	Goal Outcome Indicator
1	Homelessness and the Prevention of Homelessness	2020	2024	Homeless	Citywide	Homelessness	ESG: \$627,571 HOPWA: \$617,040	<ul style="list-style-type: none"> • Tenant-Based Rental Assistance/Rapid Rehousing: 180 households assisted • Homeless Person Overnight Shelter: 500 persons assisted • Public service activities for low/moderate-income housing benefit: 36 persons assisted
2	Safe and Affordable Housing	2020	2024	Affordable Housing	Citywide	Affordable Housing	CDBG: \$1,378,408 HOME: \$3,114,068	<ul style="list-style-type: none"> • Rental Units Constructed / Rehabilitated: 26 household housing units • Homeowner Housing Added / Rehabilitated: 54 household housing units
3	Public Infrastructure and Facilities	2020	2024	Non-Housing Community Development Non-Homeless Special Needs	Citywide	Public Infrastructure and City-Owned Facilities	CDBG: \$3,095,105	<ul style="list-style-type: none"> • Public Facility or Infrastructure Activities other than Low/Moderate Income Housing Benefit: 10,000 persons assisted

Sort Order	Goal Name	Start Year	End Year	Category	Geographic Area	Needs Addressed	Funding	Goal Outcome Indicator
4	Community Services	2020	2024	Non-Housing Community Development Non-Homeless Special Needs	Citywide	Community Services	CDBG: \$1,101,900	<ul style="list-style-type: none"> Public service activities other than Low/Moderate Income Housing Benefit: 2,260 Micro-enterprise assistance: 40 persons assisted
5	Fair Housing	2020	2024	Other: Fair Housing	Citywide	Promote Fair Housing	CDBG: \$50,000	<ul style="list-style-type: none"> N/A
6	Compliance	2020	2024	Other: Administration	Citywide	Programmatic Compliance	CDBG: \$1,397,529 HOME: \$346,008 ESG: \$45,659 HOPWA: \$19,084	<ul style="list-style-type: none"> N/A

Goal Descriptions

Goal 1: Homelessness and the Prevention of Homelessness

Provide assistance for the homeless and those at risk of becoming homeless through safe low-barrier shelter options, housing first collaborations, and associated supportive services.

Goal 2: Safe and Affordable Housing

Improve access to affordable housing for low-income and special needs households by partnering with interested developers to increase development of low-income and affordable housing in high opportunity areas, and by promoting the preservation and rehabilitation of existing affordable housing units.

Goal 3: Public Infrastructure and Facilities

Promote quality of life and neighborhood revitalization through improvements to current public infrastructure and facilities, and by closing gaps in areas with aging, lower quality, or nonexistent public infrastructure and facilities.

Goal 4: Community Services

Provide services to low-income and special needs households that develop human capital and improve quality of life.

Goal 5: Fair Housing

Provide services to residents and housing providers to advance fair housing.

Goal 6: Compliance

Plan and administer funding for community development, housing, and homelessness activities with improved transparency, increased community involvement, and full compliance with federal regulations.

PROJECTS

AP-35 Projects – 91.220(d)

Introduction

The City of Fresno expects to implement activities under 18 different projects over the 2020 program year toward addressing priority needs. These projects include rehabilitation and development of affordable housing; the delivery of services to residents, particularly to students and seniors; assistance to people experiencing homelessness; support to households in danger of becoming homeless; improvements to parks, sidewalks, and other public facilities; and funding for fair housing activities. These projects are identified in the table below, with additional detail provided in AP-38.

Projects

TABLE 57 – PROJECT INFORMATION

#	Project Name
1	Housing Rehabilitation
2	Housing Rehabilitation Program Delivery
3	Senior Paint Program
4	Affordable Housing Development or Rehabilitation
5	Community Housing Development Organization Set-Aside
6	Tenant-Based Rental Assistance
7	Non-Profit Public Services
8	PARCS After School Program
9	PARCS Senior Hot Meals Program
10	Emergency Solutions Grant (ESG)
11	Housing Opportunities for Persons with HIV/AIDS
12	Neighborhood Street and Sidewalk Improvements
13	CDBG Program Administration and Planning
14	HOME Program Administration
15	Housing Opportunities for Persons with HIV/AIDS Program Administration
16	Fair Housing
17	Section 108 Repayment
18	Micro-Enterprise Assistance

Describe the reasons for allocation priorities and any obstacles to addressing underserved needs

The City's allocation priorities reflect its focus on highest-priority needs identified through data analysis, extensive community engagement, public survey results, consultation with stakeholders, and reviews of other plans and studies developed for Fresno and its region. The key strategic priorities that emerged from the Consolidated Plan process and that these projects are designed to address are listed below:

Homelessness

The 500 respondents to the Fresno Housing and Community Needs Survey ranked the City's homelessness needs above all other types of needs surveyed. Additionally, public meeting participants frequently discussed needs related to homelessness. These included needs for more low-barrier shelter space, case management for people experiencing homelessness, job and skills training, drug/alcohol counseling, and shelters for LGBTQ people that are not coupled to requirements for religious participation.

Affordable Housing

More than one in three Fresno households (36%) is cost burdened, spending more than 30% of its income on housing expenses; nearly a quarter of the city's households (22%) spend more than 50%. Cost burdening is particularly pervasive among renters, who make up more 75% of the city's cost burdened households. Compounding the housing affordability issue is the fact that housing prices have increased far more steeply than household income, meaning that a housing supply that meets all of Fresno's affordability needs today will be insufficient to do so in the future. Public meeting participants and stakeholders interviewed as part of the development of the Consolidated Plan identified a wide variety of needs related to housing affordability in Fresno. For many, the issue was primarily related to expanding the supply and improving the quality of rental housing. Other needs identified in public meeting breakout groups and ranked highly by survey respondents included energy efficiency improvements, rental assistance, homebuyer assistance, and housing for specific subpopulations (large families, seniors, people with disabilities).

Public Infrastructure

Other than homelessness-related needs, street, road, and sidewalk improvements were ranked more highly than any other needs queried in the public survey.

Public Facilities

In public meetings and through the Community Need Scorecard exercise, meeting participants tended to rank parks, gymnasiums, outdoor recreation space, and youth centers among the highest priorities. The priority is also supported by survey results, where these types of city-owned facilities were given priority just behind street, road, and sidewalk improvements.

Community Services

Stakeholders and public meeting participants, including groups of seniors and teens, were instrumental in identifying these high-priority community services needs. The Community Need Scorecard exercise used in public meeting settings generally shows these types of needs as lower priority than those related to homelessness and affordable housing, yet many of the activity types included in the description of this priority were nonetheless ranked highly by survey respondents.

The top five public services needs ranked by survey respondents included drug abuse and crime prevention, child abuse prevention, afterschool services, employment training, and neighborhood deterioration. These needs were frequently named in public meeting settings as well.

Fair Housing

Survey responses reveal a gap in the community's understanding of fair housing and a need for greater education and enforcement around this subject. While 64% of respondents reported knowing their fair housing rights, fewer than half (45%) knew where to file a complaint of housing discrimination. Further, 20% of respondents (91 individuals) said they had experienced some form of housing discrimination since living in Fresno, with more than four in five of those instances going unreported. Stakeholder interviews further support this priority and particularly indicate wrongful evictions as a fair housing issue to be addressed.

Programmatic Compliance

These are necessary administrative costs associated with ensuring effective coordination and delivery of services to Fresno residents. The City of Fresno is committed to ensuring compliance with federal regulations.

The City does not anticipate any obstacles to completing the projects it has identified for the 2020 program year.

AP-38 Project Summary

Project Summary Information

1	Project Name	Housing Rehabilitation
	Target Area	Citywide
	Goals Supported	Safe and Affordable Housing
	Needs Addressed	Affordable Housing
	Funding	CDBG: \$1,028,408
	Description	Address the home repair, building systems, and housing rehabilitation needs of low-income homeowners.
	Target Date	06/30/2021
	Estimate the number and type of persons that will benefit from the proposed activity	39 low-income units
	Location Description	Available to income eligible homeowners throughout the City.
	Planned Activities	TBD

2	Project Name	Housing Rehabilitation Program Delivery
	Target Area	Citywide
	Goals Supported	Safe and Affordable Housing
	Needs Addressed	Affordable Housing
	Funding	CDBG: \$200,000
	Description	CDBG funds will pay for the delivery costs associated with housing rehabilitation targeted to income-eligible households
	Target Date	06/30/2021
	Estimate the number and type of persons that will benefit from the proposed activity	N/A
	Location Description	2600 Fresno Street, Room 3065, Fresno CA 93721
	Planned Activities	TBD

3	Project Name	Senior Paint Program
	Target Area	Citywide
	Goals Supported	Safe and Affordable Housing
	Needs Addressed	Affordable Housing
	Funding	CDBG: \$150,000
	Description	CDBG funds will pay for a licensed lead-certified painting contractor to paint the exterior of the home and may include minor repairs, (i.e., screens, broken window panes, loose or damaged gutters, etc.) provided there are enough funds available after deducting the cost of the paint project. This program serves low-income seniors (62 years of age or older) who own and occupy their homes.
	Target Date	06/30/2021
	Estimate the number and type of persons that will benefit from the proposed activity	15 low mod income senior households
	Location Description	2600 Fresno Street, Room 2065, Fresno CA 93721
	Planned Activities	TBD

4	Project Name	Affordable Housing Development or Rehabilitation
	Target Area	Citywide
	Goals Supported	Safe and Affordable Housing
	Needs Addressed	Affordable Housing
	Funding	HOME: \$1,914,018
	Description	HOME funds will be loaned to local affordable housing developers to finance the development or rehabilitation of rental housing projects affordable to low-income households
	Target Date	06/30/2023
	Estimate the number and type of persons that will benefit from the proposed activity	24 new housing units
	Location Description	TBD
	Planned Activities	Development/Rehabilitation of Rental Housing

5	Project Name	Community Housing Development Organization Set-Aside
	Target Area	Citywide
	Goals Supported	Safe and Affordable Housing
	Needs Addressed	Affordable Housing
	Funding	HOME: \$488,261
	Description	HOME funds will be loaned to a qualified Community Housing Development Organization (CHDO) to finance the development of housing affordable to low-income households. Developments may be either rental or homebuyer.
	Target Date	06/30/2023
	Estimate the number and type of persons that will benefit from the proposed activity	2 new single-family housing units
	Location Description	TBD
	Planned Activities	Rental Housing Development or Homebuyer Housing Development

6	Project Name	Tenant-Based Rental Assistance
	Target Area	Citywide
	Goals Supported	Safe and Affordable Housing
	Needs Addressed	Affordable Housing
	Funding	HOME: \$711,789
	Description	HOME funds will be used to subsidize private market units for homeless and low-income households to increase affordability.
	Target Date	06/30/2021
	Estimate the number and type of persons that will benefit from the proposed activity	65 low-income households
	Location Description	Citywide
	Planned Activities	Tenant-Based Rental Assistance

7	Project Name	Non-Profit Public Services
	Target Area	Citywide
	Goals Supported	Community Services
	Needs Addressed	Community Services
	Funding	CDBG: \$161,000
	Description	CDBG funds will be provided to local non-profits to support programs that serve predominantly low and moderate income clientele.
	Target Date	06/30/2021
	Estimate the number and type of persons that will benefit from the proposed activity	560 persons
	Location Description	TBD
	Planned Activities	TBD

8	Project Name	PARCS After School Program
	Target Area	Citywide
	Goals Supported	Community Services
	Needs Addressed	Community Services
	Funding	CDBG: \$718,100
	Description	Programs after school on weekdays and Saturday programming for targeted neighborhood community centers to provide enrichment activities, homework assistance, career development, socialization, crime & drug prevention, and meal supplements for low and very low-income youth
	Target Date	06/30/2021
	Estimate the number and type of persons that will benefit from the proposed activity	700 youth
	Location Description	<p>Various community centers in low/mod income areas</p> <ol style="list-style-type: none"> 1. Dickey Youth Development Center 2. Einstein Neighborhood Center 3. Fink White Neighborhood Center 4. Frank H. Ball Neighborhood Center 5. Holmes Neighborhood Center 6. Lafayette Neighborhood Center 7. Maxie L Parks Community Center 8. Quigley Neighborhood Center 9. Romain Community Center 10. Ted C. Wills Community Center
	Planned Activities	<p>05D: Youth Services – 24 CFR 570.201(e) LMC: Limited Clientele – 24 CFR 570.208(a)(2) using Nature/Location Presumption</p>

9	Project Name	PARCS Senior Hot Meal Program
	Target Area	Citywide
	Goals Supported	Community Services
	Needs Addressed	Community Services
	Funding	CDBG: \$187,800
	Description	Weekday enrichment programming for limited clientele in targeted neighborhood community centers; compliments senior meal activity.
	Target Date	06/30/2021
	Estimate the number and type of persons that will benefit from the proposed activity	1,000 seniors
	Location Description	<p>Various locations include:</p> <ol style="list-style-type: none"> 1. Lafayette Neighborhood Center 2. Mary Ella Brown Community Center 3. Mosqueda Community Center 4. Pinedale Community Center 5. Senior Citizens Village 6. Ted C. Wills Community Center 7. Inspiration Park
	Planned Activities	<p>05C: Senior Services – 24 CFR 570.201(e) LMC: Limited Clientele – 24 CFR 570.208(a)(2) – Presumed Benefit</p>

10	Project Name	Emergency Solutions Grant (ESG)
	Target Area	Citywide
	Goals Supported	Homelessness and the Prevention of Homelessness
	Needs Addressed	Homelessness
	Funding	ESG: \$673,230
	Description	ESG funds will be used to provide homeless prevention services, shelter assistance to homeless and persons at risk of homelessness, to provide rapid rehousing services to homeless and persons at risk of homelessness, and to administer the grant program.
	Target Date	06/30/2021
	Estimate the number and type of persons that will benefit from the proposed activity	10 Units of homeless prevention 480 persons provided overnight shelter 95 units of rapid rehousing
	Location Description	TBD
	Planned Activities	TBD

11	Project Name	Housing Opportunities for Persons with HIV/AIDS
	Target Area	Citywide
	Goals Supported	Homelessness and the Prevention of Homelessness
	Needs Addressed	Homelessness
	Funding	HOPWA: \$617,040
	Description	HOPWA funds will be used to provide housing assistance and housing-related supportive services for persons living with AIDS/HIV and their families. HOPWA funds will be used for supportive services, housing information and referral services, tenant-based rental assistance, short-term rent, mortgage, and utility assistance.
	Target Date	06/30/2021
	Estimate the number and type of persons that will benefit from the proposed activity	66 persons (20 persons/households assisted with TBRA, 20 persons with housing in a short-term facility, and 26 persons/households with STRMU)
	Location Description	TBD
	Planned Activities	TBD

12	Project Name	Neighborhood Street and Sidewalk Improvements
	Target Area	Citywide
	Goals Supported	Public Infrastructure and Facilities
	Needs Addressed	Public Infrastructure and City-Owned Facilities
	Funding	CDBG: \$3,095,105
	Description	<ol style="list-style-type: none"> 1. Yosemite Middle School Complete Streets (year one of multi-year project) 2. Highway City Neighborhood Street Reconstruction (year one of multi-year project) 3. West Fresno Elementary & MLK Neighborhood Street Improvements (year one of multi-year project) 4. Burroughs Elementary Neighborhood Street Reconstruction 5. Ericson Elementary Neighborhood Street Reconstruction (year one of multi-year project)
	Target Date	06/30/2021
	Estimate the number and type of persons that will benefit from the proposed activity	10,000 persons residing in selected residential service areas
	Location Description	Proposed areas are listed in the description section
	Planned Activities	TBD

13	Project Name	CDBG Program Administration and Planning
	Target Area	Citywide
	Goals Supported	Compliance
	Needs Addressed	Programmatic Compliance
	Funding	CDBG: \$1,397,529
	Description	Grant Monitoring and Administration, Historic Preservation, Environmental Assessments
	Target Date	06/30/2021
	Estimate the number and type of persons that will benefit from the proposed activity	N/A
	Location Description	2600 Fresno Street, Fresno CA 93721
	Planned Activities	Objective not applicable 21A: General Administration – 24 CFR 570.206 NA: National

14	Project Name	HOME Program Administration
	Target Area	Citywide
	Goals Supported	Compliance
	Needs Addressed	Programmatic Compliance
	Funding	HOME: \$346,008
	Description	Grant Monitoring and Administration
	Target Date	06/30/2021
	Estimate the number and type of persons that will benefit from the proposed activity	Not applicable
	Location Description	2600 Fresno Street, Fresno CA 93721
	Planned Activities	General Administration and Oversight of the Program and HOME-Funded Projects

15	Project Name	Housing Opportunities for Persons with HIV/AIDS Program Administration
	Target Area	Citywide
	Goals Supported	Compliance
	Needs Addressed	Programmatic Compliance
	Funding	HOPWA: \$19,084
	Description	HOPWA funds will be used for administrative and compliance oversight activities associated with HOPWA funded projects.
	Target Date	06/30/2021
	Estimate the number and type of persons that will benefit from the proposed activity	Not applicable
	Location Description	2600 Fresno Street, Fresno CA 93721
	Planned Activities	Grant administration and oversight

16	Project Name	Fair Housing
	Target Area	Citywide
	Goals Supported	Fair Housing
	Needs Addressed	Promote Fair Housing
	Funding	CDBG: \$50,000
	Description	CDBG funds will be used to support fair housing outreach and education to ensure fair housing opportunities
	Target Date	06/30/2021
	Estimate the number and type of persons that will benefit from the proposed activity	TBD
	Location Description	TBD
	Planned Activities	TBD

17	Project Name	Section 108 Loan Repayment
	Target Area	Citywide
	Goals Supported	N/A
	Needs Addressed	N/A
	Funding	CDBG: \$227,376
	Description	CDBG funds will be used to pay Section 108 debt service
	Target Date	06/30/2021
	Estimate the number and type of persons that will benefit from the proposed activity	TBD
	Location Description	2600 Fresno Street, Fresno CA
	Planned Activities	TBD

18	Project Name	Micro-Enterprise Assistance
	Target Area	Citywide
	Goals Supported	Community Services
	Needs Addressed	Community Services
	Funding	CDBG: \$35,000
	Description	TBD
	Target Date	06/30/2021
	Estimate the number and type of persons that will benefit from the proposed activity	40 persons assisted
	Location Description	TBD
	Planned Activities	TBD

AP-50 Geographic Distribution – 91.220(f)

Description of the geographic areas of the entitlement (including areas of low-income and minority concentration) where assistance will be directed

The Consolidated Plan generally allocates CDBG, HOME, and ESG dollars according to low-and moderate-income (LMI) census tracts without specification of target areas. The City’s LMI areas include much of south Fresno as well as neighborhoods such as El Dorado Park, Herndon Town, Highway City, Manchester, and Pinedale.

Geographic Distribution

Not applicable. The City has not established specific target areas to focus the investment of entitlement funds.

TABLE 58 - GEOGRAPHIC DISTRIBUTION

Target Area	Percentage of Funds

Rationale for the priorities for allocating investments geographically

The Consolidated Plan does not formally identify any specific target areas, however input from stakeholders and members of the public has strongly suggested a particular need for investment in south Fresno communities. Southwest and southeast Fresno were frequently described as having the greatest need for public infrastructure and improvements (such as sidewalks and park space) as well as for programs and services to strengthen human capital (such as job training and afterschool programming). The City will spread resources throughout the City, with the understanding that most funding will go toward the improvement of predominantly low- and moderate-income residential areas to include south Fresno.

HUD generally awards HOPWA funds on a regional basis to the largest city within a HOPWA-eligible region. Fresno therefore receives and administers HOPWA funding for the entirety of Fresno County, known as its “Eligible Metropolitan Statistical Area” or EMSA. The City is required to serve eligible persons living anywhere within the EMSA and not just within City limits.

AFFORDABLE HOUSING

AP-55 Affordable Housing – 91.220(g)

Introduction

Although entitlement dollars are limited, the City does anticipate expending a significant portion of its federal allocation dollars on the preservation and provision of affordable housing. Over the 2020 program year, the City of Fresno estimates that it will support a total of 260 low- and moderate-income households through rental assistance and the construction and rehabilitation of affordable housing units. Of these 260 households, 180 are expected to be experiencing homelessness and assisted with a tenant-based housing voucher. Of the remaining 80 households 26 are expected to be able to access newly constructed affordable housing and 54 will have their homes rehabilitated.

TABLE 59 - ONE YEAR GOALS FOR AFFORDABLE HOUSING BY SUPPORT REQUIREMENT

One Year Goals for the Number of Households to be Supported	
Homeless	180
Non-Homeless	80
Special-Needs	0
Total	260

TABLE 60 - ONE YEAR GOALS FOR AFFORDABLE HOUSING BY SUPPORT TYPE

One Year Goals for the Number of Households Supported Through	
Rental Assistance	180
The Production of New Units	26
Rehab of Existing Units	54
Acquisition of Existing Units	0
Total	260

AP-60 Public Housing – 91.220(h)

Introduction

Fresno residents are served by the Housing Authority of the City of Fresno (FH). HUD PIC data reports that there are 651 units of conventional public housing and another 98 units designated for elderly and/or disabled households through the Section 202 and 811 programs. The FH 2020 Annual PHA Plan identifies 506 traditional public housing units, many of which will undergo demolition, disposition, or conversion to RAD in coming years.

Actions planned during the next year to address the needs to public housing

The FH is continually planning for and working toward improvements to its housing and communities in order to provide its residents with quality housing options. In its 2020 Annual Plan, the FH contemplates several mixed-finance developments that would potentially draw upon a variety of financing options, including Public Housing Capital Funds, rental subsidy, Project Based Vouchers, Project Based Rental Assistance Vouchers, and/or Public Housing Operating reserves. In some cases, the FH has planned for the demolition of housing that is obsolete; where public housing units are demolished, the FH will replace them with housing of better quality elsewhere within the city. The FH 2020 Annual Plan states that three of the city's public housing sites are being considered for disposition and conversion to a different low-income housing type or community facility. These three sites are Pacific Gardens, Yosemite Village – Phase 2, and Fairview Heights Terrace. Seventy-four of the units at Yosemite Village – Phase 2 are also being considered for demolition or disposition to be converted to a Low-Income Housing Tax Credit site. Three sites are also planned for conversion under the RAD program between 2019 and 2021: Yosemite Village (69 units), Parc Grove II (31 units), and Pacific Gardens (22 units). Conversion of these sites under the RAD program may include either demolition, rehabilitation or new construction at these sites.

Actions to encourage public housing residents to become more involved in management and participate in homeownership

The FH offers a number of activities for residents to increase their involvement in management and set them on the path to homeownership. As identified in its 2020 Annual PHA Plan, the FH conducts a financial literacy course through its Faith and Finance Program. The housing authority has also partnered with Self Help Enterprises to create a homeownership class and financial literacy workshop for residents with higher incomes. FH partners with Habitat for Humanity to help residents achieve homeownership.

If the PHA is designated as troubled, describe the manner in which financial assistance will be provided or other assistance

Not applicable – the Fresno Housing Authority is not designated as “troubled.”

AP-65 Homeless and Other Special Needs Activities – 91.220(i)

Introduction

The City of Fresno is covered by the Fresno Madera Continuum of Care, a network of service providers covering Fresno and Madera counties. The Fresno Madera Continuum of Care brings together housing and service providers to meet the needs of individuals and families experiencing homelessness.

Describe the jurisdictions one-year goals and actions for reducing and ending homelessness including:

Reaching out to homeless persons (especially unsheltered persons) and assessing their individual needs

Over the next year, the Fresno Madera Continuum of Care and other homeless housing and service providers in the city of Fresno will continue reaching out to homeless persons, including unsheltered persons, through street outreach, day centers, and emergency shelter services. For the 2020 program year, the City will fund organizations and/or projects for a variety of activities, including street outreach and needs assessment, through the Emergency Solutions Grants program.

Addressing the emergency shelter and transitional housing needs of homeless persons

During the 2020 program year, the City will fund nonprofit organizations and/or projects for the following emergency shelter and transitional housing activities:

- Emergency shelter and supportive services
- Rapid rehousing services

Helping homeless persons (especially chronically homeless individuals and families, families with children, veterans and their families, and unaccompanied youth) make the transition to permanent housing and independent living, including shortening the period of time that individuals and families experience homelessness, facilitating access for homeless individuals and families to affordable housing units, and preventing individuals and families who were recently homeless from becoming homeless again

During the 2020 program year, the City of Fresno will prioritize the funding of permanent housing for people experiencing homelessness. In determining allocation of CDBG and ESG, the City will prioritize low-barrier permanent housing and optional supportive services for individuals and families living in permanent housing, consistent with a Housing First approach.

The City will fund nonprofit organizations for the following activities to prevent homelessness and to support people experiencing homelessness make the transition to permanent housing:

- Homelessness prevention
- Rapid Rehousing

The City will also work to increase the availability of affordable housing in the city by using HOME funds to support the development of affordable housing, including housing for seniors and people with disabilities, and to provide housing rehabilitation for low-income homeowners.

Finally, the City will take steps to implement the strategies in its Analysis of Impediments to Fair Housing Choice, which includes strategies to support housing affordability in the city.

Helping low-income individuals and families avoid becoming homeless, especially extremely low-income individuals and families and those who are: being discharged from publicly funded institutions and systems of care (such as health care facilities, mental health facilities, foster care and other youth facilities, and corrections programs and institutions); or, receiving assistance from public or private agencies that address housing, health, social services, employment, education, or youth needs

Over the next year, housing and service providers in the City of Fresno will continue to work together to prevent homelessness in populations who are vulnerable to or at risk of homelessness. The City will support the following homelessness prevention programs during the 2020 program year:

- Homelessness prevention

AP-70 HOPWA Goals - 91.220 (I)(3)

The City will continue to prioritize short-term rent, mortgage, and utility assistance; tenant-based rental assistance; and transitional housing throughout the 5-year period covered by this Consolidated Plan. Goals for the number of households to be provided housing through HOPWA funds have increased in proportion with funding increases for the HOPWA program for the 2020 program year.

One-year goals for the number of households to be provided housing through the use of HOPWA for:	
Short-term rent, mortgage, and utility assistance to prevent homelessness of the individual or family (STRMU)	26
Tenant-based rental assistance (TBRA)	20
Units provided in permanent housing facilities developed, leased, or operated with HOPWA funds	0
Units provided in transitional short-term housing facilities developed, leased, or operated with HOPWA funds	20
Total	66

AP-75 Barriers to affordable housing – 91.220(j)

Actions planned to remove or ameliorate the negative effects of public policies that serve as barriers to affordable housing such as land use controls, tax policies affecting land, zoning ordinances, building codes, fees and charges, growth limitations, and policies affecting the return on residential investment:

The City of Fresno will continue to implement activities that remove barriers to affordable housing, such as its 50% permit fee reduction for residential projects in inner city areas, such as Highway City, Pinedale and Herndon Townsite. In its 2019 Downtown Displacement Report, the City also acknowledged its current opportunity to help preserve affordable housing in downtown and plans to prevent the displacement of current residents through its Downtown Displacement Program. Finally, the city will strengthen its police services in high crime areas and increase its provision of fair housing services to aid neighborhoods where affordable housing already exists.

AP-85 Other Actions – 91.220(k)

Introduction

This section details the City of Fresno's actions planned to ensure safe and affordable housing for its residents, along with plans to meet underserved needs, reduce poverty, develop institutional structure, and enhance coordination between public and private sector housing and community development agencies.

Actions planned to address obstacles to meeting underserved needs

To help remove obstacles to meeting underserved needs and improve service delivery, the City of Fresno supports the continued development of the Fresno Madera Continuum of Care, a comprehensive coordinated homeless housing and services delivery system that assists people experiencing homelessness in making the transition from homelessness to independent or supportive permanent housing, and in accessing education, health and mental health services, employment training, and life skills development. The City will provide funding for the following to address underserved needs:

- Homelessness prevention
- Outreach/ emergency shelter
- Rapid Rehousing
- Housing Opportunities for Persons with AIDS/HIV

Actions planned to foster and maintain affordable housing

The City of Fresno will fund multiple programs to foster housing affordability, including continuing to use HOME funds to support development of affordable housing by a local CHDO. In addition to specific programs designed to foster and maintain affordable housing, the City will review its zoning ordinances for prospective barriers to affordable housing development and make amendments as needed. The City is also currently in the process of developing an updated Analysis of Impediments

to Fair Housing Choice. As a result of this study, the City will undertake additional approaches to fostering fair and affordable housing.

Actions planned to reduce lead-based paint hazards

Over the next year, the City of Fresno will continue to conduct lead-based paint inspections and, if a hazard is found, remediation. These actions will both reduce lead exposure risk and help to maintain the city's older, lower and moderately priced housing. Any housing rehabilitation activities conducted using HOME and CDBG funds will continue to monitor closely for any potential lead exposure.

Actions planned to reduce the number of poverty-level families

Over the 2020 program year, the City of Fresno will continue to collaborate with the Continuum of Care through the ESG program to coordinate with homeless, housing, and service providers. Homeless service providers will continue to offer job search and resume assistance and connections to workforce development opportunities, as well as emergency shelter, transitional housing, and services such as food, clothing, and childcare. A focus on development of affordable housing and permanent housing that is located near transportation will also help poverty-level families access more employment opportunities, while lowering transportation and housing costs.

Actions planned to develop institutional structure

The City of Fresno has developed a robust administrative structure to manage its CDBG, HOME, ESG, and HOPWA funds. The City's Department of Housing and Community Development offers seminars for potential subrecipients, CHDOs, and contractors to learn more about the CDBG and HOME programs. In addition to working with organizations, the City's citizen participation process is designed to make engaged and informed citizens another vital part of the institutional structure. City plans focused on affordable housing, homelessness, and workforce development provide overarching goals and frameworks for collaboration among agencies and the use of federal, state, local, and other funding.

Actions planned to enhance coordination between public and private housing and social service agencies

The City will work to enhance coordination between public and private housing and social service agencies by working to implement the strategies detailed in the *Street2Home Fresno County: A Framework for Action (2018)* plan, including addressing the gaps in the institutional and service delivery systems discussed in section SP-40 of this plan.

Public housing in Fresno is managed by the Fresno Housing Authority. The quasi-governmental authority is governed by 14 Commissioners – seven of whom are appointed as City Commissioners and seven of whom are appointed as County Commissioners. According to HUD's data on assisted housing, there are 630 public housing units in the city of Fresno. The Fresno Housing Authority will continue to partner with area agencies and organizations to offer opportunities for residents including:

- Housing counseling for first-time homebuyers
- Self-sufficiency training
- Services and housing for people experiencing homelessness, through programs such as the Fresno Housing Homeless Pilot Program and rapid rehousing programs
- Homelessness prevention

PROGRAM SPECIFIC REQUIREMENTS

AP-90 Program Specific Requirements – 91.220(I)(1,2,4)

Introduction

Projects planned with CDBG funds expected to be available during the year are identified in the Projects Table (see AP-35). The following identifies program income that is available for use that is included in projects to be carried out.

Community Development Block Grant Program (CDBG) Reference 24 CFR 91.220(I)(1)

Projects planned with all CDBG funds expected to be available during the year are identified in the Projects Table. The following identifies program income that is available for use that is included in projects to be carried out.

1. The total amount of program income that will have been received before the start of the next program year and that has not yet been reprogrammed	\$0
2. The amount of proceeds from section 108 loan guarantees that will be used during the year to address the priority needs and specific objectives identified in the grantee's strategic plan	\$0
3. The amount of surplus funds from urban renewal settlements	\$0
4. The amount of any grant funds returned to the line of credit for which the planned use has not been included in a prior statement or plan.	\$0
5. The amount of income from float-funded activities	\$0
Total Program Income	\$0

Other CDBG Requirements

1. The amount of urgent need activities	\$0
2a. The estimated percentage of CDBG funds that will be used for activities that benefit persons of low and moderate income.	100%
2b. Specify the years covered that include this Annual Action Plan.	PY 2020

HOME Investment Partnership Program (HOME) Reference 24 CFR 91.220(I)(2)

1. A description of other forms of investment being used beyond those identified in Section 92.205 is as follows:

The City will not employ other forms of investment beyond those identified in Section 92.205.

2. A description of the guidelines that will be used for resale or recapture of HOME funds when used for homebuyer activities as required in 92.254, is as follows:

The City will use the recapture provisions in all cases where a homebuyer subsidy exists. For HOME-funded homebuyer assistance loans, the Promissory Note, Deed of Trust, Declaration of Restrictions, and the Homebuyer Agreement are the enforcement mechanisms for the City's recapture provisions. The City will enforce minimum periods of affordability based on the amount of homebuyer subsidy provided to the buyer of not less than:

- Five years for less than \$15,000,
- Ten years for between \$15,000-\$40,000, and
- Fifteen years for more than \$40,000.

Recapture provisions are based on 24 CFR 92.254 (a) (5) (ii), which stipulates the conditions for recapture of the HOME investment used to assist low-income families in purchasing a home. Homebuyer recapture provisions are included in, or as a deed restriction rider, to the recorded deed of trust that secures a HOME loan Note, and requires recapture of funds if the home does not continue to be the borrower's principal residence or if all or any part of the property or any interest in it is sold, rented, conveyed or transferred during the duration of the period of affordability. Recapture provisions also stipulate that only the direct subsidy to the homebuyer is subject to recapture, which includes down payment assistance, closing cost, other home assistance provided directly to homebuyer, and the difference between fair market value and the sales price.

The net proceeds are the sale price minus the senior loan repayment (other than HOME funds) and any closing costs. If the net proceeds are not sufficient to recapture the full HOME investment plus enable the homeowner to recover the amount of the homeowner's down payment and any capital improvement investment made by the owner since the purchase, the City may share the net proceeds. The net proceeds may be divided proportionally between the City and the homeowner as set forth in the following mathematical formulas:

$$\frac{(HOME\ subsidy \times Net\ proceeds)}{(HOME\ subsidy + Homeowner\ investment)} = HOME\ amount\ to\ be\ recaptured$$

$$\frac{(Homeowner\ investment \times Net\ proceeds)}{(HOME\ subsidy + Homeowner\ investment)} = Amount\ to\ homeowner$$

In the event of foreclosure, the amount subject to recapture is based on the amount of net proceeds (if any) from the foreclosure sale.

3. A description of the guidelines for resale or recapture that ensures the affordability of units acquired with HOME funds-see 24 CFR 92.254(a)(4)-are as follows:

The City does not refinance existing debt for multifamily housing projects.

4. Plans for using HOME funds to refinance existing debt secured by multifamily housing that is rehabilitated with HOME funds along with a description of the refinancing guidelines required that will be used under 24 CFR 92.206(b), are as follows:

As required, a portion of funds will be awarded to a City-certified Community Housing Development Organization (CHDO) and the general development community for the new construction or substantial rehabilitation of affordable housing units available to lower income residents.

The TBRA program will be administered by the Fresno Housing Authority and will be targeted to homeless households as outlined in the Status Update of the City and County of Fresno 10- Year Plan to End Chronic Homelessness. Interested parties apply in person at the Fresno Housing Authority located at 1331 Fulton Street, Monday through Thursday between the hours of 8:00 am and 4:00 pm. An assessment and case management assignments are made in order to determine the level of assistance and program determination.

Emergency Solutions Grant (ESG) Reference 91.220(I)(4)

1. Include written standards for providing ESG assistance (may include as attachment)

The City will continue to work cooperatively with Fresno County and the Fresno Madera Continuum of Care (FMCoC) to update the ESG Policies and Procedures. A copy of the current document is included in the Appendix. In addition, the City, County and FMCoC are also continuing to update and document written standards.

2. If the Continuum of Care has established centralized or coordinated assessment system that meets HUD requirements, describe that centralized or coordinated assessment system.

The Homeless Management Information System (HMIS) is used by all local homeless providers participating in the FMCoC. HMIS is a database used to track performance and outcomes for the agencies. As the HMIS Lead of the FMCoC, the Fresno Housing Authority plays a critical role in coordinating the annual Point-in-Time Count (PITC), collecting data, and distributing results from the annual count. The work of the Housing Authority in this regard meets and exceeds HUD requirements for the implementation and compliance of Homeless Management Information System Standards.

The FMCoC's Coordinated Entry System utilizes a common assessment tool – the Vulnerability Index (VI). The VI gave the community a way to identify and triage individuals most at risk. The VI was enhanced to the Vulnerability Index Service Prioritization Decision Assistance Tool (VI-SPDAT), which further triaged individual's priority for housing and other services.

All member agencies of the FMCoC have committed to using both the assessment tool and the Coordinated Entry System managed in partnership by FMCoC members. The assessment system is a client-centered process that streamlines access to the most appropriate housing interventions for individuals or families experiencing homelessness.

The Multi-Agency Access Program (MAP) Point at the Poverello House (Pov) was the first coordinated physical entry point collectively developed by the Community Conversations stakeholder group. The MAP Point at the Pov serves as a physical location of the Coordinated Entry System. The program has proved successful in its first two years and has begun expansion. Main components of this process include:

1. Assessment,
2. Navigation and Case Conferencing,
3. Housing Referral with Choice, and
4. Data Collection and Communication.

3. Identify the process for making sub-awards and describe how the ESG allocation is made available to private nonprofit organizations (including community and faith-based organizations).

The City will issue a request for applications for the 2020- 2021 program year following the adoption of the consolidated plan by City Council. Prior to this release, the City consulted with the FMCoC on the needs of homeless in the community and the best use of ESG funds per category. Within the HUD defined homeless categories, the City of Fresno has determined the following sub-populations are a high priority for ESG services:

- Unsheltered homeless persons who are living outdoors or in other places not intended for human habitation;
- Chronically homeless persons;
- Homeless veterans; and
- Other homeless persons who have been identified as highly vulnerable.

In addition, the following populations are also a priority for ESG services in Fresno:

- Unaccompanied youth under the age of 18;
- Youth aging out of the foster care system;
- Victims of domestic violence; and
- Households with children.

Proposals that propose to serve these populations will be given additional points in the scoring process. Proposals providing ESG services to populations outside of the identified high priority population will be considered for funding.

Bidders may propose to provide all or a portion of the ESG eligible activities stated above. Qualified/eligible vendor(s) are those agencies that are State certified non-profit entities, validly existing in California, with a tax-exempt IRS determination letter, as of the date the bid is submitted, or public agencies that are qualified to receive ESG funds under applicable federal rules. Qualified/eligible vendors are those that have a minimum of two years' experience serving the beneficiary populations and a minimum of two years' experience utilizing federal, state and/or local funding. Requests for applications will be widely distributed to an electronic distribution list of over 500 e-mail addresses.

- 4. If the jurisdiction is unable to meet the homeless participation requirement in 24 CFR 576.405(a), the jurisdiction must specify its plan for reaching out to and consulting with homeless or formerly homeless individuals in considering policies and funding decisions regarding facilities and services funded under ESG.**

During the development of the Consolidated Plan, the City consulted with the FMCoC in making decisions related to ESG funds for the five year cycle. The FMCoC includes representation from the homeless community, which meet the homeless participation requirement in 24 CFR 576.405(a).

5. Describe performance standards for evaluating ESG.

The following performance standards are outlined in the City's adopted written policies, however, updates to the standards are currently under way:

1. Decrease the number of homeless youth and households with children by 10% from the FMCoC Point in Time Count of January 2016.
2. Increase the percentage of participants in transitional housing that move into permanent housing to 80% or more.
3. Increase the percentage of participants that are employed at program exit to 25% or more.

APPENDIX A: PUBLIC NOTICES AND CITIZEN OUTREACH

Outreach Activities in Support of the November 2019 Workshops and Community Needs Survey

- Public notice in the Fresno Bee and Spanish language newspaper Vida en el Valle
- Utility bill inserts distributed to 130,000 utility customers in the City of Fresno
- Advertisement in CUSD Today (Central Unified School District newsletter)
- Printed flyers distributed at 18 community and neighborhood centers
- Digital distribution of flyers to Fresno Unified School District, Clovis Unified School District, and Sanger Unified School District schools for schools located in the City of Fresno
- Project website (www.FresnoConPlanAI.com) logged 818 unique visitors and 994 visits
- Facebook posts reached 1,123 individuals and drove 21 engagements
- Twitter posts reached 9,652 individuals and drove 45 engagements
- Publication on local media calendars of local news organizations including ABC 30 KFSN, CBS 47 KGPE, NBC 24 KSEE, Fox 26 KMPH, KBIF 900 AM, and Radio Bilingue

Public Notice - English

PUBLIC NOTICE

PUBLIC MEETINGS FOR COMMUNITY DEVELOPMENT & FAIR HOUSING STUDY

The City of Fresno is developing a 5-Year Consolidated Plan that will assess the current housing market, discuss characteristics of the city's population, identify community improvement priorities, and outline a five-year plan to fund and implement them. The City receives approximately \$11 million each year in funds under the federal Community Development Block Grant (CDBG), Home Investment Partnerships Act (HOME), Emergency Solutions Grant (ESG), and Housing Opportunities for People with AIDS (HOPWA) programs. The Consolidated Plan is required by the U.S. Department of Housing and Urban Development (HUD) to guide how and where these funds are used over the coming five years.

A separate study called an Analysis of Impediments to Fair Housing Choice (AI) will also be conducted to identify barriers to equal access to housing and neighborhood opportunities. The AI will set policy recommendations to help ensure that Fresno's neighborhoods are inclusive and free from barriers that restrict residents' access to opportunities like transportation, jobs, and schools.

The opinions and perceptions of local residents are an important part of this study. All residents are invited to attend a public meeting and participate in a survey. The meeting details are below. Refreshments will be served, and children are welcome.

Saturday, November 2
10:30am – 11:30am
Teague Elementary School
4725 N. Polk Avenue
Fresno, CA 93722

Monday, November 4
6:30pm – 7:30pm
Pinedale Elementary
School
7171 North Sugarpine
Fresno, CA 93650

Monday, November 4
6:00pm – 7:00pm
Kirk Elementary School
2000 E. Belgravia Avenue
Fresno, CA 93706

Monday, November 4
6:30pm – 7:30pm
Vang Pao Elementary
School
4100 E. Heaton Avenue
Fresno, CA 93702

Tuesday, November 5
6:00pm – 7:00pm
Webster Elementary
School
2600 E. Tyler Avenue
Fresno, CA 93701

Tuesday, November 5
6:30pm – 7:30pm
Centennial Elementary
School
3830 E. Saginaw Way
Fresno, CA 93726

More information about the Consolidated Plan and Analysis of Impediments, including a link to the survey, as another avenue for providing input, is available at www.FresnoConPlanAI.com. Project updates will be posted to the website, and drafts of the reports will be available in early 2020.

If, as an attendee at a meeting, you need accommodations such as interpreters, signers, assistive listening devices, or the services of a translator, please contact Aldi Dodds at (559) 621-8512 or aldi.dodds@fresno.gov. To ensure availability, you are advised to make the request at least 48 hours prior to the meeting.

Public Notice - Spanish

NOTIFICACIÓN PÚBLICA

REUNIONES PÚBLICAS PARA EL ESTUDIO DE VIVIENDA JUSTA Y DESARROLLO COMUNITARIO

La Ciudad de Fresno está desarrollando un Plan Consolidado de 5 años que evaluará el mercado de vivienda actual, discutirá características de la población de la ciudad, identificará las prioridades de mejoramiento de la comunidad y delineará un plan de cinco años para financiarlo e implementarlo. La ciudad recibe aproximadamente \$ 11 millones en fondos todos los años bajo los programas federales de Subvención en Bloque para el Desarrollo Comunitario (CDBG), Asociación para Inversiones en Vivienda (HOME), Subvención para Soluciones de Emergencia (ESG), y Oportunidades de Vivienda para Personas con SIDA (HOPWA). El Departamento de Vivienda y Desarrollo Urbano de EE.UU. (HUD) requiere el Plan Consolidado para dirigir cómo y dónde se utilizarán esos fondos durante los próximos cinco años.

También se llevará a cabo un estudio separado llamado Análisis de Impedimentos en la Selección de Vivienda Justa (AI) para identificar barreras a la igualdad de acceso a la vivienda y oportunidades de vecindario. El AI establecerá recomendaciones de póliza para ayudar a garantizar que los vecindarios de Fresno sean inclusivos y estén libres de barreras que restrinjan el acceso de los residentes a oportunidades como el transporte, el trabajo y la escuela.

Las opiniones y percepciones de los residentes locales constituyen una parte importante de este estudio. Se invita a todos los residentes a asistir a una reunión pública y a participar en la encuesta. Los detalles de la reunión figuran a continuación. Se servirán refrigerios y los niños son bienvenidos.

Sábado 2 de noviembre
10:30am – 11:30am
Teague Elementary School
4725 N. Polk Avenue
Fresno, CA 93722

Lunes 4 de noviembre
6:30pm – 7:30pm
Pinedale Elementary
School
7171 North Sugarpine
Fresno, CA 93650

Lunes 4 de noviembre
6:00pm – 7:00pm
Kirk Elementary School
2000 E. Belgravia Avenue
Fresno, CA 93706

Lunes 4 de noviembre
6:30pm – 7:30pm
Vang Pao Elementary
School
4100 E. Heaton Avenue
Fresno, CA 93702

Martes 5 de noviembre
6:00pm – 7:00pm
Webster Elementary
School
2600 E. Tyler Avenue
Fresno, CA 93701

Martes 5 de noviembre
6:30pm – 7:30pm
Centennial Elementary
School
3830 E. Saginaw Way
Fresno, CA 93726

Encontrará disponible más información acerca del Plan Consolidado y del Análisis de Impedimentos, incluido un enlace para la encuesta, así como otra vía para proporcionar aportes en www.FresnoConPlanAI.com. Las actualizaciones del proyecto se publicarán en el sitio web, y los borradores de los informes estarán disponibles a principios de 2020.

Si, planea asistir a las juntas y necesita adaptaciones como intérpretes, intérpretes de lenguaje de signos, dispositivos de ayuda auditiva o los servicios de un traductor, por favor, póngase en contacto con Aldi Dodds al teléfono (559) 621-8512 ó a la dirección de internet aldi.dodds@fresno.gov. Para garantizar la disponibilidad, se le recomienda realizar la solicitud al menos 48 horas antes de la reunión.

Utility Bill Inserts – English, Spanish, Hmong

The City receives approximately \$11 million each year in funds under the federal Community Development Block Grant (CDBG), Home Investment Partnerships Act (HOME), Emergency Solutions Grant (ESG), and Housing Opportunities for People with AIDS (HOPWA) programs. The Consolidated Plan will guide how and where these funds are used over the coming five years.

The AI will set policy recommendations to help ensure that Fresno's neighborhoods are inclusive and free from barriers that restrict residents' access to opportunities like transportation, jobs, and schools.

La Ciudad recibe aproximadamente \$11 millones cada año en fondos en virtud de la Subvención Global para el Desarrollo Comunitario (CDBG) de carácter federal, la Ley de Asociaciones de Inversión en Vivienda (HOME), la Subvención de Soluciones de Emergencia (ESG) y los programas de Oportunidades de Vivienda para Personas con SIDA (HOPWA). El Plan Consolidado guiará cómo y dónde se utilizarán estos fondos en los próximos cinco años.

El AI establecerá recomendaciones de políticas para ayudar a garantizar que los vecindarios de Fresno sean inclusivos y no tengan barreras que restrinjan el acceso de los residentes a oportunidades como medios de transporte, empleos y escuelas.

Lub Nroog tau txais li ntawm \$11 lab txhua lub xyoo ua peev raws li hauv tsoom hwy cov khoos kas Community Development Block Grant (CDBG), Home Investment Partnerships Act (HOME), Emergency Solutions Grant (ESG), thiab Housing Opportunities for People with AIDS (HOPWA). Lub Phiaj Xwm Npaj Ua Hauj Lwm yuav coj qhia tias cov peev no yuav muab siv li cas thiab siv rau qhov twg kom duav tsib lub xyoo uas yuav los tom ntej no.

AI yuav teeb tsa txoj cai cov lus qhia los mus pab kom ntseeg tau hais tias Lub Nroog Fresno tej zej zog nyob ze tau txais kev saib xyuas thiab tsis muaj teeb meem cuam tshuam uas txwv cov neeg ntawm lub zej zog qhov kev nkag musk om txog rau cov cib fim xws li kev thauj xa mus los, tej hauj lwm, thiab cov tsev kawm.

Utility Bill Inserts (Continued) – English, Spanish, Hmong

YOUR INPUT IS NEEDED!

Learn more and contribute your ideas and experiences at one of the **community meetings** (schedule on reverse).

Take our survey at:

www.FresnoConPlanAI.com/survey

If, as an attendee at the meeting, you need accommodations such as interpreters, signers, assistive listening devices, or the services of a translator, please contact Aldi Dodds at (559) 621-8512 or aldi.dodds@fresno.gov. To ensure availability, you are advised to make the request at least 48 hours prior to the meeting.

¡NECESITAMOS SUS OPINIONES!

Obtenga más información y contribuya con sus ideas y experiencias en una de las **reuniones comunitarias** (ver programación al dorso).

Llene nuestra encuesta en

www.FresnoConPlanAI.com/survey

Si, como asistente a la reunión, necesita adaptaciones como por ejemplo intérpretes, intérpretes de lenguaje de señas, dispositivos de asistencia auditiva o los servicios de un traductor, comuníquese con Aldi Dodds al (559) 621-8512 o escribiendo a aldi.dodds@fresno.gov. Para garantizar la disponibilidad, se recomienda realizar la solicitud al menos con 48 horas de antelación a la reunión.

KOJ TXOJ KEV KOOM TES TSEEM CEEB HEEV!

Kawm paub ntxiv thiab txhawb koj cov tswv yim pab thiab cov kev paub rau ib lub ntawm **lub zej zog cov rooj sib tham** (lub cajj teev saib sab nrauv).

Pab mus ua peb qhov kev nug tau ntawm

www.FresnoConPlanAI.com/survey

Yog tias, yog tus tuaj koom rau rooj sib tham, koj yuav tau muaj cov pab xws li cov txhais lus, cov kos npe, cuab yeej pab kev hnov lus, los sis cov kev pab cuam ntawm tus txhais lus, thov hu rau Aldi Dodds ntawm (559) 621-8512 los sis aldi.dodds@fresno.gov. Txawm rau kom tau cajj koom, xav koj koj thov tuaj yam tsawg 48 teev ua ntej yuav txog lub rooj sib tham.

November 2019

Sun	Mon	Tue	Wed	Thu	Fri	Sat
					1	2
3	4	5	6	7	8	9
10	11	12	13	14	15	16
17	18	19	20	21	22	23
24	25	26	27	28	29	30

★ 10:30am-11:30am, Teague Elementary School, 4725 N Polk Ave, Fresno, CA 93722

★ 6:00pm – 7:00pm, Kirk Elementary School, 2000 E. Belgravia Ave. Fresno, CA 93706

★ 6:00pm – 7:00pm, Vang Pao Elementary School, 4100 E Heaton Ave, Fresno, CA 93702

★ 6:30pm – 7:30pm, Pinedale Elementary School, 7171 North Sugarpine, Fresno, CA 936504

★ 6:00pm – 7:00pm, Webster Elementary School, 2600 E. Tyler Fresno, CA 93701

★ 6:30pm – 7:30pm, Centennial Elementary School, 3830 E Saginaw Way, Fresno, CA 93726

10:30 teev sawv ntxov -11:30 teev sawv ntxov, nyob rau ntawm lub tsev kawm Teague Elementary School, 4725 N Polk Ave, Fresno, CA 93722

6:00 teev tog tsaus ntuj – 7:00 teev tog tsaus ntuj, nyob rau ntawm lub tsev kawm Kirk Elementary School, 2000 E. Belgravia Ave. Fresno, CA 93706

6:00 teev tog tsaus ntuj – 7:00 teev tog tsaus ntuj, nyob rau ntawm Vaj Pov lub tsev kawm Elementary School, 4100 E Heaton Ave, Fresno, CA 93702

6:30 teev tog tsaus ntuj – 7:30 teev tog tsaus ntuj, nyob rau ntawm lub tsev kawm Pinedale Elementary School, 7171 North Sugarpine, Fresno, CA 936504

6:00 teev tog tsaus ntuj – 7:00 teev tog tsaus ntuj, nyob rau ntawm lub tsev kawm Webster Elementary School, 2600 E. Tyler Fresno, CA 93701

6:30 teev tog tsaus ntuj – 7:30 teev tog tsaus ntuj, nyob rau ntawm lub tsev kawm Centennial Elementary School, 3830 E Saginaw Way, Fresno, CA 93726

Clovis Judo Club
 "Kodokan Judo since 1956"

BEGINNERS AND ADVANCED CLASSES
 Mondays and Wednesdays
 7:00 PM to 8:30 PM

Judo

Judo
 Balance, Coordination,
 Discipline, Respect,
 Self Defense

\$45 for 3 months
\$170 per year
 Annual \$70 fee to National Judo
 Organization for membership
 and insurance
 Ask about family rates

Alta Sierra Intermediate School
 Corner of Peach and Teague
 380 W. Teague
 Wrestling Room

For fee information call: (559) 299-3729 or
 email: info@clovisjudoclub.com
A Family-Oriented Program
 A non-profit organization
 Clovis Judo Club is not affiliated with CUSD

www.clovisjudoclub.com

REGISTER ONLINE TODAY!

CLOVIS UNIFIED PRESCHOOL
 LEARN • PLAY • GROW

2019-2020 REGISTRATION

HIGH QUALITY PRESCHOOL PROGRAMS

NO COST TO QUALIFIED FAMILIES

AM & PM CLASSES AVAILABLE



GO TO CUSD.COM SCHOOLS > PROGRAMS > PRESCHOOL

CALL 327-9180 FOR MORE INFORMATION

Fresno 5-Year Consolidated Plan & Analysis of Impediments Community Meetings

The City of Fresno is currently developing its 5-Year Consolidated Plan to assess the City's housing and community development needs for 2020-2024. The Plan will guide how Fresno spends an annual \$11 million in federal funding to address community needs. A second study, the Analysis of Impediments to Fair Housing Choice, is also being conducted to examine barriers to equal housing and access to jobs, schools and transportation across the City. Please plan to attend one of the community meetings for a discussion of these important issues.

As an active resident of Fresno, your input is needed!

Meeting Schedule

November 2

★ Teague Elementary School
 4725 N. Polk Avenue
 Fresno, CA 93722
 10:30am - 11:30am

November 4

★ Pinedale Elementary School
 7171 North Sugarpine
 Fresno, CA 93650
 6:30-7:30pm

November 5

★ Webster Elementary School
 2600 E. Tyler Avenue
 Fresno, CA 93701
 6:00pm-7:00pm

★ Kirk Elementary School
 2000 E. Belgravia Avenue
 Fresno, CA 93706
 6:00pm-7:00pm

★ Centennial Elementary School
 3830 E. Saginaw Way
 Fresno, CA 93726
 6:30-7:30pm

★ Vang Pao Elementary School
 4100 E. Heaton Avenue
 Fresno, CA 93702
 6:30-7:30pm

Refreshments will be provided and children are welcome.

Can't attend a meeting?

Please complete the survey on our website:

www.FresnoConPlanAI.com

Thov mus saib daim ntawv Hmoob ntawm www.FresnoConPlanAI.com
 Para la versión en español del volante siga el enlace www.FresnoConPlanAI.com

Fresno 5-Year Consolidated Plan & Analysis of Impediments Community Meetings

The City of Fresno is currently developing its 5-Year Consolidated Plan to assess the City's housing and community development needs for 2020-2024. The Plan will guide how Fresno spends an annual \$11 million in federal funding to address community needs. A second study, the Analysis of Impediments to Fair Housing Choice, is also being conducted to examine barriers to equal housing and access to jobs, schools and transportation across the City. Please plan to attend one of the community meetings for a discussion of these important issues.

As an active resident of Fresno, your input is needed!

Meeting Schedule

November 2

- ★ Teague Elementary School
4725 N. Polk Avenue
Fresno, CA 93722
10:30am - 11:30am

November 5

- ★ Webster Elementary School
2600 E. Tyler Avenue
Fresno, CA 93701
6:00pm-7:00pm
- ★ Centennial Elementary School
3830 E. Saginaw Way
Fresno, CA 93726
6:30-7:30pm

November 4

- ★ Pinedale Elementary School
7171 North Sugarpine
Fresno, CA 93650
6:30-7:30pm
- ★ Kirk Elementary School
2000 E. Belgravia Avenue
Fresno, CA 93706
6:00pm-7:00pm
- ★ Vang Pao Elementary School
4100 E. Heaton Avenue
Fresno, CA 93702
6:30-7:30pm

Refreshments will be provided and children are welcome

Can't attend a meeting? Please complete the survey on our website:

www.FresnoConPlanAI.com

Reuniones Comunitarias sobre Plan Consolidado de 5 años de Fresno y Análisis de Impedimentos

La Ciudad de Fresno está desarrollando actualmente su Plan Consolidado de 5 años para evaluar las necesidades de vivienda y desarrollo comunitario de la ciudad para el periodo 2020-2024. El Plan guiará la forma en que Fresno realizará el gasto anual de \$ 11 millones de fondos federales para atender las necesidades de la comunidad. También se está llevando a cabo un segundo estudio, el Análisis de Impedimentos para la Elección de Vivienda Justa, para examinar las barreras a la igualdad de oportunidades de vivienda y acceso a empleos, escuelas y transporte en toda la ciudad. Por favor planee asistir a una de las reuniones comunitarias para discutir estos temas importantes.

¡Se necesita su opinión como residente activo de Fresno!

Programación de reuniones

2 de noviembre

- ★ Teague Elementary School
4725 N. Polk Avenue
Fresno, CA 93722
10:30am - 11:30am

4 de noviembre

- ★ Pinedale Elementary School
7171 North Sugarpine
Fresno, CA 93650
6:30-7:30pm

5 de noviembre

- ★ Webster Elementary School
2600 E. Tyler Avenue
Fresno, CA 93701
6:00pm-7:00pm

- ★ Kirk Elementary School
2000 E. Belgravia Avenue
Fresno, CA 93706
6:00pm-7:00pm

- ★ Centennial Elementary School
3830 E. Saginaw Way
Fresno, CA 93726
6:30-7:30pm

- ★ Vang Pao Elementary School
4100 E. Heaton Avenue
Fresno, CA 93702
6:30-7:30pm

Se servirán refrescos y los niños son bienvenidos.

¿No puede asistir a una reunión? Por favor complete la encuesta en nuestro sitio web:

www.FresnoConPlanAI.com

Nroog Fresno Cov Koom Txoos Rau Lub Phiaj Xwm Npaj Ua Hauj Lwm 5-Lub Xyoos & Kev Ntsuam Taug Xyuas Kev Cuam Tshuam Lub Zej Zog

Lub Nroog Fresno tab tom niaj hnuv tsim kho nws Lub Phiaj Xwm Npaj Ua Hauj Lwm 5-Lub Xyoos txhawm kom nkag tau mus rau Lub Nroog txoj kev ua vaj tse thiab cov kev xav tau kev tsim kho zej zog rau xyoo 2020-2024. Lub Phiaj Xwm yuav coj kev hais txog Nroog Fresno yuav siv \$11 lab hauv tsoom fww qhov peev txhua xyoo los mus daws kev xav tau hauv zej zog. Ib qhov kev kawm paub zeeg ob, yog Analysis of Impediments to Fair Housing Choice[AI] , los kuj sam sim ua kev ntsuam xyuas cov teeb meem cuam tshuam txhawm rau kev ua vaj tse muaj vaj huam sib luag thiab nkag tau mus ua tej hauj lwm, mus rau tsev kawm ntawv thiab tau txais kev thauj mus los thoo plhaws Lub Xeev. Thov teeb phiaj xwm tuaj koom ib lub ntawm lub zej zog cov rooj sib tham rau kev sib sab laj cov teeb meem tseem ceeb no.

Tam li yog ib tug tswv zos uas tseem nyob Fresno,
koj txoj kev koom tes nws yog qhov tseem ceeb!

Lub Caij Teev Rooj Sib Tham

Lub Kaum Ib Hlis Hnuv Tim 2

★ Teague Elementary School
4725 N. Polk Avenue
Fresno, CA 93722
10:30am - 11:30am

Lub Kaum Ib Hlis Hnuv Tim 4

★ Pinedale Elementary School
7171 North Sugarpine
Fresno, CA 93650
6:30-7:30pm

Lub Kaum Ib Hlis Hnuv Tim 5

★ Webster Elementary School
2600 E. Tyler Avenue
Fresno, CA 93701
6:00pm-7:00pm

★ Centennial Elementary School
3830 E. Saginaw Way
Fresno, CA 93726
6:30-7:30pm

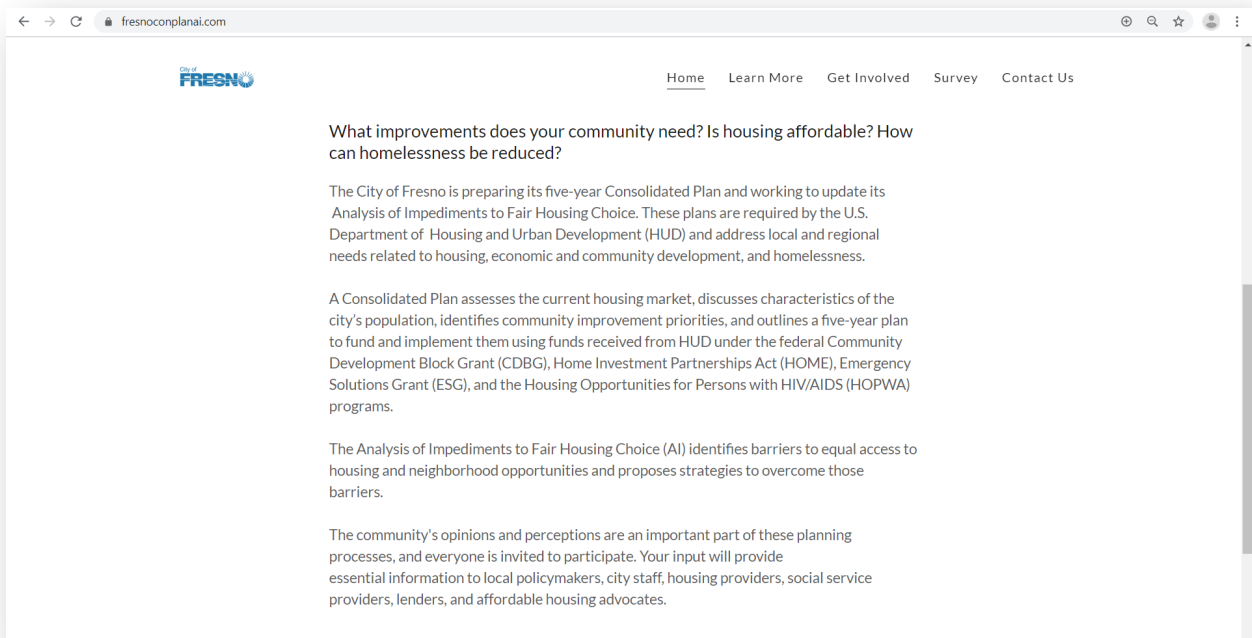
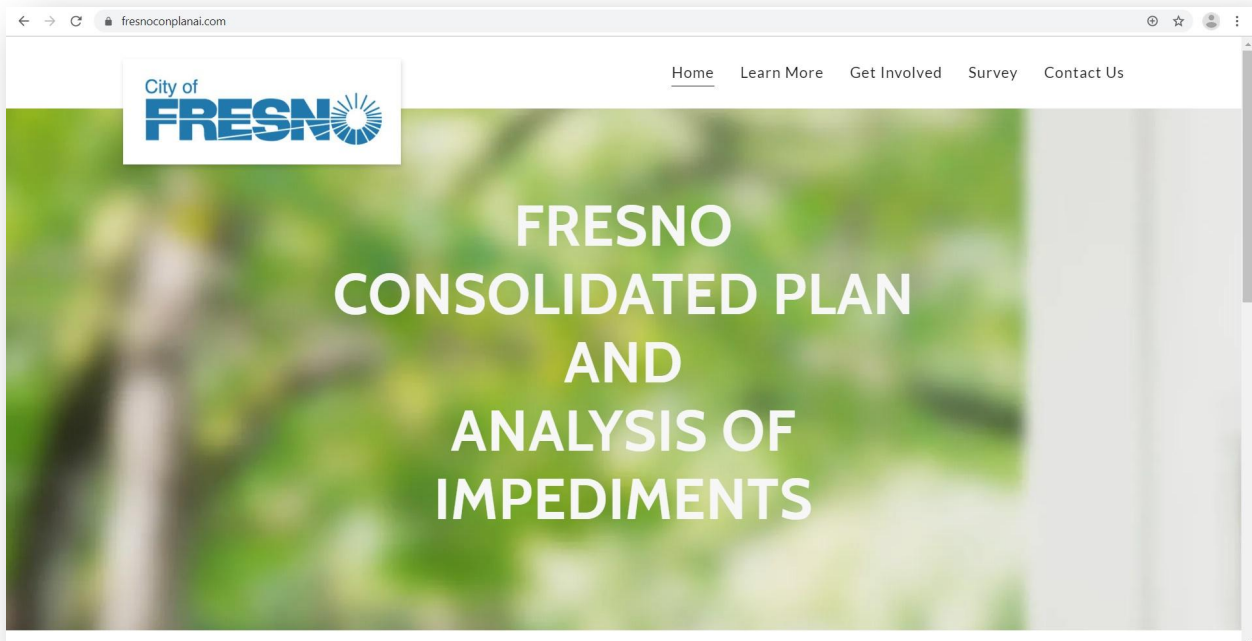
★ Kirk Elementary School
2000 E. Belgravia Avenue
Fresno, CA 93706
6:00pm-7:00pm

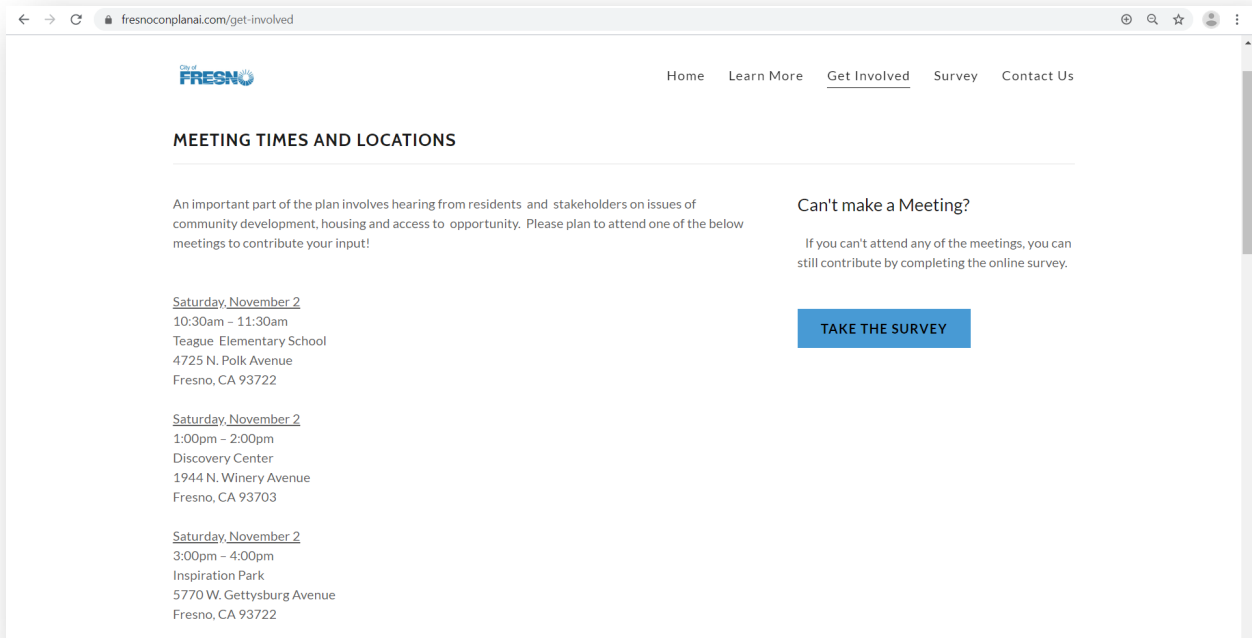
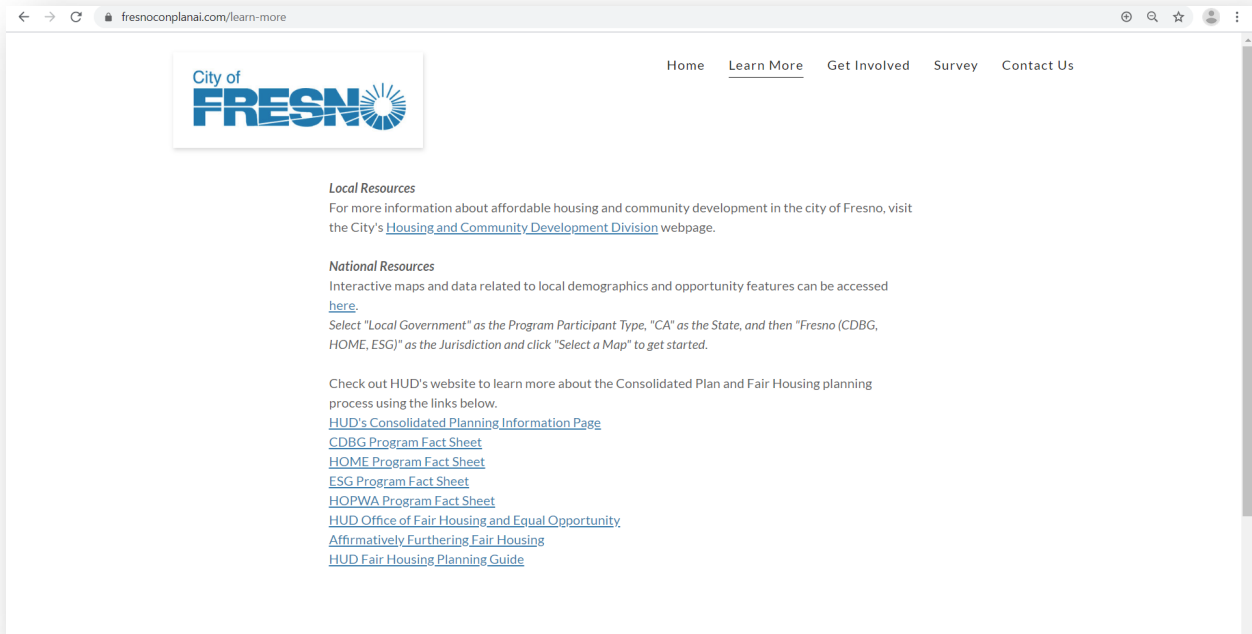
★ Vang Pao Elementary School
4100 E. Heaton Avenue
Fresno, CA 93702
6:30-7:30pm

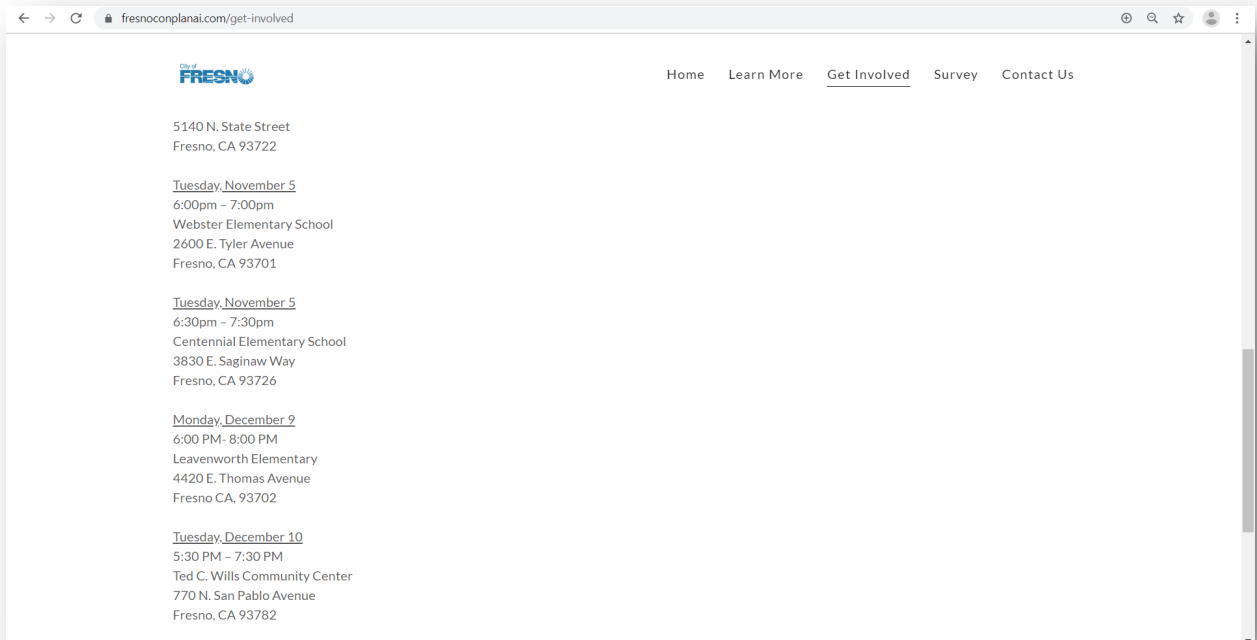
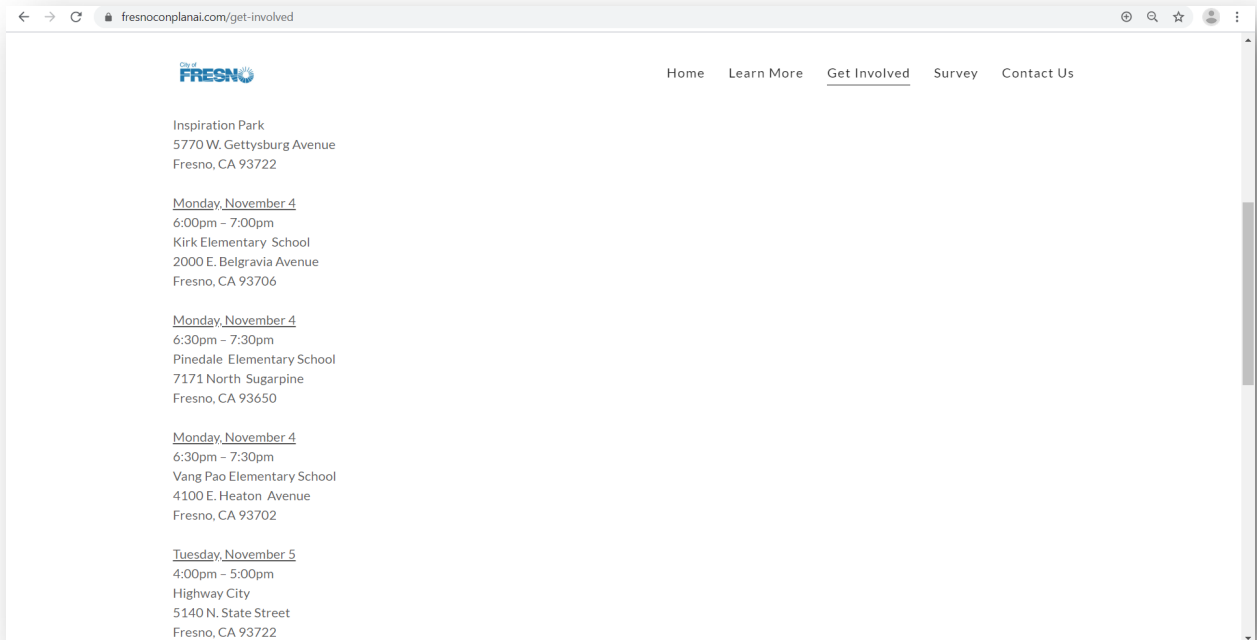
Tseem yuav muaj khoom txom ncauj thiab txais tos tau cov me nyuam yaus

*Puas yog tuaj koom tsis tau lub rooj sib tham? Thov pab mus kov qhov kev nug hauv peb
lub vas sab:*

www.FresnoConPlanAI.com







fresnoconplanai.com/survey

City of **FRESNO** Home Learn More Get Involved Survey Contact Us

An important part of these plans is hearing from members of the public on issues of community and housing needs. **TAKE THE SURVEY**

Your answers are confidential. Information will be reported in combination with other survey responses and in summary format to protect your privacy.

Una parte importante de estos estudios es escuchar a los miembros del público con respecto a cuestiones de necesidades de la comunidad, necesidades de vivienda y vivienda justa. **COMPLETA LA ENCUESTA**

Sus respuestas son confidenciales. La información será reportada en combinación con otras respuestas de la encuesta y en formato de resumen para proteger su privacidad.

Ib feem tseem ceeb ntawm cov kev kawm paub no yog kev tau hnov los ntawm cov tswv cuab ntawm tsoom pej xeeb rau cov teeb meem ntawm lub zej zog cov kev xav tau, cov kev xav tau kev ua vaj tse, thiab kev muaj vaj tse nyob raws kev ncaj ncees. **MUS UA QHOV KEV NTSUAM XYUAS**

Koj cov lus teb yuav tsis pub twg paub. Cov ntaub ntawv yuav muab tshaj qhia sau nrog lwm cov lus teb ntawm kev ntsuam xyuas thiab muab ua kev suav sau ua ke txhawm rau tiv thaiv koj qhov kev ceev ua

fresnoconplanai.com/contact-us

City of **FRESNO** Home Learn More Get Involved Survey Contact Us

Get Involved!

Name

Email*

Message

Send

Let us hear from you!

- What kinds of public facilities or improvements are needed in your community?
- Are there particular public services (e.g. senior services, youth programs, homeless prevention, job search assistance) you would like to see offered where you live?
- What types of affordable housing does Fresno need more of?
- In your experience, is housing discrimination a problem here?

Please use this form to share your thoughts on these questions or any additional input regarding local housing and community development needs.

This site is protected by reCAPTCHA and the Google Privacy Policy and Terms of Service apply.

Social Media - Twitter



Social Media – Facebook (separate post for each meeting)



Media Calendar Posts

abc30 ACTION NEWS WATCH VIDEOS

Try our Pumpkin Spice Bundt Cake!

COMMUNITY CALENDAR

View All [Filter]

Fresno 5-Year Consolidated Plan & Analysis of Impediments Community Meetings
SATURDAY, NOVEMBER 2, 2019 10:30 – 11:30AM

Location: Teague Elementary School
4722 N. Park Ave
Fresno, CA 93722

Category: Community Events / Volunteerism, Meetings / Hearings

Contact Name: Aish Doodia
Contact Phone: 556.215.5112
Contact Email: Aish.Doodia@fresno.gov
Cost: 0
Link: www.fresnoconplanai.com

The City of Fresno is currently developing its 5-Year Consolidated Plan to assess the City's housing and community development needs for 2020-2024. The Plan will guide how Fresno spends an annual \$11 million in federal funding to address community needs. A second study, the Analysis of Impediments to Fair Housing Choice, is also being conducted to examine barriers to equal housing and access to jobs, schools and transportation across the City. Please plan to attend one of the community meetings for a discussion of these important issues. Can't attend a meeting? Please complete the survey on our website: www.fresnoconplanai.com

FOX26NEWS NEWS WEATHER SPORTS GREAT DAY CHINESE WATCH LIVE

9th Annual Sanger Veterans Parade in downtown Sanger. Opening ceremonies at 10:30 a.m. at the intersection of 7th and 'O' Streets with the Parade beginning at 11:11 a.m. From 8:00 a.m. to 2:00 p.m. there will be Arts, Crafts, and Food booths in the parking lot of the United Health Center on the northeast corner of 7th and "P" Streets, in Sanger. Follow on **Facebook** for updates.

Saturday, November 2 – Tuesday, November 5

The City of Fresno is developing a 5-Year Consolidated Plan that will assess the current housing market, discuss characteristics of the city's population, identify community improvement priorities, and outline a plan to fund and implement them. The opinions and perceptions of local residents are an important part of this study. All residents are invited to attend the public meetings in November 2019 and participate in a survey. For more information please visit fresnoconplanai.com

Media Calendar Posts (Continued)



Outreach Activities in Support of the December 2019 Workshops and Community Needs Survey

- Advertisement in the Fresno Bee
- Printed flyers distributed at 18 community and neighborhood centers, distributed to apartment complexes location near the sites of the meetings
- Digital distribution of flyers to Fresno Unified School District, Clovis Unified School District, and Sanger Unified School District schools for schools located in the City of Fresno and sent home with children at select schools near the sites of meetings
- Project website (www.FresnoConPlanAI.com) logged 818 unique visitors and 994 visits
- Facebook posts reached 29,475 individuals and drove 89 engagements
- Twitter posts reached 9,652 individuals and drove 45 engagements
- Email distribution to Housing and Community Development stakeholder list with 500+ recipients
- Publication on local media calendars of local news organizations including ABC 30 KFSN, CBS 47 KGPE, NBC 24 KSEE, Fox 26 KMPH, KBIF 900 AM, and Radio Bilingue.
- Door-to-door canvassing by organization H.O.P.E. (Helping Others Pursue Excellence); hung flyers on doors and engaging with neighborhood residents near the locations of the meetings and at the Christmas Parade – distributed approximately 6,000 door hangers.
- News story (earned media) at online news site Global Messenger published in Punjabi and English
- News story (earned media) at online news site YourCentralValley.com (KSEE/KGPE)



Jason Lin holds a platter of Hot and Spicy Crawfish at his new Spicy J's Specialty Chinese Cuisine, the former Dai Bai Dang, at River Park.

EATING OUT New Spicy J's offers unique Chinese fare



BY BETHANY CLOUGH
bclough@fresnobee.com

River Park's newest restaurant opens Monday. Longtime popular restaurant Dai Bai Dang has said goodbye after about 20 years, its owner retiring. The restaurant in a prime spot near the theaters is reopening as Spicy J's Specialty Chinese Cuisine.

This is a Chinese restaurant, but it's not like the typical Chinese restaurants around town. The flavors are bold (and not always spicy). It has a fat menu serving Szechuan, Cantonese and Mandarin cuisine, much of it with an American twist.

And there's frog on the menu. More on that in a moment.

The restaurant is now owned by Jason Lin. He also owns J Pot Mini Hot Pot & Bar, which opened in April in River Park, serving bubbling bowls of soup kept warm with a flame at your table. He also owns Hsiao Chih Teppan & Japanese Cuisine at Campus Pointe and his family owns Lin's Fusion.

He's also opening a ramen restaurant this spring called Ramen Hayashi at Herndon and Fowler avenues in Clovis.

SPICY J'S
Spicy J's official grand opening is Dec. 23, but it plans to open limited hours starting Monday, Dec. 9. It will be open from 11 a.m. to 2 p.m. for lunch and dinner starting at 5 p.m.

Lin has been running the restaurant as Dai Bai Dang for over a year. Its owner, a friend, asked Lin if he wanted to take it over when she retired, he said. He bought the business and has remodeled the



Dry Pot Fresh Frog, with slices of lotus roots and vegetables, at the new Spicy J's Specialty Chinese Cuisine, at River Park.

ONLINE
More: See more of the specialties at Spicy J's. Newsletter: Do you like food and eat? Subscribe to food, drink & fun in www.fresnobee.com/bethany-clough

entire restaurant. It now has a dining room with a whole new look, a remodeled kitchen and a bigger bar serving mixed drinks and beer.

But back to the food. "Don't get fooled by the name," Lin said. "It's not all spicy food."

You'll find familiar dishes like orange chicken and chow mein on the menu. But you'll also find lamb that's wok fried with cummins and Chinese spices. There's a big seafood section on the menu, with a Chinese twist on Cajun crawfish, dim sum and kao yu, which is whole, grilled fish.

There are gluten free, vegetarian and vegan options on the menu, and a low-calorie section dubbed Skinnylicious.

FROG, SECHUAN FLAVORS
One of the restaurant's signature dishes is the dry pot, served in a metal dish with a flame underneath to keep it warm. Diners choose chicken, shrimp or frog that's cooked with potatoes, bean sprouts, lettuce, onions and lotus root.

That lotus root is artificial, its natural shape looking a bit like a pinwheel, with a

Federal authorities bust drug trafficking ring in Fresno

BY YESSENIA AMARO
yamaro@fresnobee.com

A recent multi-agency operation spearheaded in Fresno by federal authorities netted several arrests connected to alleged participation in a network that trafficked drugs from Mexico for distribution in California and Washington state.

Recently unsealed court records show a wiretap investigation was mainly carried out by the U.S. Drug Enforcement Administration at the request of the Fresno Police Department, which had initiated its own probe in the summer 2018.

Records were sealed to prevent jeopardizing the investigation. Many of the arrests took place throughout November. Two defendants were taken into custody Nov. 7, four on Nov. 8 and one on Nov. 20. The latest arrest happened Tuesday, according to Lauren Horwood, spokeswoman for the U.S. Eastern District Attorney's Office.

Four suspects remain at large. Carlos Javier Felix Lopez, one of the defendants, is described in the documents as a "large-scale broker and distributor of controlled substances operating in" and around Fresno, among other locations.

Federal prosecutors allege Lopez conspired with defendant Monica Guierrez to store and distribute narcotics in Fresno on his behalf, records show. Lopez allegedly used defendant Jose Guadalupe Bojorquez to transport narcotics from Southern California to the Central Valley.

After the DEA took over the investigation in 2018, investigators recognized

Marin's role in the drug trafficking scheme. While wiretapping Marin, investigators were able to identify two of his suppliers, which included Toro and Lopez, according to the federal criminal complaint.

During a fourth round of wiretaps, agents were able to identify Lopez's two Mexican narcotic suppliers, a hub for the transit of narcotics in Pomona, Calif., and participants in his distribution channels, records show.

Defendants were under surveillance during the wiretap investigation, and federal agents followed their every move and travels. Wiretap transcripts show some of the defendants would use coded language when communicating with each other.

For example, in one intercepted conversation, Toro and Lopez were discussing Marin's attempt to get a better price for methamphetamine as part of one transaction.

Toro told Lopez that Marin wanted "20 for 20." "He says that, that, he wants 20 for 20. I asked him, 'Dude, are you dumb or what?'"

A trained agent concluded Marin wanted 20 pounds of methamphetamine for \$20,000, Toro called Marin "dumb" and "stupid" for suggesting such price.

Toro later told Lopez they were selling the methamphetamine at "thirty-two," which the agent concluded it was a reference for \$32,000 for 20 pounds.

Toro and Lopez were allegedly planning to sell the 20 pounds of methamphetamine to Marin for \$40,000, to make an \$8,000 profit, records show.

As an active resident of Fresno, your input is needed!
¡Se necesita su opinión como residente activo de Fresno!

COMMUNITY NEEDS PLANNING MEETING JUNTA DE PLANIFICACIÓN DE NECESIDADES DE LA COMUNIDAD ROOJ SIB THAM TXOG YAM ZEJ ZOG TOOB CAS

December 9, 2019 | 9 de diciembre | Keum Ob Hils Ntuj Tim 9

6:00PM - 8:00PM
Leavenworth Elementary
4420 E Thomas Ave, Fresno, CA 93702

December 10, 2019 | 10 de diciembre | Keum Ob Hils Ntuj Tim 10

5:30PM - 7:30PM
Ted C. Willis Community Center
770 N. San Pablo Ave, Fresno, CA 93728

December 12, 2019 | 12 de diciembre | Keum Ob Hils Ntuj Tim 12

6:00PM - 8:00PM
Williams Elementary
525 W Saguinaw Way, Fresno, CA 93705

Refreshments will be provided and children are welcome
Se servirán refrescos y los niños son bienvenidos
Tseem yam muaj khoun keem ncaj thab baib los cas cuv mu nyam yam

Mayes decides to defect from GOP for 2020 run

BY BRIAN ANDERSON
banderson@fresnobee.com

California's Republican Party is getting even smaller. The super-minority in the legislature has lost another state lawmaker, as former Assembly Republican leader Chad Mayes of Yucca Valley has decided to run for reelection in 2020 with no party preference.

"Instead of focusing on solutions for the big problems that we've got, we



focused on winning elections," Mayes said. "For me, I'm at the point in my life where I'm done with gamesmanship." He's the second Republican state lawmaker to defect from the party this year, following Assemblyman Brian Malen-schein of San Diego, who became a Democrat in January. Mayes has tried to

change the direction of the party in liberal California by forming an organization for moderate Republicans called "New Way California." Former Gov. Arnold Schwarzenegger is the most prominent member of the group, who told Republicans at a March New Way event, "If you take your guidelines just from the party, it is deadly."

Mayes has often spoken critically of President Donald Trump and voiced his support for a more moderate set of policies. "It's something I've been giving quite a bit of thought to," Mayes said of his decision to leave the party.



Fresno 5-Year Consolidated Plan & Analysis of Impediments Community Meetings

Reuniones Comunitarias sobre Plan Consolidado de 5 años de Fresno y Análisis de Impedimentos

Nroog Fresno Cov Koom Txoos Rau Lub Phiaj Xwm Npaj Ua Hauj Lwm 5-Lub Xyoos & Kev Ntsuam Taug Xyuas Kev Cuam Tshuam Lub Zej Zog

The City of Fresno is currently developing its 5-Year Consolidated Plan to assess the City's housing and community development needs for 2020-2024. The Plan will guide how Fresno spends an annual \$11 million in federal funding to address community needs. A second study, the Analysis of Impediments to Fair Housing Choice, is also being conducted to examine barriers to equal housing and access to jobs, schools and transportation across the City. Please plan to attend one of the community meetings for a discussion of these important issues.

La Ciudad de Fresno está desarrollando actualmente su Plan Consolidado de 5 años para evaluar las necesidades de vivienda y desarrollo comunitario de la ciudad para el periodo 2020-2024. El Plan guiará la forma en que Fresno realizará el gasto anual de \$ 11 millones de fondos federales para atender las necesidades de la comunidad. También se está llevando a cabo un segundo estudio, el Análisis de Impedimentos para la Elección de Vivienda Justa, para examinar las barreras a la igualdad de oportunidades de vivienda y acceso a empleos, escuelas y transporte en toda la ciudad. Por favor planee asistir a una de las reuniones comunitarias para discutir estos temas importantes.

Lub Nroog Fresno tab tom niaj hnuv tsim kho nws Lub Phiaj Xwm Npaj Ua Hauj Lwm 5-Lub Xyoos txhawm kom nkag tau mus rau Lub Nroog txoj kev ua vaj tse thiab cov kev xav tau kev tsim kho zej zog rau xyoo 2020-2024. Lub Phiaj Xwm yuav coj kev hais txog Nroog Fresno yuav siv \$11 lab hauv tsoom fuv qhov peev txhua xyoo los mus daws kev xav tau hauv zej zog. Ib qhov kev kawm paub zeeg ob, yog Analysis of Impediments to Fair Housing Choice[AI], los kuj sam sim ua kev ntsuam xyuas cov teeb meem cuam tshuam txhawm rau kev ua vaj tse muaj vaj huam sib luag thiab nkag tau mus ua tej hauj lwm, mus rau tsev kawm ntawv thiab tau txais kev thauj mus los thoob plhaws Lub Xeev. Thov teeb phiaj xwm tuaj koom ib lub ntawm lub zej zog cov rooj sib tham rau kev sib sab laj cov teeb meem tseem ceeb no.

December 9, 2019 | 9 de diciembre |
Kaum Ob Hlis Ntuj Time 9

6:00 PM - 8:00 PM

Leavenworth Elementary
4420 E Thomas Ave, Fresno, CA
93702

December 10, 2019 | 10 de diciembre |
Kaum Ob Hlis Ntuj Time 10

5:30 PM - 7:30 PM

Ted C. Wills Community Center
770 N. San Pablo Ave, Fresno, CA
93728

December 12, 2019 | 12 de diciembre |
Kaum Ob Hlis Ntuj Time 12

6:00 PM - 8:00 PM

Williams Elementary
525 W Saginaw Way, Fresno, CA
93705

Para más información vaya a:

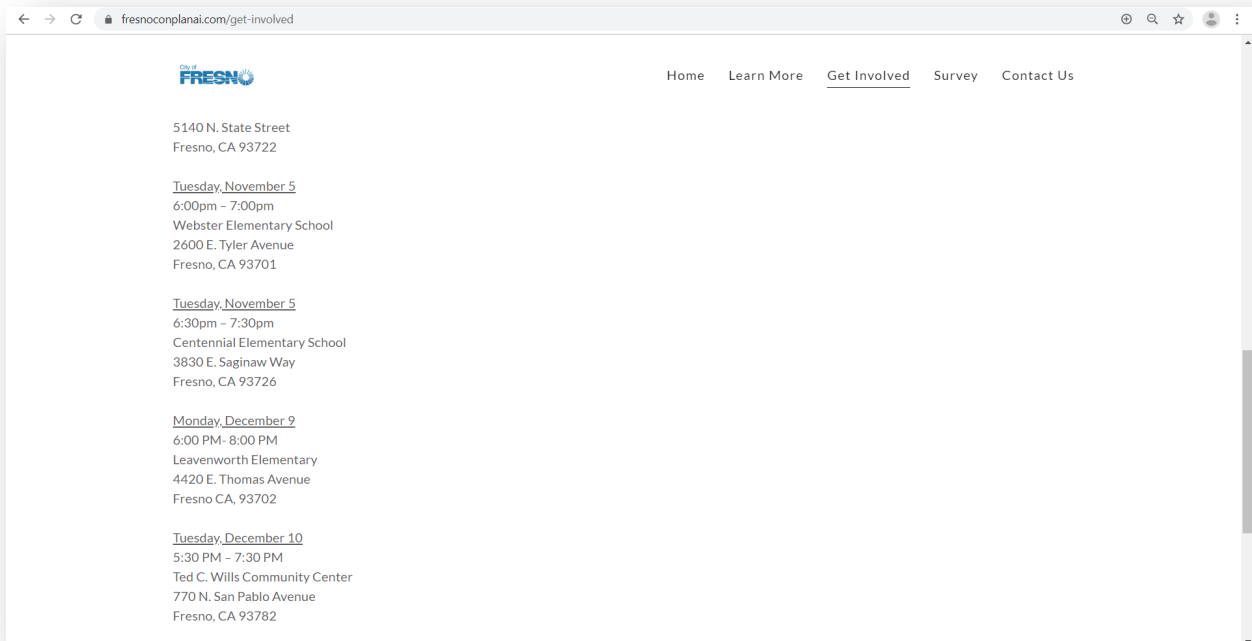
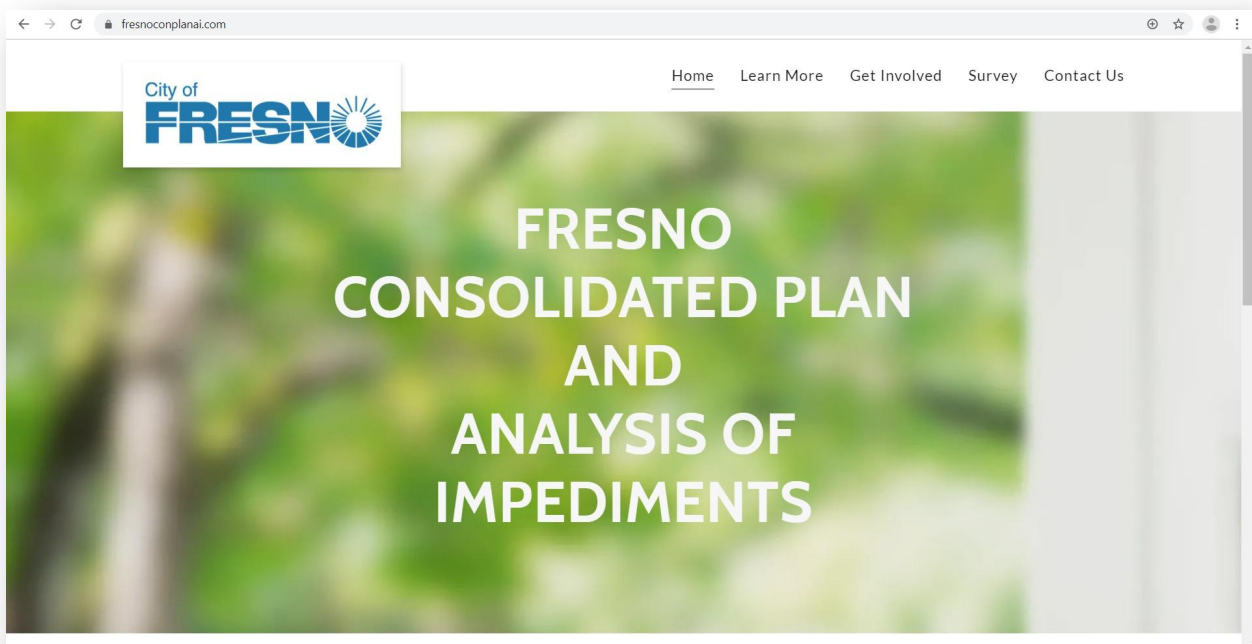


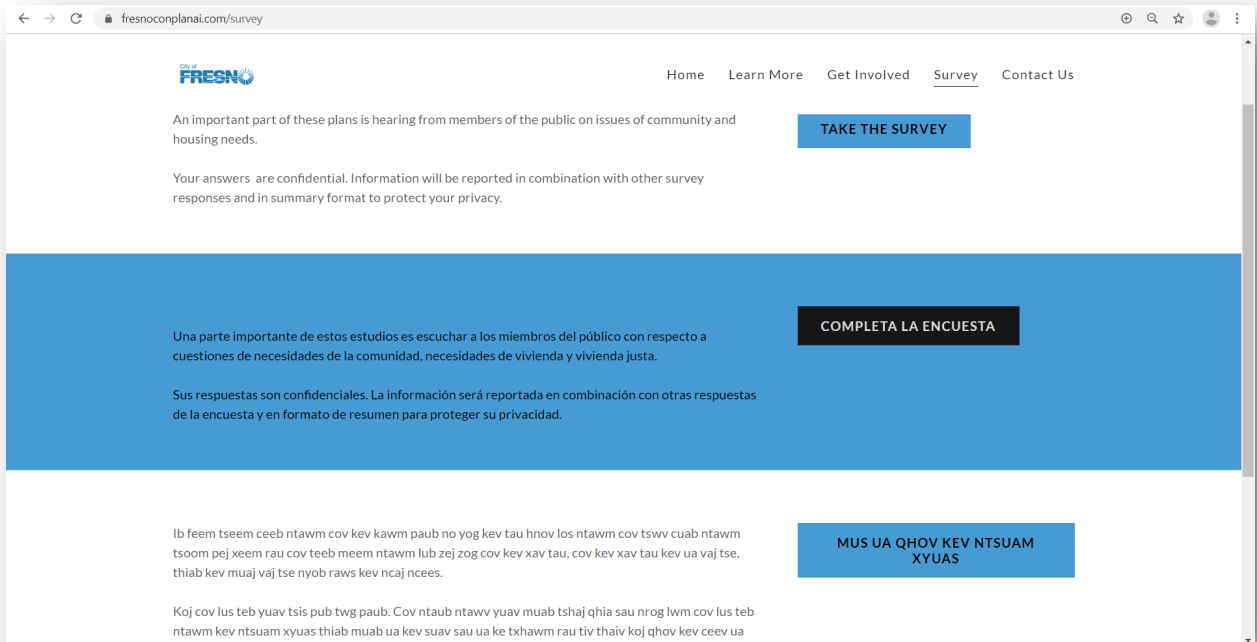
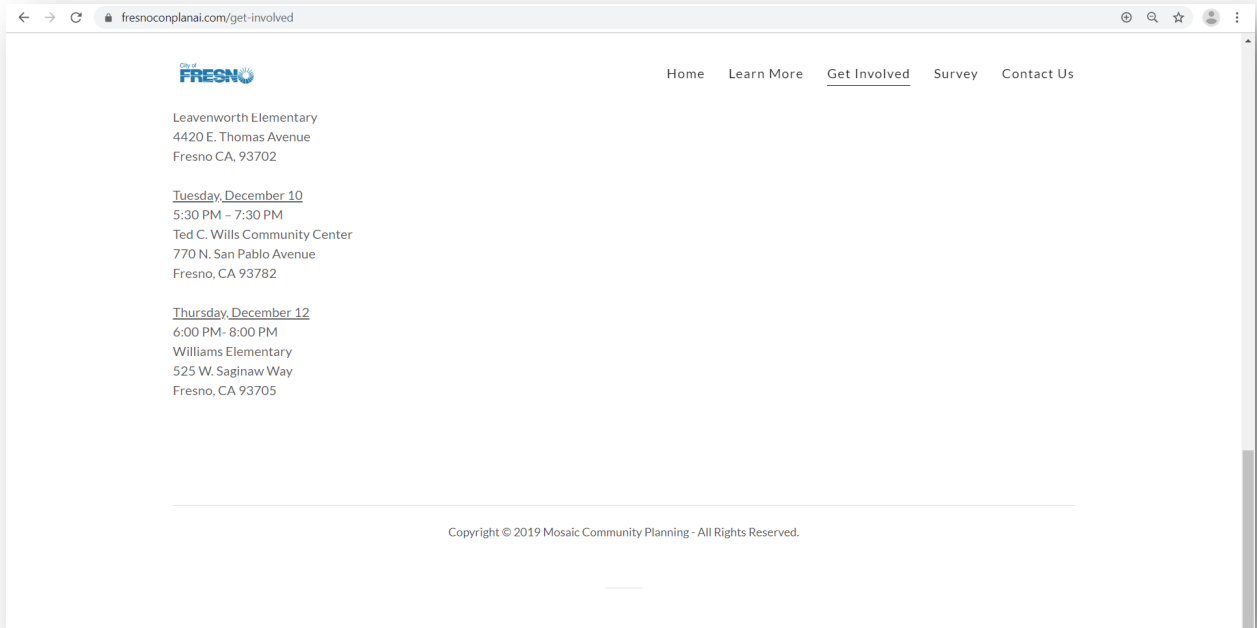
<https://www.fresno.gov/darm/housing-community-development/#tab-08>



Yog xav paub ntxiv mus saib:

Project Website: www.FresnoConPlanAI.com





Social Media – Facebook (separate post for each meeting)



Social Media – Twitter

City of Fresno @CityofFresno · Dec 9
 Fresno 5-Year Consolidated Plan & Analysis of Impediments Community Meeting tonight at Leavenworth Elementary from 6p-8p. The City is currently developing its 5-Year Consolidated Plan to assess the City's housing and community development needs for 2020-2024.

Reuniones Comunitarias sobre Plan Consolidado de 5 años de Fresno y Análisis de Impedimentos
 Nroog Fresno Cov Koom Txoos Rau Lub Phiaj Xwm Npaj Ua Hauj Lwm 5-Lub Xyoos & Kev Ntsuam Taug Xyuas Kev Cuam Tshuam Lub Zej Zog

The City of Fresno is currently developing its 5-Year Consolidated Plan to assess the City's housing and community development needs for 2020-2024. The Plan will guide how Fresno spends an annual \$11 million in federal funding to address community needs. A second study, the Analysis of Impediments to Fair Housing Choice, is also being conducted to examine barriers to equal housing and access to jobs, schools and transportation across the City. Please plan to attend one of the community meetings for a discussion of these important issues.

December 9, 2019 | 9 de diciembre | Kaum Ob His Ntuj Time 9
 6:00 PM - 8:00 PM
 Leavenworth Elementary
 4420 E Thomas Ave, Fresno, CA 93702

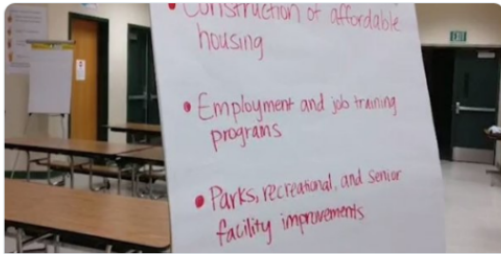
December 10, 2019 | 10 de diciembre | Kaum Ob His Ntuj Time 10
 5:30 PM - 7:30 PM
 Ted C. Willis Community Center
 770 N. San Pablo Ave, Fresno, CA 93728

December 12, 2019 | 12 de diciembre | Kaum Ob His Ntuj Time 12
 6:00 PM - 8:00 PM
 Williams Elementary
 525 W Saginaw Way, Fresno, CA 93705

Para más información vaya a:

1 Show this thread

City of Fresno @CityofFresno · 1h
 Our next community meeting takes place tomorrow, December 12, from 6:00 p.m. - 8:00 p.m. at Williams Elementary School. Please plan to attend for a discussion of these important issues.



Fresno wants your opinion on how to spend an annual \$11M in feder...
 FRESNO, California (KSEE/KGPE) – The city of Fresno wants the public to weigh in on how it spends \$11 million of federal money it receives every ye...
 yourcentralvalley.com

1 1 2

Media Calendar Posts (Selected)

yourcentralvalley.com/calendar/#/

M-A-S-H (1970)
Jan 8 Visalia Fox Theatre + Visalia, CA

Categories & Search Popularity

Monday, Dec 09 Fresno, CA 50 mi

Tuesday, Dec 10

- Winter Wonderland Holiday Mixer** 5:30 pm
River Park Learning Center | Fresno, CA 8.2 mi
- Defeater** 7:00 pm
Strummer's | Fresno, CA 1.5 mi
- Fresno 5-Year Consolidated Plan and Analysis of Impediments Community Meetings** 5:30 pm
Ted C. Willis Community Center | Fresno, CA 1.0 mi
- Jonny Lang** 7:00 pm
Tower Theatre | Fresno, CA 1.5 mi
- Ribbon Cutting** 3:00 pm
The Hub | Fresno, CA 1.8 mi
- Fresno Pacific University Art Exhibits** 9:00 am
Sattler 104 Art Gallery | Fresno, CA 3.0 mi
- STRUMMER'S TUESDAY NIGHT KARAOKE!** 9:30 pm
Strummer's | Fresno, CA 0.9 mi
- Toastmasters // See you at the top** 12:00 pm
Fresno, CA 0.9 mi
- Jonny Lang Meet & Greet** 8:00 pm
Tower Theatre | Fresno, CA 1.5 mi

abc30.com/community/calendar/?trumbaEmbed=date%3D202191209

WATCH VIDEOS

Monday, December 9, 2019

Time	Event	Location
9am	Nominations Being Accepted for \$36,000 Teen Changemakers Awards	1717 S. Chestnut Ave., Fresno
9am	Fresno Pacific University Art Exhibits	Woodward Park Regional Library 944 E Perrin Avenue Fresno, CA 93723
10am	St and Be Fit	Woodward Park Regional Library 944 E Perrin Avenue Fresno, CA 93723
5:30pm	Fresno 5-Year Consolidated Plan and Analysis of Impediments Community Meetings	Leavenworth Elementary 4420 E Thomas Ave., Fresno CA 93702

Tuesday, December 10, 2019

Time	Event	Location
9am	Fresno Pacific University Art Exhibits	1717 S. Chestnut Ave., Fresno
5:30pm	Fresno 5-Year Consolidated Plan and Analysis of Impediments Community Meetings	Ted C. Willis Community Center 732 N. San Pablo Ave., Fresno CA 93723

Wednesday, December 11, 2019

Time	Event	Location
9am	Fresno Pacific University Art Exhibits	1717 S. Chestnut Ave., Fresno
12pm	The Annual Holiday Show & Sale Exhibition and Opening Reception at Arts Visalia	214 E. Oak Ave. Visalia, CA 93291
2pm	Caregiving Through The Holidays	Valley Caregiver Resource Center 5263 North Fresno St Fresno, CA 93710
5:30pm	Advocate Information Session - CASA of Fresno and Madera Counties	525 Yosemite Ave. Madera, CA 93635
5:30pm	Join New Horizons Music for the Fall Season	Bullard High School 5445 North Palm Avenue Fresno, CA 93704
6:30pm	The Chill Suite	Fulton 55 875 Divisadero Street Fresno, CA 93721

Thursday, December 12, 2019

Time	Event	Location
9am	Fresno Pacific University Art Exhibits	1717 S. Chestnut Ave., Fresno
12pm	The Annual Holiday Show & Sale Exhibition and Opening Reception at Arts Visalia	214 E. Oak Ave. Visalia, CA 93291
5:30pm	Fresno 5-Year Consolidated Plan and Analysis of Impediments Community Meetings	Williams Elementary 525 W Saginaw Way, Fresno CA 93705
6pm	Storytelling Performance - Your Story to Tell Academy	The Backroom at The Revue 625 S Olive Ave., Fresno, CA 93728
7:30pm	Holiday Cabaret	DiCicco's Old Town 408 Clovis Ave Clovis, CA 93612
7:30pm	Lindsay Children's Nutcracker	Lindsay Community Theater 190 N Elmwood, Lindsay, CA 93247

Filter by Category

- Art / Photography / Crafts
- Community Events / Volunteerism
- Conferences
- Festivals / Parties
- Food and Beverage / Farmer's Market
- Fundraisers
- Galas / Banquets / Luncheons
- Job Fairs / Employment
- Meetings / Hearings
- Museum / Exhibitions
- Reunions
- Runs / Walks / Marathons
- School / Education
- Sports and Recreation
- Theater / Concerts
- Yard Sales / Garage Sales / Auctions
- Misc.

Select All, None

TOP STORIES


- 2 injured in Madera County structure fire
Updated an hour ago
- CHP gives emotional farewell to officer retiring after 32 years of service
Updated 2 hours ago
- 17-year-old girl arrested after crashing stolen plane into fence at Fresno airport
- Trump: 'It doesn't feel like I'm being impeached'
Updated 5 minutes ago
- Global stocks dip after Trump impeachment vote
Updated 2 minutes ago
- Radio host wishes for school shooting to distract from impeachment
- Holidays Heroes Blood Drive begins at Sierra Vista Mall
Updated 2 hours ago
- 15 horses shot, killed in Kentucky
Updated 2 hours ago
- Pedestrian struck, killed by truck in Merced

Consolidated Plan

FRESNO

220

Door Hanger



Can't attend a meeting? Please complete the survey on our website
.....
¿No puede asistir a una reunión? Por favor complete la encuesta en nuestro sitio web
.....

Puas yog tuaj koom tsis tau lub rooj sib tham? Thov pab mus kov qhov kev nug hauv peb lub vas sab:

www.FresnoConPlanAI.com/survey

The City of Fresno is currently developing its 5-Year Consolidated Plan to assess the City's housing and community development needs for 2020-2024. The Plan will guide how Fresno spends an annual \$11 million in federal funding to address community needs.

A second study, the Analysis of Impediments to Fair Housing Choice, is also being conducted to examine barriers to equal housing and access to jobs, schools and transportation across the City.

Please plan to attend one of the community meetings for a discussion of these important issues.

.....



Para más información vaya a:

↓

<https://www.fresno.gov/darm/housing-community-development/#tab-08>

↑

Yog xav paub ntxiv mus saib:



Federal Funding plan 2020-2024 by Fresno to target HUD, for funds and fair community development – Global Messenger



Federal Funding plan 2020-2024 by Fresno to target HUD, for funds and fair community development

Article Updated: December 11, 2019 | LEAVE A COMMENT



Fresno – US, the City of Fresno held a meeting on December 09 and 10, 2019 at different sites to address The U.S. Department of Housing and Urban Development federal funding plan to The Community for 2020 – 2024.

<https://globalmessenger.net/.../12/11/federal-funding-plan-2020-2024-by-fresno-to-target-hud-for-funds-and-fair-community-development/> [12/11/2019 11:54:51 AM]

News Story – Global Messenger (Page 2) - Punjabi and English

Federal Funding plan 2020-2024 by Fresno to target HUD, for funds and fair community development – Global Messenger

The City of Fresno is developing a 5 –Year Consolidated plan to The City's housing and Community development. The City developed a strategy plan to target U.S Department of Housing and Urban Development (HUD) for granting money to programs and projects, addressing the community needs and offering assistance to the eligible individuals. The plan is to guide how Fresno spends an annual \$11 million in federal funding.

The purpose of the U.S. Department of Housing and Urban Development (HUD) is to provide housing and community development assistance and to make sure everyone has access to "fair and equal" housing. To achieve these goals, it runs or participates in many programs intended to support homeownership, increase safe and affordable rental housing, reduce homelessness and fight housing discrimination. The Fresno is facing a huge homelessness as compared to the other cities as the homeless individuals also have moved to Fresno from other cities and camping out side of the businesses during the nights and it cold outside.

HUD says it has reduced veteran homelessness by 24% since 2010, helped 3.9 million families buy homes in the last five years and helped more than 450,000 families avoid foreclosure. HUD has also developed a number of case studies to highlight programs it considers successes.

Major HUD programs include Community Development Block Grant (CDBG) that covers economic Development activities such as employment and job training, Incentives for creating jobs, Housing repair and rehabilitation, minor to moderate repairs of homes and Infrastructural Improvements, Street, curb and sidewalk improvements. Home Investment Partnerships Act (HOME) contains Construction or acquisition / rehabilitation of affordable homes for sale to homeowners. Construction or acquisition / rehabilitation of rental homes for lease to tenants. First – Time homebuyer down payment assistance, rental assistance to tenants and rental vouchers for the individuals directly payable to the lessors. It is great opportunity to the first time home buyers that there is down payment assistance available for them to buy a home.

Emergency Solutions Grant (ESG) covers the clauses such as Homeless prevention, Outreach to the homeless, emergency shelters, providing essential services for homeless or victims of domestic violence (Homeless or at risk of homelessness eligibility required) and Housing Opportunities for Persons with AIDS (HOPWA) that ensures Permanent supportive housing, Housing vouchers, Short-term rent, mortgage, and utility assistance, Case management, Transportation, Meals and nutrition (A member of the family/household must be AIDS/HIV positive).

<https://globalmessenger.net/.../12/11/federal-funding-plan-2020-2024-by-fresno-to-target-hud-for-funds-and-fair-community-development/>[12/11/2019 11:54:51 AM]

News Story – Global Messenger (Page 3) - Punjabi and English

Federal Funding plan 2020-2024 by Fresno to target HUD, for funds and fair community development – Global Messenger



How will it work?

The workshop gave a detailed insight of all the fundschemes offered by HUD and it has planned on to finish gathering community input, through community meetings, individual interviews, and surveys by the end of next week (end of 3rd week of December). Further, the community members would analyze data and community input to prepare a list of community development priorities and fair housing barriers. After the presentation of draft reports for public review and comment (March -April) the final reports would be prepared for local approval (late April) and will be submitted to HUD (due May 15, 2020).

Capitalism might not want everyone to succeed, but when a society is created to protect everyone under its umbrella you may be surprised at just how beneficial it can be for the community as a whole. The initiative is entirely a selfless motive to prioritize the actual developmental needs and support all those who can be, including the homeless, victims of domestic violence or patients of HIV.

When considering the number of single people and families that are affected by homelessness every year, it's important to initiate such programs through a wide, intersectional lens. Homelessness is an aspect of society that can intersect with many other subjects: from policing, infrastructure, disease and population health, to the local workforce and economy. People of color, LGBTQIA, and other marginalized identities are often more susceptible to being homeless sometime during their lives due to their identity or circumstances but when a community comes together all these societal evils can be fought and conquered.

There are some important statistics to consider when analyzing the current population of people that are homeless. According to a survey conducted by the Housing and Urban Development (HUD) department in January 2013, and reported by [NationalHomeless.org](https://nationalhomeless.org):

- HUD found 610,042 individuals to be homeless on a single night in January 2013. – Most homeless persons (85%) are individuals, while 15% of homeless persons are in family households.
- 33% of all homeless people were youths under the age of 24. About 110,000 of them are LGBTQIA youth.

<https://globalmessenger.net/.../12/11/federal-funding-plan-2020-2024-by-fresno-to-target-hud-for-funds-and-fair-community-development/>[12/11/2019 11:54:51 AM]

News Story – Global Messenger (Page 4) - Punjabi and English

Federal Funding plan 2020-2024 by Fresno to target HUD, for funds and fair community development – Global Messenger

57,849 veterans, overwhelmingly 92% male, were homeless on a single night in January 2013. 60% were residing in shelters or transitional housing programs, while 40% were without shelter.

- 48% of homeless individuals (without families) were found to be living without shelter.
- Families experiencing homelessness made up 50% of those who were sheltered.
- Five states, California (22%), New York (13%), Florida (8%), Texas (5%), and Massachusetts (3%), accounted for more than half of the homeless population in the United States in 2013.
- About 1.5 million people will experience homelessness every year.

Major population supports the idea of providing subsidized housing for the homeless. It's easy to see just how beneficial these programs can be. However, there is an important underlying condition: the housing and healthcare provided needs to be without conditions. Conditional housing and community development may not always be able to take under its shelter, the people or areas of genuine need. The Brightside however remains, initiation and support of "community for community."



PREVIOUS POST

Global Warming is becoming burdensome on Tax payers paying capacity falls short to protect the flooding in Keys, Florida.

Posted in:

Uncategorized

LEAVE A REPLY

Your Name

Your Email

Save my name, email, and website in this browser for the next time I comment.

<https://globalmessenger.net/.../12/11/federal-funding-plan-2020-2024-by-fresno-to-target-hud-for-funds-and-fair-community-development/> [12/11/2019 11:54:51 AM]



NEWS ▾ ONLINE ONLY WEATHER ▾ CENTRAL VALLEY TODAY SPORTS ▾ COMMUNITY ▾ EDUCATION ▾

LOCAL NEWS

Fresno wants your opinion on how to spend an annual \$11M in federal funding



by: Dom McAndrew

Posted: Dec 11, 2019 / 08:09 AM PST / Updated: Dec 11, 2019 / 08:11 AM PST

FRESNO, California (KSEE/KGPE) – The city of Fresno wants the public to weigh in on how it spends \$11 million of federal money it receives every year.

The funds are earmarked for community needs, but city officials want the community to say what is most needed.

“How they would like for us to prioritize those dollars,” said Director of Planning and Development Jennifer Clark.

“How would they like for us to spend that money over the next five years so that we know what are the best and most important investments to make.”

Two of the three community meetings have already taken place. The third is Thursday at Williams Elementary at 525 W. Saginaw Way.

Anyone unable to get to the meeting can also [fill out the survey online](#).

For local, national, and breaking news, and to get weather alerts, download our FREE mobile app from the [Apple App Store](#) or the [Google Play Store](#).

Copyright 2020 Nexstar Broadcasting, Inc. All rights reserved. This material may not be published, broadcast, rewritten, or redistributed.

Outreach Activities in Support of the January 2020 Workshops

- Printed flyers distributed at 18 community and neighborhood centers, distributed to apartment complexes location near the sites of the meetings, and distributed at the Southeast Asian Family Education Conference at Fresno State University
- Digital distribution of flyers to Fresno Unified School District, Clovis Unified School District, and Sanger Unified School District schools for schools located in the City of Fresno and sent home with children at select schools near the sites of meetings
- Project website (www.FresnoConPlanAI.com) logged 818 unique visitors and 994 visits
- Facebook posts reached 5,800 individuals and drove 99 engagements
- Twitter post reached 5,002 individuals and drove 46 engagements
- Nextdoor post reached 12,166 individuals
- Push notification to 30,000 users of the City's resident service app, FresGo
- Personalized Email to all prior attendees of Community meetings
- Email to Housing and Community Development stakeholder list with 500+ recipients
- Publication on local media calendars of local news organizations including ABC 30 KFSN, CBS 47 KGPE, NBC 24 KSEE, Fox 26 KMPH, KBIF 900 AM, and Radio Bilingue.
- Door-to-door canvassing: hung 1,500 flyers on doors and City staff engaged with neighborhood residents near the locations of the meetings
- Participation and flyer distribution at community meetings including the El Dorado Neighborhood meeting and the Winchell Elementary School resident meeting
- Printed flyers distributed at food distributions and congregations near the site of community meetings, as well as announcements during services
- The El Dorado Park CDC created custom flyers and invited residents attending a local event, and by inviting residents to dinner before the meeting to encourage attendance



Housing and Community Development Division

COMMUNITY MEETING

JUNTA DE LA COMUNIDAD • LUB ROOJ SIB THAM HAUV NROOG ZEJ ZOG

Help us help your community - your feedback is important!

The City of Fresno receives yearly funding from the U.S. Department of Housing and Urban Development to help low and moderate income persons. This funding can be used for affordable housing, homelessness, community services, infrastructure improvements, community facilities, and more. The city collected feedback from the community using surveys, meetings, and focus groups to help develop a 5-year plan and annual plan.

At this meeting, we'll tell you what the community said they want to see in these important plans. Join us to learn what this could mean for your community, to provide feedback on our priorities, and to learn how you can get involved in the planning process.

Ayúdenos a ayudar a su comunidad - ¡sus comentarios son importantes!

La ciudad de Fresno recibe fondos anuales del Departamento de Vivienda y Desarrollo Urbano de los Estados Unidos para ayudar a personas de ingresos bajos y moderados. Este financiamiento se puede utilizar para viviendas asequibles, personas sin hogar, servicios comunitarios, mejoras de infraestructura, instalaciones comunitarias y más. La ciudad recopiló comentarios de la comunidad utilizando encuestas, juntas y grupos de enfoque para ayudar a desarrollar un plan de 5 años y un plan anual.

En esta junta, le diremos lo que la comunidad quiere ver en estos planes importantes. Acompáñenos para aprender lo que esto podría significar para su comunidad, para proporcionar comentarios sobre nuestras prioridades y para aprender cómo puede involucrarse en el proceso de planificación.

Pab peb pab koj lub zej zog - koj cov lus tshaj tawm tseem ceeb!

Lub nroog Fresno tau txais nyiaj txhua xyoo los ntawm Asmeskas Lub Tsev Haujlwm Saib Xyuas Vaj Tsev thiab NroogTsim Kho los pab cov neeg tau nyiaj tsawg thiab qis. Cov nyiaj txiag no tuaj yeem siv rau cov tsev nyob, cov neeg tsis muaj tsev nyob, kev pabcuam hauv zej zog, kev tsim kho vaj tse, tej chaw hauv zej zog, thiab lwm yam. Lub nroog sau cov tswv yim los ntawm zej zog, kev tshawb fawb, cov rooj sib tham, thiab pawg tsoom kwm los pab tsim kho 5-xyoo phiaj xwm thiab phiaj xwm xyoo.

Hauv lub rooj sib tham no, peb yuav qhia koj seb lub zej zog hais tias lawv xav pom dab tsi hauv cov phiaj xwm tseem ceeb no. Tuaj koom nrog peb kawm saib qhov no yuav txhais tau li cas rau koj lub zej zog, los tawm tswv yim ntawm peb cov haujlwm tseem ceeb, thiab kom kawm tau paub tias koj tuaj yeem koom tes hauv cov txheej txheem phiaj xwm no tau il cas rau li cas.

**JANUARY 21
6:00-8:00 PM**

Sal Mosqueda
Community Center
4670 E. Butler Avenue
lb Hlis ntuj hnuv tim 21,
xyoo 2020

**JANUARY 22
6:00-8:00 PM**

Wesley UMC
Fireside Room
1343 E. Barstow Avenue
lb Hlis ntuj hnuv tim 22,
xyoo 2020

**JANUARY 23
6:00-8:00 PM**

West Side Seventh Day
Adventist Church
2750 S. MLK Jr. Blvd.
lb Hlis ntuj hnuv tim 23,
xyoo 2020

LEARN MORE:

APRENDA MAS INFORMACIÓN DEL SITIO WEB: • YOG XAV PAUB TSHAJ NO NTXIV:

www.fresnoconplanai.com

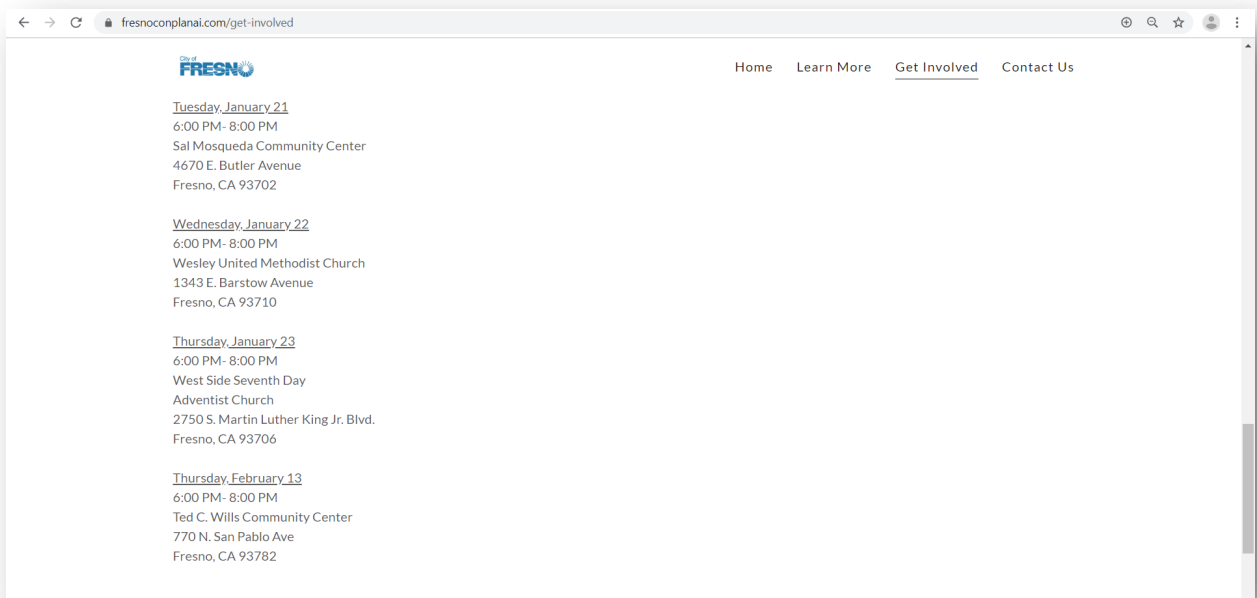
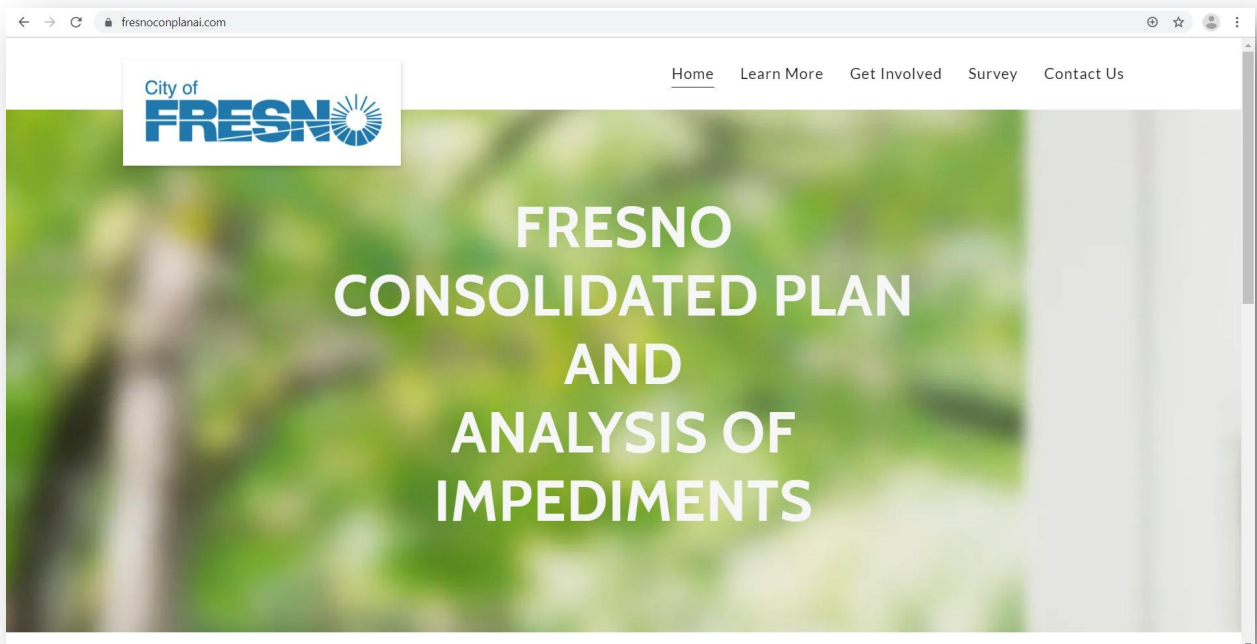
For accommodations or for more information, contact:

Para adaptaciones o para más información, comuníquese con • Yog xav tau kev pab ntxiv los sis xav paub tshaj no ntxiv, hu tau rau

Edward Chinevere at (559) 621-8512

o por correo electrónico | los sis tus email

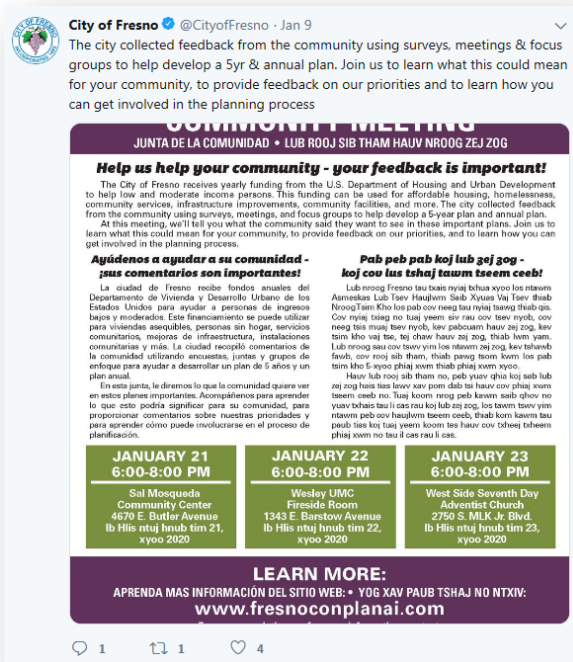
Edward.Chinevere@fresno.gov



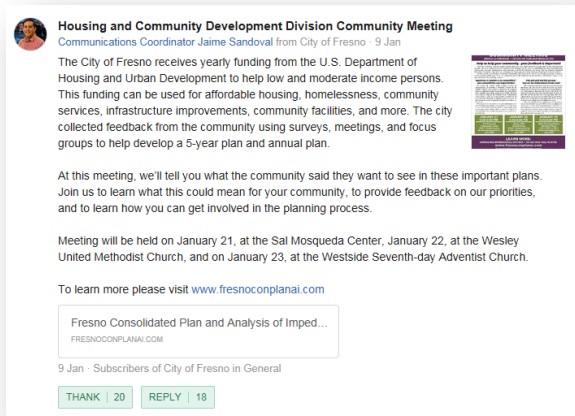
Social Media – Facebook (separate post for each meeting)



Social Media – Twitter




Social Media – Nextdoor



Housing and Community Development Division Community Meeting
Communications Coordinator Jaime Sandoval from City of Fresno · 9 Jan

The City of Fresno receives yearly funding from the U.S. Department of Housing and Urban Development to help low and moderate income persons. This funding can be used for affordable housing, homelessness, community services, infrastructure improvements, community facilities, and more. The city collected feedback from the community using surveys, meetings, and focus groups to help develop a 5-year plan and annual plan.



At this meeting, we'll tell you what the community said they want to see in these important plans. Join us to learn what this could mean for your community, to provide feedback on our priorities, and to learn how you can get involved in the planning process.

Meeting will be held on January 21, at the Sal Mosqueda Center, January 22, at the Wesley United Methodist Church, and on January 23, at the Westside Seventh-day Adventist Church.

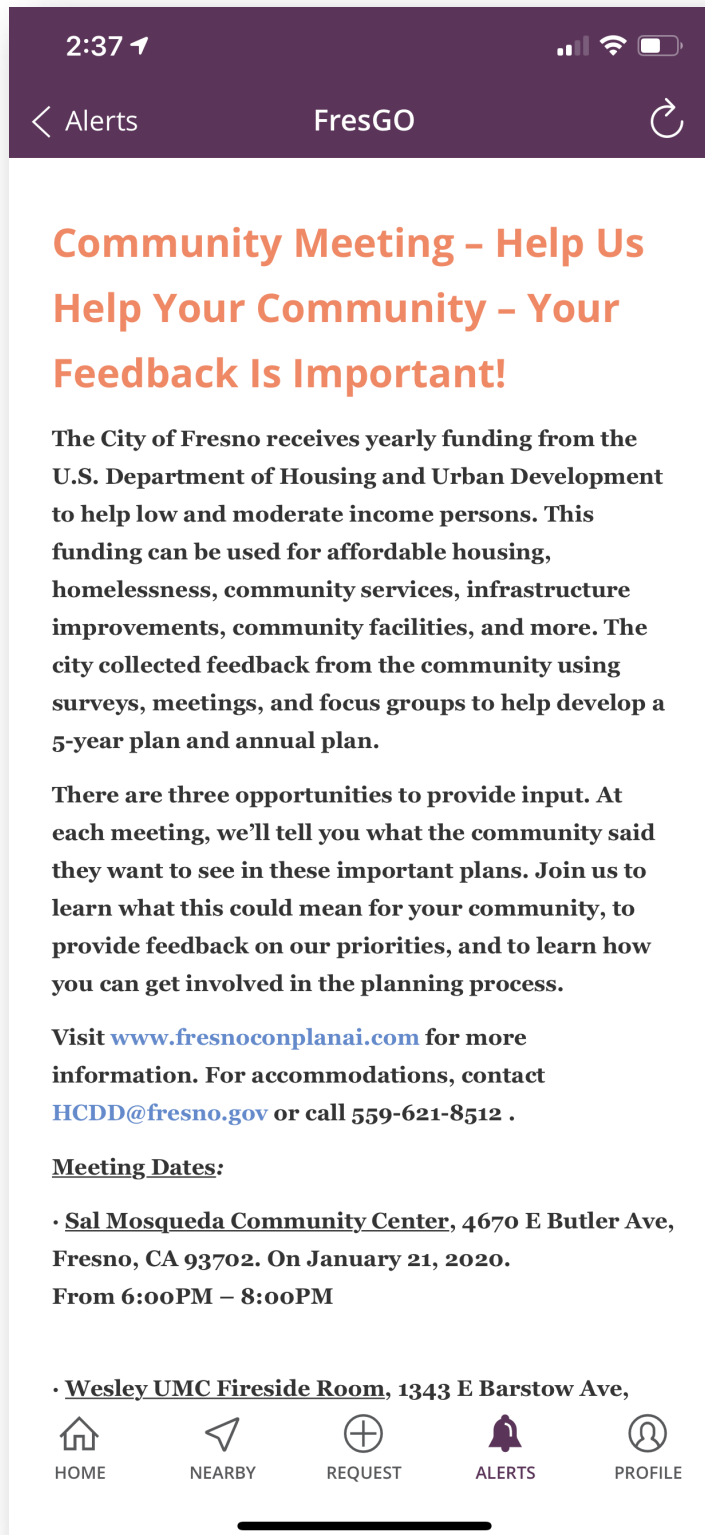
To learn more please visit www.fresnoconplanai.com

Fresno Consolidated Plan and Analysis of Imped...
FRESNOCONPLANAI.COM

9 Jan · Subscribers of City of Fresno in General

THANK | 20 REPLY | 18

FresGo Push Notification



Email Distribution – to Previous Attendees

Edward Chinevere

From: HCDD
Sent: Friday, January 10, 2020 9:39 AM
To: [REDACTED]
Subject: Help us help your community - your feedback is important!
Attachments: Flyer - Spanish - Hmong - English Jan 2020.pdf

Dear [REDACTED],

Thank you for attending our community meeting at Fresno City Hall on 11/6/2019 regarding the City of Fresno's yearly funding from the U.S. Department of Housing and Urban Development. The input you provide is important to help us learn what the community needs most.

As we discussed at the meeting, the funding is used to help low and moderate income persons and can be used for affordable housing, homelessness, community services, infrastructure improvements, community facilities, and more. After speaking with residents at meetings like the one you came to, and getting feedback through surveys and focus groups, we would like to ask for your feedback about what we heard from the community. We'll discuss the highest priority needs which may be part of our 5-year plan and annual plan. This will determine how federal funds are spent in the City of Fresno over the next five years.

Please join us at one of the upcoming meetings to learn what this could mean for your community, to provide feedback on our priorities, and to learn how you can get involved in the planning process.

- **January 21, 2020**
 - Sal Mosqueda Community Center
 - 4670 E Butler Ave, Fresno, CA 93702
 - 6:00PM – 8:00PM
- **January 22, 2020**
 - Wesley United Methodist Church
 - 1343 E Barstow Ave, Fresno, CA 93710
 - 6:00PM – 8:00PM
- **January 23, 2020**
 - West Side Seventh Day Adventist Church
 - 2750 S M.L.K. Jr Blvd, Fresno, CA 93706
 - 6:00PM – 8:00PM

For more information, please visit www.fresnoconplanai.com. For questions or accommodations, please contact Edward Chinevere at 559-621-8512 or email edward.chinevere@fresno.gov.

Housing and Community Development Division
City of Fresno Planning and Development Department
2600 Fresno Street • CHN 3064 • Fresno CA 93721

Media Calendar Posts (Selected)

abc 30 ACTION NEWS
Fresno County North Valley South Valley Foothills/Sierra

[WATCH VIDEOS](#)
Log In

COMMUNITY CALENDAR

[SHARE](#) [TWEET](#) [EMAIL](#)

SUBMIT AN EVENT

Please review the contact and event information you just provided:

Submitter Name: Darnette Barber
 Submitter Email: Darnette.barber@fresno.gov
 Submitter Phone: 559-621-6458

Community Meeting

WHEN: Tuesday, January 21, 2020, 6 - 8pm PST
 REPEATS: Every day starting January 21, 2020 through January 23, 2020


121
 Sal Mosqueda Community Center
 4970 E. Butler Avenue

122
 Wesley UMC
 Fresno Room
 1343 E. Barstow Avenue

123
 West Side Seventh Day Adventist Church
 2170 S. MLK Jr. Blvd

LOCATION: **MSJ**
 CATEGORY: Community Events / Volunteerism
 CONTACT NAME: Edward Chibweza
 CONTACT PHONE: 559-621-4912
 CONTACT EMAIL: Edward.Chibweza@fresno.gov

COST: Free

EVENT IMAGE: 

WEB LINK: www.fresnoonline.com


EVENT DETAILS: Help us help your community - your feedback is important! The City of Fresno receives yearly funding from the U.S. Department of Housing and Urban Development to help low and moderate income persons. This funding can be used for affordable housing, homelessness, community services, infrastructure improvements, community facilities, and more. The city collected feedback from the community using surveys, meetings, and focus groups to help develop a 5-year plan and annual plan. At this meeting, we'll tell you what the community said they want to see in these important plans. Join us to learn what this could mean for your community, to provide feedback on our priorities, and to learn how you can get involved in the planning process.


To make corrections, click **Back**. **DO NOT** use your browser's Back button.
 If the information is correct, click **Submit**.


[Back](#) [Submit](#)

Map link created using Microsoft Bing Maps Technology [Bing Maps Terms of Use](#)

TOP STORIES

- 

Man shot, killed in east central Fresno; second homicide last weekend
 Updated 43 minutes ago
- 

2 bodies found on houseboat on Lake McClure ID'd as La Grange and Merced natives
- 

Foggy Day School Schedules, Fog Tracker from ABC30
- 43-year-old man identified as central Fresno homicide victim
- 1 hospitalized for burns after southeast Fresno house fire
 Updated an hour ago
- Oscars 2020: Full list of nominations
 Updated 2 hours ago
- Merced Co. coroner looking for family of

[RETURN TO COMMUNITY CALENDAR](#)

Door Hanger



COMMUNITY MEETING

Help us help your community - your feedback is important!

The City of Fresno receives yearly funding from the U.S. Department of Housing and Urban Development to help low and moderate income persons. This funding can be used for affordable housing, homelessness, community services, infrastructure improvements, community facilities, and more. The city collected feedback from the community using surveys, meetings, and focus groups to help develop a 5-year plan and annual plan.

At this meeting, we'll tell you what the community said they want to see in these important plans. Join us to learn what this could mean for your community, to provide feedback on our priorities, and to learn how you can get involved in the planning process.

JAN 21
6:00-8:00 PM | Sal Mosqueda Community Center
4670 E. Butler Avenue
Ib Hlis ntuj hhub tim 21, xyoo 2020

JAN 22
6:00-8:00 PM | Wesley UMC Fireside Room
1343 E. Barstow Avenue
Ib Hlis ntuj hhub tim 22, xyoo 2020

JAN 23
6:00-8:00 PM | West Side Seventh Day
Adventist Church
2750 S. Martin Luther King Jr. Blvd.
Ib Hlis ntuj hhub tim 23, xyoo 2020

LEARN MORE:
www.fresnoconplanai.com
For accommodations or for more information, contact:
Edward Chinevere at (559) 621-8512
Edward.Chinevere@fresno.gov



JUNTA DE LA COMUNIDAD

Ayúdenos a ayudar a su comunidad - ¡sus comentarios son importantes!

La ciudad de Fresno recibe fondos anuales del Departamento de Vivienda y Desarrollo Urbano de los Estados Unidos para ayudar a personas de ingresos bajos y moderados. Este financiamiento se puede utilizar para viviendas asequibles, personas sin hogar, servicios comunitarios, mejoras de infraestructura, instalaciones comunitarias y más. La ciudad recopiló comentarios de la comunidad utilizando encuestas, juntas y grupos de enfoque para ayudar a desarrollar un plan de 5 años y un plan anual.

En esta junta, le diremos lo que la comunidad quiere ver en estos planes importantes. Acompáñenos para aprender lo que esto podría significar para su comunidad, para proporcionar comentarios sobre nuestras prioridades y para aprender cómo puede involucrarse en el proceso de planificación.

APRENDA MAS INFORMACIÓN DEL SITIO WEB:
www.fresnoconplanai.com
Para adaptaciones o para más información, comuníquese con
Edward Chinevere al (559) 621-8512
o por correo electrónico
Edward.Chinevere@fresno.gov

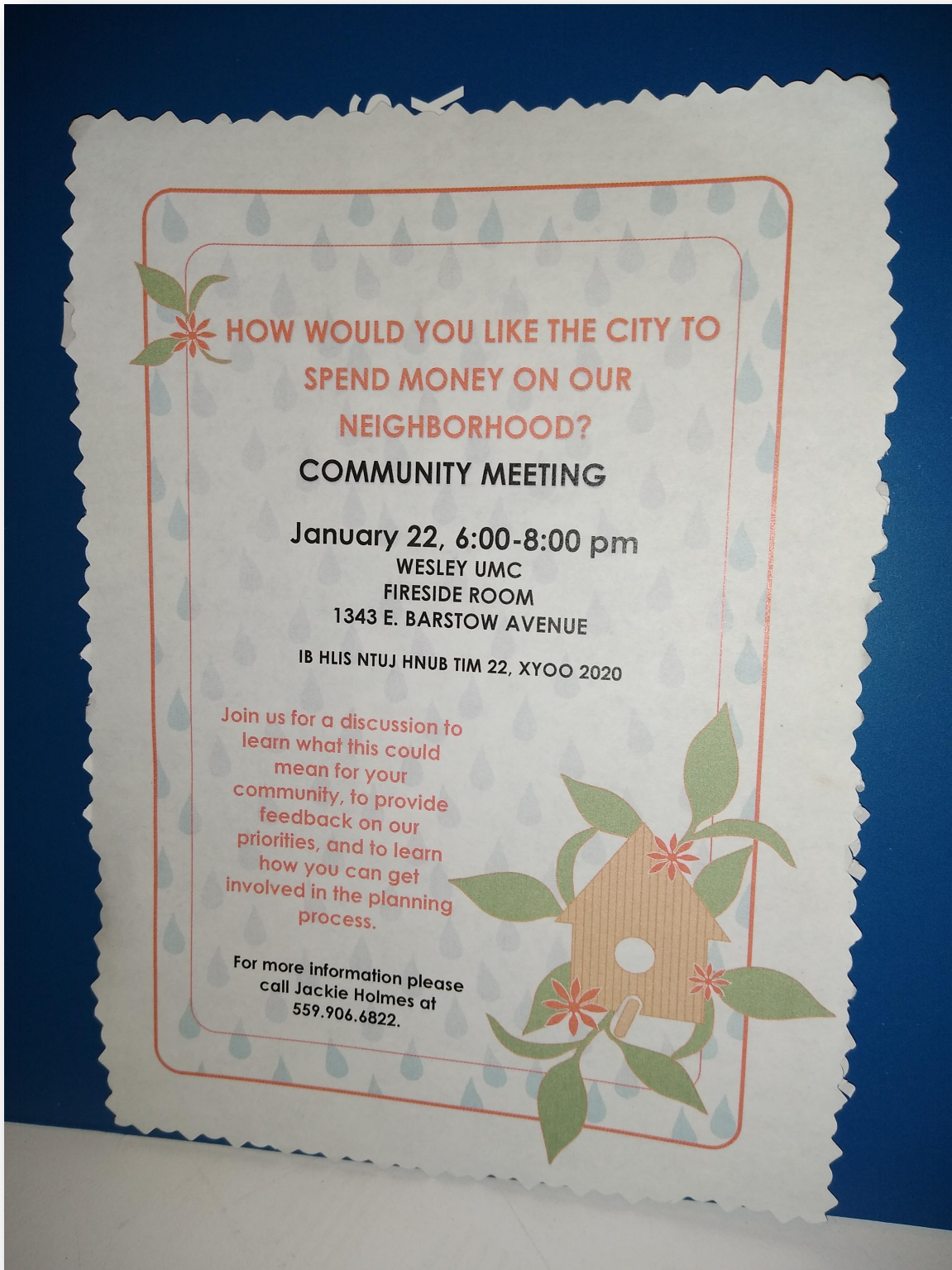
LUB ROOJ SIB THAM HAUV NROOG ZEJ ZOG

Pab peb pab koj lub zej zog - koj cov lus tshaj tawm tseem ceeb!

Lub nroog Fresno tau txais nyiaj txhua xyoo los ntawm Asmeskas Lub Tsev Haujlwm Saib Xyuas Vaj Tsev thiab Nroog Tsim Kho los pab cov neeg tau nyiaj tsawg thiab qis. Cov nyiaj txiaj no tuaj yeem siv rau cov tsev nyob, cov neeg tsis muaj tsev nyob, kev pabcuam hauv zej zog, kev tsim kho vaj tse, tej chaw hauv zej zog, thiab lwm yam. Lub nroog sau cov tswv yim los ntawm zej zog, kev tshawb fawb, cov rooj sib tham, thiab pawg tsom kwm los pab tsim kho 5-xyoo phiaj xwm thiab phiaj xwm xyoo.

Hauv lub rooj sib tham no, peb yuav qhia koj seb lub zej zog hais tias lawv xav pom dab tsi hauv cov phiaj xwm tseem ceeb no. Tuaj koom nrog peb kawm saib qhov no yuav txhais tau li cas rau koj lub zej zog, los tawm tswv yim ntawm peb cov haujlwm tseem ceeb, thiab kom kawm tau paub tias koj tuaj yeem koom tes hauv cov txheej txheem phiaj xwm no tau il cas rau li cas.

YOG XAV PAUB TSHAJ NO NTXIV:
Nkag mus nyeem tau peb qhov Website ntawm:
www.fresnoconplanai.com
Yog xav tau kev pab ntiv los sis xav paub
tshaj no ntiv, hu tau rau
Edward Chinevere ntawm (559) 621-8512
los sis tus email
Edward.Chinevere@fresno.gov



APPENDIX B: CITY OF FRESNO REVISED CITIZEN PARTICIPATION PLAN

It is the policy of the City of Fresno (City) to provide for full involvement by the community and its residents in the planning, development, implementation and evaluation of programs funded by the U.S Department of Housing and Urban Development, including the Community Development Block Grant (CDBG), HOME Investment Partnerships Act (HOME), HEARTH Emergency Solutions Grant (HESG) and the Housing Opportunities for Persons with AIDS/HIV (HOPWA) programs.

This Citizen Participation Plan (CPP) sets forth the procedures and guidelines to be implemented by the City to provide for the continuing participation by the citizens of Fresno. The City acknowledges the need for, and the role, of citizen involvement, but also recognizes that the final determination and responsibility for policy development rests with the City Council.

Citizen Participation Plan

Introduction

The City of Fresno (City) is a federal entitlement jurisdiction that receives federal grant funding from the U.S. Department of Housing and Urban Development (HUD).

The City of Fresno receives federal entitlement grant funding for the following program:

- Community Development Block Grants (CDBG)
- HOME Investment Partnership Program (HOME)
- Housing Opportunities for People with AIDS (HOPWA)
- Emergency Solutions Grants (ESG)

As an entitlement jurisdiction, the City is required to prepare a:

- Five Year Consolidated Plan (Consolidated Plan)
- Annual Action Plan (Action Plan)
- Annual Consolidated Annual Performance Evaluation Report (CAPER)

Under HUD's Code of Final Regulations for the Consolidated Plan (24 CFR Part 91 Sec. 91.105), the City must adopt a Citizen Participation Plan (CPP) that sets forth the City's policies and procedures for citizen participation in the planning, execution, and evaluation of the Consolidated Plan, Action Plans, and CAPER. This CPP provides guidelines for the City to provide and encourage public participation by residents, community stakeholders, and grant beneficiaries in the process of drafting, implementing, and evaluating the Consolidated Plan and related documents. The citizen participation process includes outreach, public hearings, community forums, and opportunities for comment.

Definitions

- Annual Action Plan: The Action Plan summarizes the activities that will be undertaken in the upcoming Fiscal Year (FY) to meet the goals outlined in the Consolidated Plan. The Action Plan also identifies the federal and non-federal resources that will be used to meet the goals of the approved Consolidated Plan.
- Citizen Participation Plan: The CPP provides guidelines by which the City will promote engagement in the planning, implementation, and evaluation of the distribution of federal funds, as outlined in the Consolidated Plan, Action Plan, and CAPERs.
- Community Development Block Grant: HUD's CDBG program provides communities with resources to address a wide range of housing and community development needs that benefit very low and low-income persons and areas.
- Consolidated Annual Performance Evaluation Report: The CAPER assesses the City's annual achievements relative to the goals in the Consolidated Plan and proposed activities in the Action Plan. HUD requires the City to prepare a CAPER at the end of each fiscal year.

- Department Of Housing And Urban Development: HUD is the federal government agency that creates and manages programs pertaining to federal home ownership, affordable housing, fair housing, homelessness, and community and housing development.
- Displacement: Displacement refers to the involuntary relocation of individuals from their residences due to housing development and rehabilitation activities paid for by federal funds.
- Eligible Activity: Activities that are allowable uses of the CDBG funds covered by the CPP as defined in the Code of Federal Regulations Title 24 for HUD.
- Emergency Solutions Grant: HUD's ESG program provides communities with resources to serve homeless individuals and families via Street Outreach, Emergency Shelter, Homelessness Prevention, Rapid Re-Housing Assistance, Homeless Management Information System (HMIS), and Administrative Activities.
- Entitlement Jurisdiction: A city with a population of at least 50,000, a central city of a metropolitan area, or a qualified urban county with a population of at least 200,000 that receives grant funding from HUD.
- Five Year Consolidated Plan: HUD requires entitlement jurisdictions to prepare a Consolidated Plan every five years. The Consolidated Plan is a strategic plan that identifies housing, economic, and community development needs and prioritizes funding to address those needs over a five-year period.
- HOME Investment Partnerships Program: The HUD HOME program provides resources to fund a wide range of activities that build, buy, and/or rehabilitate affordable rental or homeownership housing or provide direct rental assistance to low-income people.
- Housing Opportunities for Persons with AIDS: The HUD HOPWA program provides resources that benefit low-income persons medically diagnosed with HIV/AIDS and their families, including housing and social services, chemical dependency treatment, nutritional services, case management, and assistance with daily living.
- Low- and Moderate-Income: As defined annually by HUD, Low- and Moderate-Income (LMI) is 0-80 percent of area median family income (AMI) for a jurisdiction, with adjustments for smaller or larger families. This includes those individuals presumed by HUD to be principally LMI (abused children, battered spouses, elderly persons, severely disabled adults, homeless persons, illiterate adults, persons living with AIDS and migrant farm workers). HUD utilizes three income levels to define LMI households:
 - Extremely low-income: Households earning 30 percent or less than the AMI (subject to specified adjustments for areas with unusually high or low-incomes)
 - Very low-income: Households earning 50 percent or less than the AMI (subject to specified adjustments for areas with unusually high or low-incomes)
 - Low- and moderate-income: Households earning 80 percent or less than the AMI (subject to adjustments for areas with unusually high or low-incomes or housing costs)

- **Public Hearing:** Public hearings are designed to provide the public the opportunity to make public testimony and comment. Public hearings related to the Consolidated Plan are to be advertised in local newspapers and made accessible to non-English speakers and individuals with disabilities.
- **Substantial Amendments:** Amendments are considered “Substantial” whenever one of the following is proposed:
 - A change in the allocation priorities or a change in the method of fund distribution.
 - A change which increases or decreases by 25 percent the amount allocated to a category of funding, or a project or activity budget funded by the entitlement grant programs.
 - To implement an activity using CDBG funds for new programs that were not described in the Consolidated Plan or the current year Annual Action Plan.
 - To change the purpose or intended beneficiaries of an activity approved for CDBG funding, e.g., instead of primarily benefitting lower income households the activity instead proposes to benefit mostly moderate income households.

Roles, Responsibilities, and Contact Information

The City of Fresno is a federal entitlement jurisdiction and is a recipient of grant funding from the federal government.

The City of Fresno’s Charter established a council and manager form of government. Fresno’s City Council is the elected legislative body of the City and is responsible for approving its Consolidated Plan, Action Plans, Substantial Amendments, and CAPERs prior to their submission to HUD.

It is the intent of the City to provide for and encourage citizen participation, with particular emphasis on participation by lower income persons who are beneficiaries of or impacted by entitlement- funded activities. The City encourages participation in all stages of the Consolidated Planning process by all residents, including minorities and non-English speaking persons, as well as persons with mobility, visual or hearing impairments, and residents of assisted housing developments and recipients of tenant-based assistance.

In general, hearings will be held at City Hall due to its central location, convenient access, and disability accessibility. Translation services will be provided when there is an indication that non-English speaking persons will be attending. Other reasonable accommodations will be provided on a case-by-case basis.

The General Contact Information for the City's HUD Entitlement Programs is:

City of Fresno
Thomas Morgan
Planning and Development Department
Housing and Community Development Division
2600 Fresno Street Room 3065
Fresno, CA 93721
559.621.8300 Phone
559.621.8721 TTY
thomas.morgan@fresno.gov

Citizen Participation Policies

Public Hearings

The City will hold at least two public hearings per year to obtain residents' views and to respond to proposals and questions, to be conducted at a minimum of two different stages of the program year. Together, the hearings must address housing and community development needs, development of proposed activities, proposed strategies and actions for affirmatively furthering fair housing consistent with the AFH, and a review of program performance. At least one of these hearings is held before the proposed consolidated plan is published for comment. At least one public hearing per year will be held before City Council.

The City Council public hearings will be held at Fresno City Hall, Council Chambers located at 2600 Fresno Street, Room 2097, Fresno, CA 93721. Listening devices, interpretation services, and other assistance to disabled persons or those with limited English proficiency will be provided upon request, ranging up to five business days prior notification to the City Clerk. Requests for disability-related modifications or accommodations required to facilitate meeting participation, including requests for auxiliary aids, services or interpreters, require different lead times, ranging up to five business days. For this reason, it is important to provide as much advance notice as possible to ensure availability. Assistive Listening Devices (ALDs) are available upon request.

Notice of Hearings and Review Periods

To allow the public time to provide comments prior to the submission of approved documents to HUD, the City will hold a minimum 30-day public review and comment period for the Consolidated Plan, Action Plan, and Substantial Amendment. The City will establish a public review period of at least 15 days for each CAPER and amendments to the CPP. Copies of the draft plans will be available to the public at City of Fresno Development and Resource Management, Room 3065, 2600 Fresno Street, Fresno, CA 93721.

The City will place public notices at libraries, recreation centers, community centers, online through the City's website, and through advertisement in the Fresno Bee in advance of a 30-day public review and comment period.

To ensure that the public, including minorities, persons with limited English proficiency, persons with disabilities, residents of public housing, and LMI residents are able to participate in the public review process, the City will provide residents, public agencies, and other stakeholders with notices on applicable public review periods and public hearings that adhere to the following:

- The notices will be published prior to the start of the public comment period and at least 15 days before the final public hearing and will include information regarding how to request accommodation and services available for persons with disabilities who wish to attend the public hearings.

The notices will be distributed to persons and agencies on the contact list maintained by the City for those parties expressing interest in receiving information and updates related to the City's Consolidated Plan, Action Plan, CAPER, Substantial Amendments and CPP. Interested parties may request to be added to this contact list by sending an email to HCDD@fresno.gov, by calling (559) 621-8300 or by writing to the Fresno Planning and Development, Room 3065, 2600 Fresno Street, Fresno, CA 93721. The notices will be distributed through a variety of methods, including email, newspaper publications and the City's website at www.fresno.gov. The notices will include information on how to obtain a copy of the draft documents and scheduled hearing dates, times, and locations.

The public may file comments on draft plans in writing to the Fresno Planning and Development, Room 3065, 2600 Fresno Street, Fresno, CA 93721; via email to HCDD@fresno.gov; by phone at (559) 621-8300. Comments may also be submitted in person to Fresno Planning and Development, Room 3065, 2600 Fresno Street, Fresno, CA 93721, Monday through Friday during business hours, and during the Council adoption hearing.

When necessary or applicable, the City may combine notices complying with several individual requirements into one comprehensive notice for dissemination and publication.

Comments on Adopted Plans

Comments from residents, public agencies, and other stakeholders regarding the adopted Consolidated Plan or related amendments and performance reports may be submitted in writing or verbally to the General Contact at Fresno Planning and Development, Room 3065, 2600 Fresno Street, Fresno, CA 93721. Written comments will be referred to appropriate City staff for consideration and response. The City will attempt to respond to all comments within 15 business days and maintain a correspondence file for this purpose.

HUD officials will consider public concerns regarding the City's plans and programs described in this Citizen Participation Plan. Written concerns may be submitted to: Kimberly Nash, Director Community Planning and Development Division U.S. Department of Housing & Urban Development San Francisco Regional Office, Region IX, One Sansome Street, Suite 1200, San Francisco, CA 94104-4430.

Availability of Draft and Approved Documents

The draft and final versions of the Consolidated Plan, Action Plan, all related amendments, records, and regulations will be available online at the City's website: www.fresno.gov. Hard copies of all documents will be available at Fresno Planning and Development, Room 3065, 2600 Fresno Street, Fresno, CA 93721 and upon written request. If the City is unable to provide immediate access to the documents requested, it will make every effort to provide the documents and reports within 15 business days from the receipt of the request.

During the 30-day public review and comment period, copies of the document will be available to the public for review at libraries, recreation centers, community centers, and through the City's website at www.fresno.gov.

Displacement Policy

As part of the CPP, the City must maintain a displacement policy. Displacement refers to the involuntary relocation of individuals from their residence due to housing development and rehabilitation paid for with federal funds. The City will continue to use existing federal and state relocation guidelines, as applicable, to minimize displacement and to alleviate the problems caused by displacement. Both the federal government and the State of California have specific requirements dictating the amount of benefits and assistance that must be provided to lower income persons and households relocated from their homes as a result of displacement. Depending on the funding source, displaced persons may be offered one or more of the following:

- A rent subsidy for another unit
- A cash payment to be used for rent or a down payment on the purchase of a dwelling unit
- Moving and related expenses

The City's rehabilitation programs may also incur relocation issues when they provide minor additions to existing dwellings in order to address overcrowding. Any temporary relocation costs are included in the rehabilitation package offered to clients.

Technical Assistance

The City will, to the extent feasible, respond to requests for technical assistance from entities representing LMI groups who are seeking federal entitlement funding in accordance with grant procedures. This may include, but is not limited to, providing information regarding how to fill out applications, other potential funding sources, and referrals to appropriate agencies within and outside the City. "Technical assistance," as used here, does not include the provision of funds to the entities requesting such assistance. Assistance will also be provided by Department of Housing staff to interested individuals and resident groups who need further explanation on the background and intent of the Housing and Community Development Act, interpretation of specific HUD regulations, and project eligibility criteria for federal grants.

Development of the Fair Housing Study (AI or successor study)

In developing the Fair Housing Study, the City will consult with community-based and regionally-based organizations that represent protected class members, and organizations that enforce fair housing laws, including the Fair Housing Council of Central California and other nonprofit organizations that may receive funding under HUD's Fair Housing Initiative Program (FHIP) or that may have other specialized knowledge of fair housing within the city.

- **Introductory Public Hearing:** During the preparation of the Fair Housing Study, at least two hearings will be held to obtain the views of the general public on fair housing-related data and affirmatively furthering fair housing in the City's housing and community development programs. The first public hearing will solicit input on fair housing issues in the city and shall be held during development of the Study, before the draft is published for comment.

No later than the date of the first public hearing on the Fair Housing Study, the HUD-provided data and other supplemental data will be made available to the general public. This may include a link to HUD's website where the data can be readily accessed.

- **Publication of the Proposed AI:** When complete, the City will make available the draft Fair Housing Study for a period of no less than 30 days in a manner that affords citizens, public agencies, and other interested parties a reasonable opportunity to examine its contents and submit comments. Notice of the public comment period on the draft Study will be published in the Fresno Bee. The public notice shall include a brief summary of the content and purpose of the draft Fair Housing Plan, the dates of the public display and comment period, the locations where copies of the draft document can be examined, how comments will be accepted, and when the document will be considered for action by the City Council.

A second public hearing will be conducted during or after the 30-day public comment period on the Fair Housing Study during which the City will address identified factors contributing to fair housing issues, and proposed fair housing goals and priorities for affirmatively furthering fair housing. Any comments or views of residents of the community received in writing, or orally at the public hearing, will be considered by the City in preparing the final Fair Housing Study and a summary of these comments or views shall be attached to the final AFH.

- **Revisions to the Fair Housing Study:** The City may revise its Fair Housing Study under the following circumstances:
 - A material change occurs. A material change is a change in circumstances in the City that affects the information on which the Fair Housing Study is based to the extent that the analysis, the fair housing contributing factors, or the priorities and goals of the Study no longer reflect actual circumstances. Examples include, but are not limited to:
 - Presidentially declared disasters, under Title IV of the Robert T. Stafford Disaster Relief and Emergency Assistance Act (42 U.S.C. 5121 et seq.), affecting the jurisdiction that are of such a nature as to significantly impact the steps the City may need to take to affirmatively further fair housing
 - Significant demographic changes
 - New significant contributing factors in the city, and
 - Civil rights findings, determinations, settlements (including voluntary compliance agreements), or court orders
 - Upon HUD's written notification specifying a material change that requires the revision.