

Budget Hearings

June 8, 2026

FRESNO CITY COUNCIL



Supplement Packet

ITEM(S)

(ID 26-671)

General Fund Overview

RECEIVED
2026 JUN - 5 P 4: 20
CITY OF FRESNO
CITY CLERK'S OFFICE

Contents of Supplement: Revised Presentation

Supplemental Information:

Any agenda related public documents received and distributed to a majority of the City Council after the Agenda Packet is printed are included in Supplemental Packets. Supplemental Packets are produced as needed. The Supplemental Packet is available for public inspection in the City Clerk's Office, 2600 Fresno Street, during normal business hours (main location pursuant to the Brown Act, G.C. 54957.5(2)). In addition, Supplemental Packets are available for public review at the City Council meeting in the City Council Chambers, 2600 Fresno Street. Supplemental Packets are also available on-line on the City Clerk's website.

Americans with Disabilities Act (ADA):

The meeting room is accessible to the physically disabled, and the services of a translator can be made available. Requests for additional accommodations for the disabled, sign language interpreters, assistive listening devices, or translators should be made one week prior to the meeting. Please call City Clerk's Office at 621-7650. Please keep the doorways, aisles and wheelchair seating areas open and accessible. If you need assistance with seating because of a disability, please see Security.



MAYOR'S PROPOSED BUDGET FY 2027

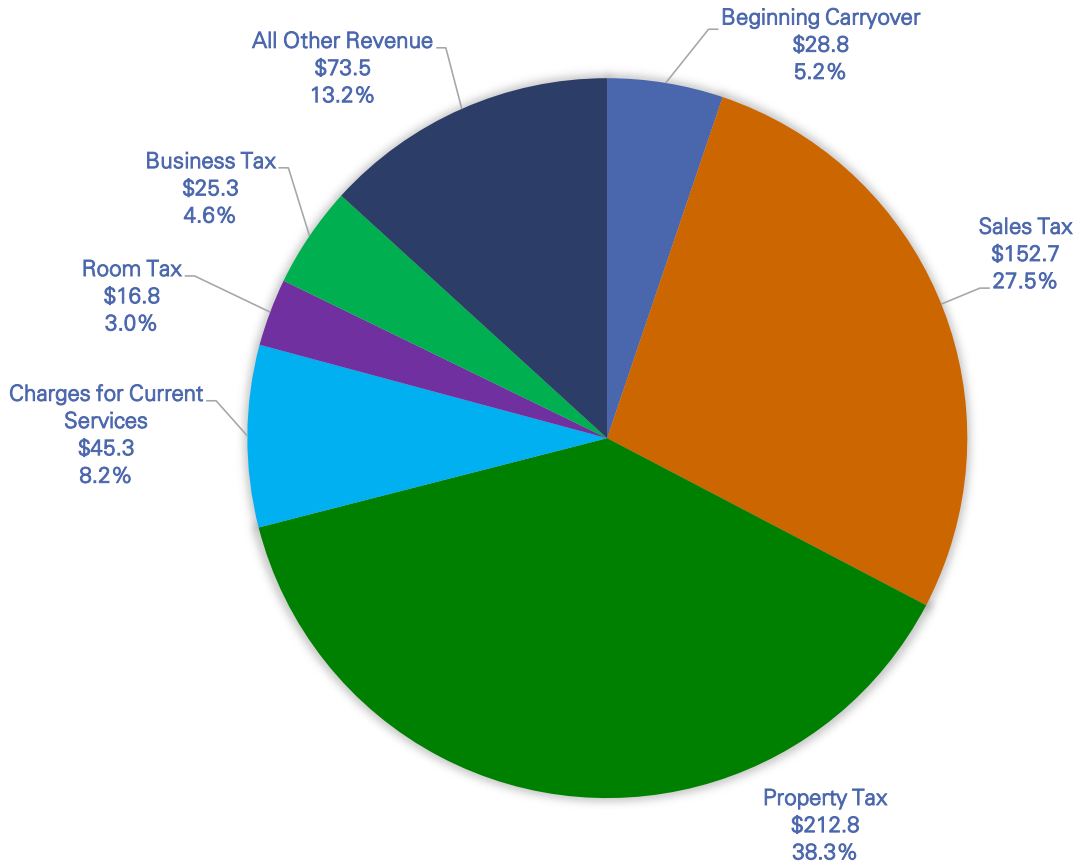
General Fund Overview

Budget Presentation

JUNE 8, 2026

General Fund Overview

Revenues - \$555.3 million



All Other Revenue	Amount (Millions)
Franchise Fees	\$ 26.2
Inter/Intra-Governmental	34.1
Cannabis	3.3
Prop 172/RE Transfer Taxes	6.9
Card Room	0.6
Other	2.4
Total	\$ 73.5



General Fund Overview Revenue Detail

Category	FY 2025 Actuals	FY 2026 Amended	FY 2026 Estimate	FY 2027 Proposed	Change from FY 2026 Estimate
Property Tax	\$ 191,198,000	\$ 202,658,200	\$ 202,554,700	\$ 214,586,600	5.94%
EIFD	(1,060,362)	(1,262,400)	(1,262,400)	(1,739,300)	37.78%
Property Tax (Net of EIFD)	190,137,638	201,395,800	201,292,300	212,847,300	5.74%
Sales Tax	141,601,165	143,768,800	148,497,900	152,657,900	2.80%
Business Tax	23,625,625	23,587,700	24,402,800	25,320,000	3.76%
Room Tax	15,597,080	16,477,400	15,859,100	16,825,500	6.09%
Charges for Current Services	45,970,391	47,589,100	48,462,300	45,331,500	-6.46%
All Other Revenue	61,716,435	67,831,500	70,001,700	73,502,900	5.00%
Total Operating Revenue	\$ 478,648,334	\$ 500,650,300	\$ 508,516,100	\$ 526,485,100	3.53%
Prior Year Carryover	33,907,359	29,179,800	34,384,000	28,816,000	-16.19%
Total Revenues	\$ 512,555,693	\$ 529,830,100	\$ 542,900,100	\$ 555,301,100	2.28%



General Fund Overview

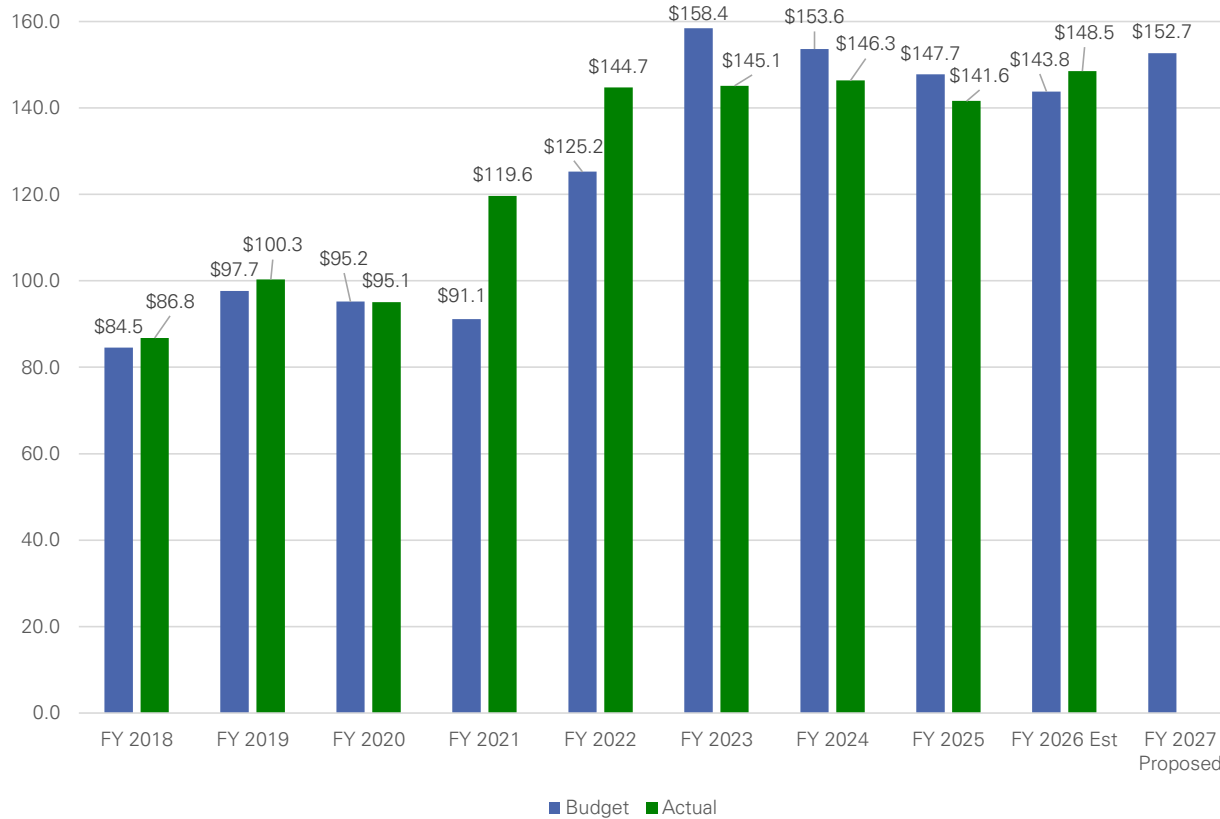
All Other Revenue

Category	FY 2025 Actuals	FY 2026 Amended	FY 2026 Estimate	FY 2027 Proposed	Change from FY 2026 Estimate
Franchise Fees	\$ 23,391,946	\$ 23,748,200	\$ 24,786,100	\$ 26,206,400	5.73%
Intergovernmental	11,201,778	10,511,200	10,939,200	10,791,500	-1.35%
Intragovernmental	14,012,876	20,577,800	19,996,000	23,267,000	16.36%
Cannabis	2,979,751	3,391,000	3,586,500	3,333,400	-7.06%
Prop 172 Sales Tax	4,798,705	4,996,800	5,037,800	5,200,100	3.22%
Real Estate Transfer Tax	1,605,396	1,792,300	1,650,000	1,679,700	1.80%
Card Room	1,011,980	1,045,500	1,037,700	624,100	-39.86%
Other	2,714,003	1,768,700	2,968,400	2,400,700	-19.12%
Total Revenues	\$ 61,716,435	\$ 67,831,500	\$ 70,001,700	\$ 73,502,900	5.00%



General Fund Overview

Sales Tax Revenue 10-Year History

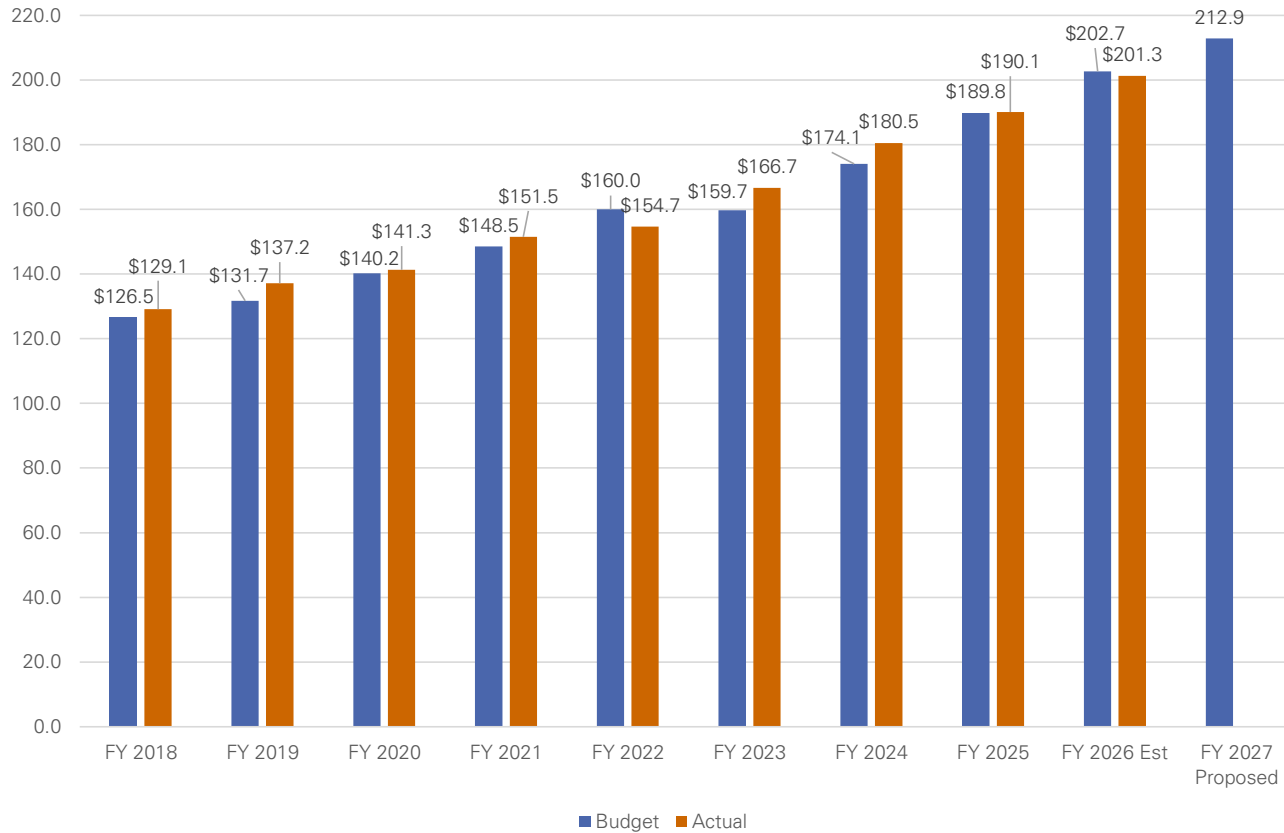


Estimates based on HdL guidance

Major Industry Groups	Share	Y/Y Chg
Business & Industry	23.6%	1.6%
General Consumer Goods	16.5%	1.5%
State & County Pools	16.4%	2.5%
Autos & Transportation	13.2%	-1.0%
Restaurants & Hotels	10.3%	1.6%
Building & Construction	9.2%	2.6%
Fuel & Service Stations	6.4%	4.4%
Food & Drugs	4.0%	1.4%
All Other	0.3%	-41.7%



General Fund Overview Property Tax Revenue 10-Year History



FY 2026 growth estimate of 5.94% based on 5-year average

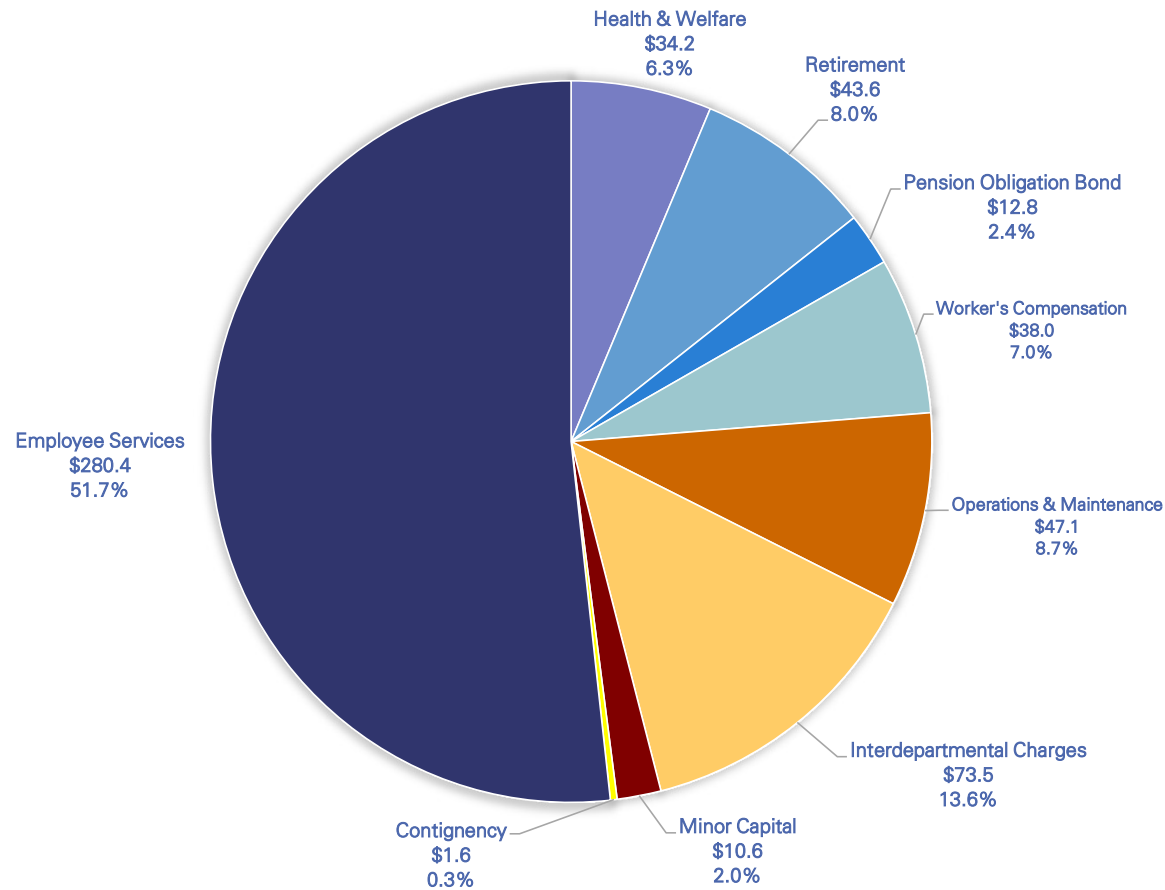
Enhanced Infrastructure Financing District (EIFD) set aside

Fiscal Year	EIFD	General Fund	Total Property Tax
FY 2025	\$ 1.1	\$ 190.1	\$ 191.2
FY 2026 Est	\$ 1.3	\$ 201.3	\$ 202.6
FY 2027 Proposed	\$ 1.7	\$ 212.9	\$ 214.6



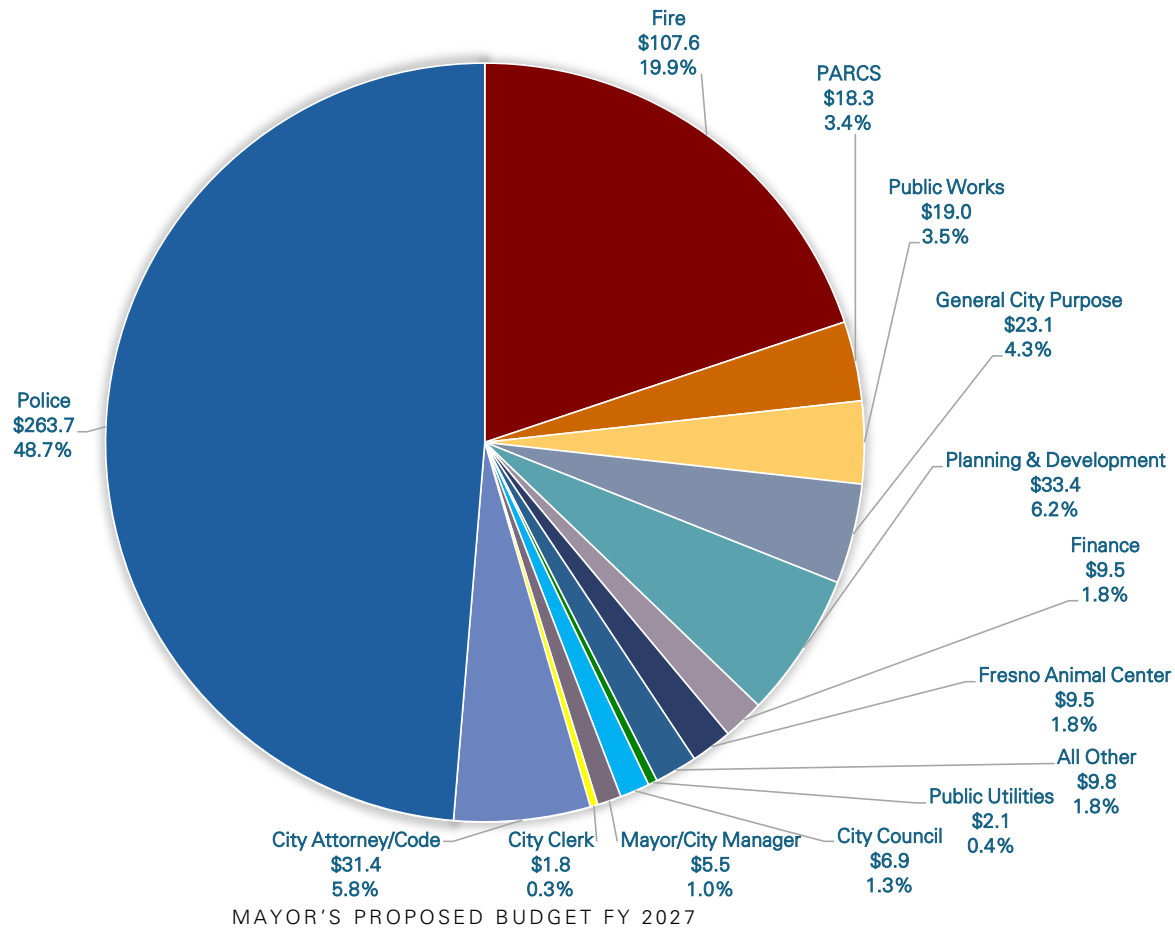
General Fund Overview

Appropriations by Category - \$541.8 Million



General Fund Overview

Appropriations by Department - \$541.8 Million



General Fund Overview

Balanced Budget Summary

General Fund	FY 2027 Proposed
Prior Year Carryover	\$ 28,816,000
Operating Revenue	526,485,100
Total General Fund Sources	\$ 555,301,100
Operating Expenditures	\$ 541,820,400
Transfers for Debt Service	13,063,400
Net Transfers Between Funds	417,300
Total General Fund Uses	\$ 555,301,100



Questions

