


**PUBLIC WORKS DEPARTMENT**

TRAFFIC AND ENGINEERING SERVICES DIVISION

FEATURES TO BE ADDED BY ANNEXATION NO. 69  
COMMUNITY FACILITIES DISTRICT NO. 11

LANDSCAPE AND IRRIGATION:



SPRUCE: BUFFERS/PARKWAYS/ENTRANCE (TREES & SHRUBS) = 11,749 SF

LARGE TREES = 22 EA

SMALL TREES = 14 EA

THIELE (SHRUBS & VINES) = 3,421 SF

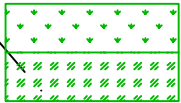
FARRINGTON: BUFFERS/PARKWAYS (TREES & SHRUBS) = 9,900 SF

LARGE TREES = 15 EA

OUTLOTS A, B, C AND D: TURF & BEDS

TOTAL TURF = 21,122 SF

TOTAL SHRUBS = 85,585 SF



NOT TO SCALE  
February 23, 2016

CONCRETE IMPROVEMENTS:

CURB & GUTTER = 8,541 LF

CURB ONLY = 355 LF

VALLEY GUTTER = 2,910 SF

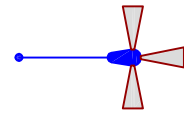
SIDEWALK & CURB RAMPS = 51,593 SF

ENTRANCE MEDIAN CURB = 168 LF

INTERIOR PAVEMENT:



TOTAL AREA = 182,038 SF



STREET LIGHTS:  
TOTAL = 33 EACH  
(ONE SAFETY LIGHT)

OUTLOTS A, B, C & D AMENITIES

CONCRETE WALK & PADS = 12,738 SF

BENCHES = 4 EA

PICNIC TABLES = 2 EA

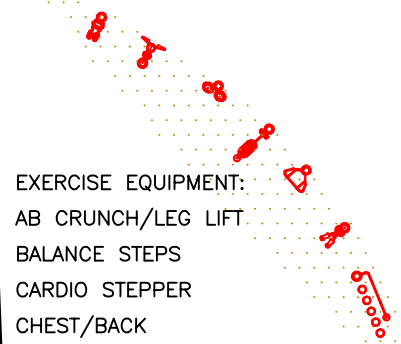
TRASH RECEPTACLES = 2 EA

ALUMINUM EDGING = 146 LF

DECOMPOSED GRANITE = 192 CF

MONUMENT WALL = 55 LF

BOOSTER PUMP = 1 EA



EXERCISE EQUIPMENT:

AB CRUNCH/LEG LIFT

BALANCE STEPS

CARDIO STEPPER

CHEST/BACK

PULL-UP/DIP

SQUAT PRESS

TAI CHI WHEELS

