







NOT TO SCALE
December 18, 2018

FACILITIES TO BE ADDED TO ANNEXATION NO. 90
BY FINAL TRACT MAP NO. 6165
"NO PHASES"

 INTERIOR PAVEMENT:
TOTAL AREA = 286,636 SF

 CONCRETE IMPROVEMENTS:
CURB & GUTTER = 17,890 LF
VALLEY GUTTER = 3,024 SF
SIDEWALK & CURB RAMPS = 82,067 SF
ENTRANCE MEDIAN CURB = 252 LF
STAMPED CONCRETE CAPPING = 212 SF
MEDIAN EDGE = 617 SF

 LANDSCAPE AND IRRIGATION:
TREES & SHRUBS:
SUNNYSIDE BUFFER/PARKWAY = 11,992
FOWLER BUFFERS/PARKWAY = 15,652 SF
ENTRANCE MEDIAN = 811 SF
HALF FOWLER MEDIAN = 2,204 SF
LARGE TREES = 34 EA
SMALL TREES = 87 EA

 STREET LIGHTS:
57 EACH

TRAIL CONNECTION:
10' WIDE AC TRAIL
LANDSCAPED AND IRRIGATION AREA = 6,145 SF
LARGE TREES = 25 EACH
TRAIL LIGHTS = 15 EACH


OUTLOT A - PARK LANDSCAPING, IRRIGATION, HARDSCAPING AND AMENITIES

LANDSCAPE AND IRRIGATION:

 TREES & SHRUBS:
TOTAL = 49,844 SF

 TURF & BEDS
TOTAL = 44,007 SF

IRRIGATION
TOTAL = 93,851 SF
LARGE TREES = 119 EA
SMALL TREES = 15 EA

 CONCRETE WALKWAYS AND PADS:
TOTAL = 30,266 SF

BASKET BALL COURT
STORMTECH DRAINAGE SYSTEM & CHECK VALVE
EDGEING = 114 LF
DECOMPOSED GRANITE = 2,660 SF
BENCHES = 2 EACH
TRASH RECEPTACLES = 3 EACH

EXERCISE EQUIPMENT:
HEALTHBEAT AB CRUNCH/LEG LIFT
HEALTHBEAT ASSISSTED ROW-PUSH UP
HEALTHBEAT PULL-UP/DIP
HEALTHBEAT STRETCH
HEALTHBEAT POLYMETRICS

