BEL-RW-L-01

NW Wall along Roeding Park

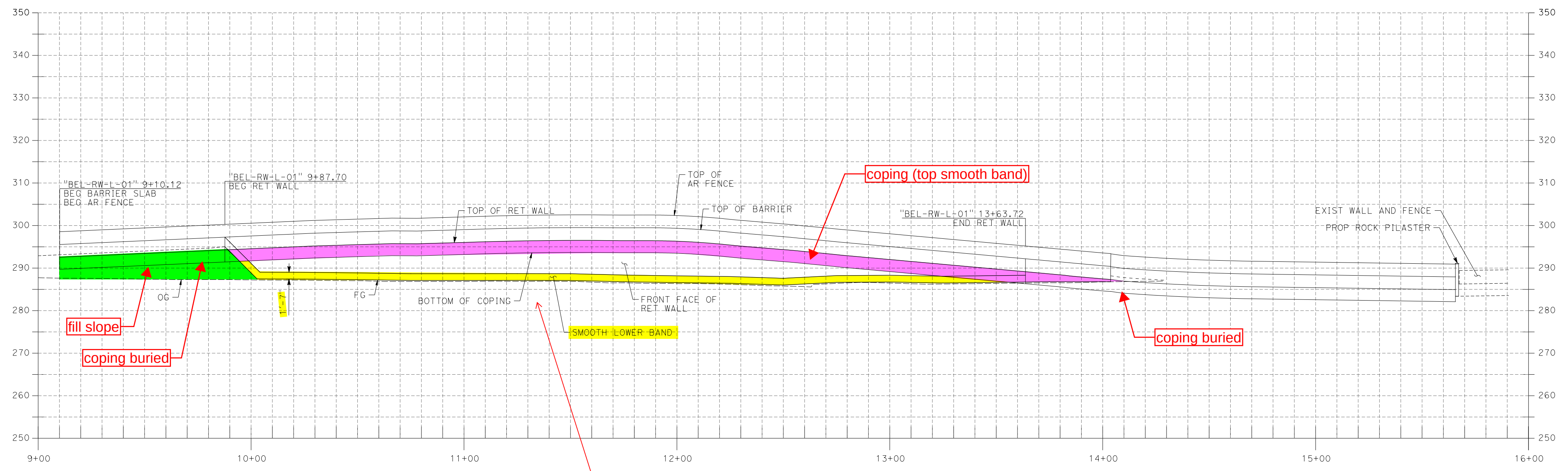
"BEL-RW-L-01" 9+10.12
BEG BARRIER SLAB
BEG AR FENCE
"BEL-RW-L-01" 9+87.70
BEG RET WALL
TOP OF AR FENCE
TOP OF RET WALL
TOP OF BARRIER
"BEL-RW-L-01" 13+63.72
END RET WALL
EXIST WALL AND FENCE
PROP ROCK PILASTER
OG
1'-7"
FG
BOTTOM OF COPING
FRONT FACE OF RET WALL
SMOOTH LOWER BAND
350
340
330
320
310
300
290
280
270
260
250
9+00
10+00
11+00
12+00
13+00
14+00
15+00
16+00

coping (top smooth band)

fill slope

coping buried

coping buried

Not generally viewable by public with respect to overcrossing and not contiguous with the rest of the walls.

LINE	SURFACE	OFFSET
—-·	CP1B	0.00

Scaled 2.0000 Times Ver.
Scaled 1.0000 Times Hor.

BEL-RW-R-02

SW Wall

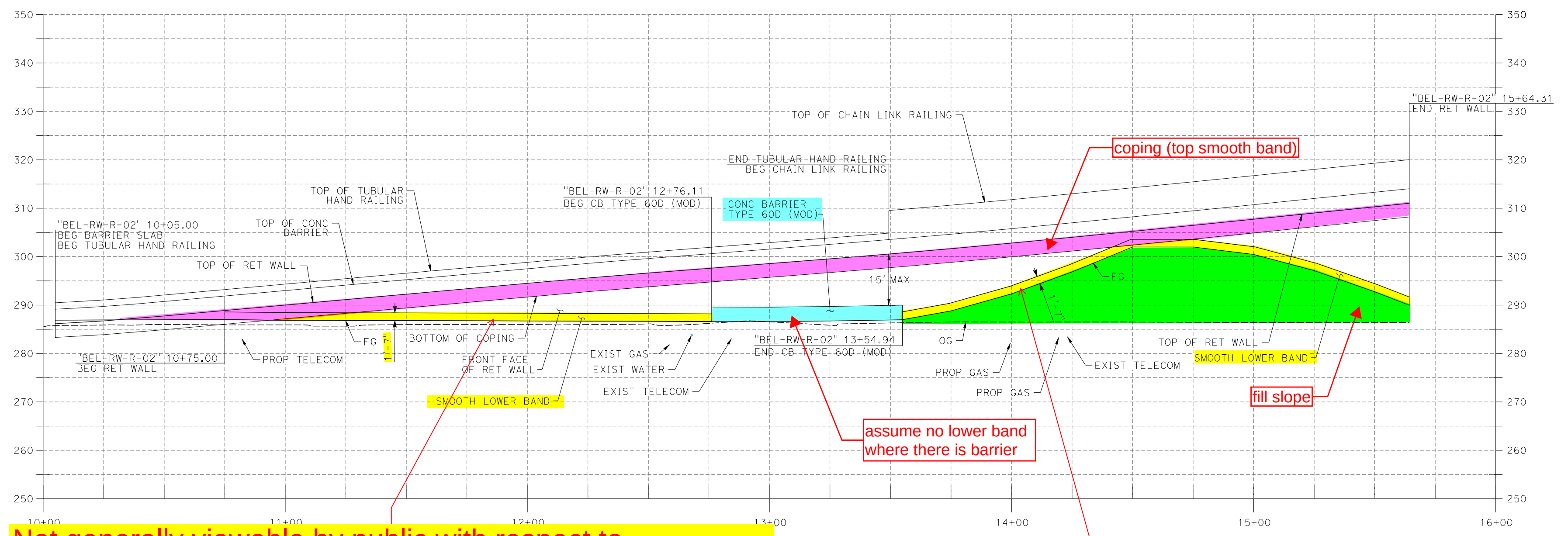
"BEL-RW-R-02" 10+05.00
BEG BARRIER SLAB
BEG TUBULAR HAND RAILING
TOP OF TUBULAR HAND RAILING
TOP OF CONC BARRIER
TOP OF RET WALL
"BEL-RW-R-02" 10+75.00
BEG RET WALL
PROP TELECOM
FG
1'-7"
BOTTOM OF COPING
FRONT FACE OF RET WALL
SMOOTH LOWER BAND
EXIST GAS
EXIST WATER
EXIST TELECOM
"BEL-RW-R-02" 12+76.11
BEG CB TYPE 60D (MOD)
CONC BARRIER TYPE 60D (MOD)
END TUBULAR HAND RAILING
BEG CHAIN LINK RAILING
TOP OF CHAIN LINK RAILING
15' MAX
"BEL-RW-R-02" 13+54.94
END CB TYPE 60D (MOD)
OG
PROP GAS
PROP GAS
FG
1'-7"
EXIST TELECOM
TOP OF RET WALL
SMOOTH LOWER BAND
"BEL-RW-R-02" 15+64.31
END RET WALL
350
340
330
320
310
300
290
280
270
260
250
10+00
11+00
12+00
13+00
14+00
15+00
16+00

coping (top smooth band)

assume no lower band where there is barrier

fill slope

Not generally viewable by public with respect to overcrossing and not contiguous with the rest of the walls.

LINE	SURFACE	OFFSET
—-·	CP1B	0.00

Scaled 2.0000 Times Ver.
Scaled 1.0000 Times Hor.

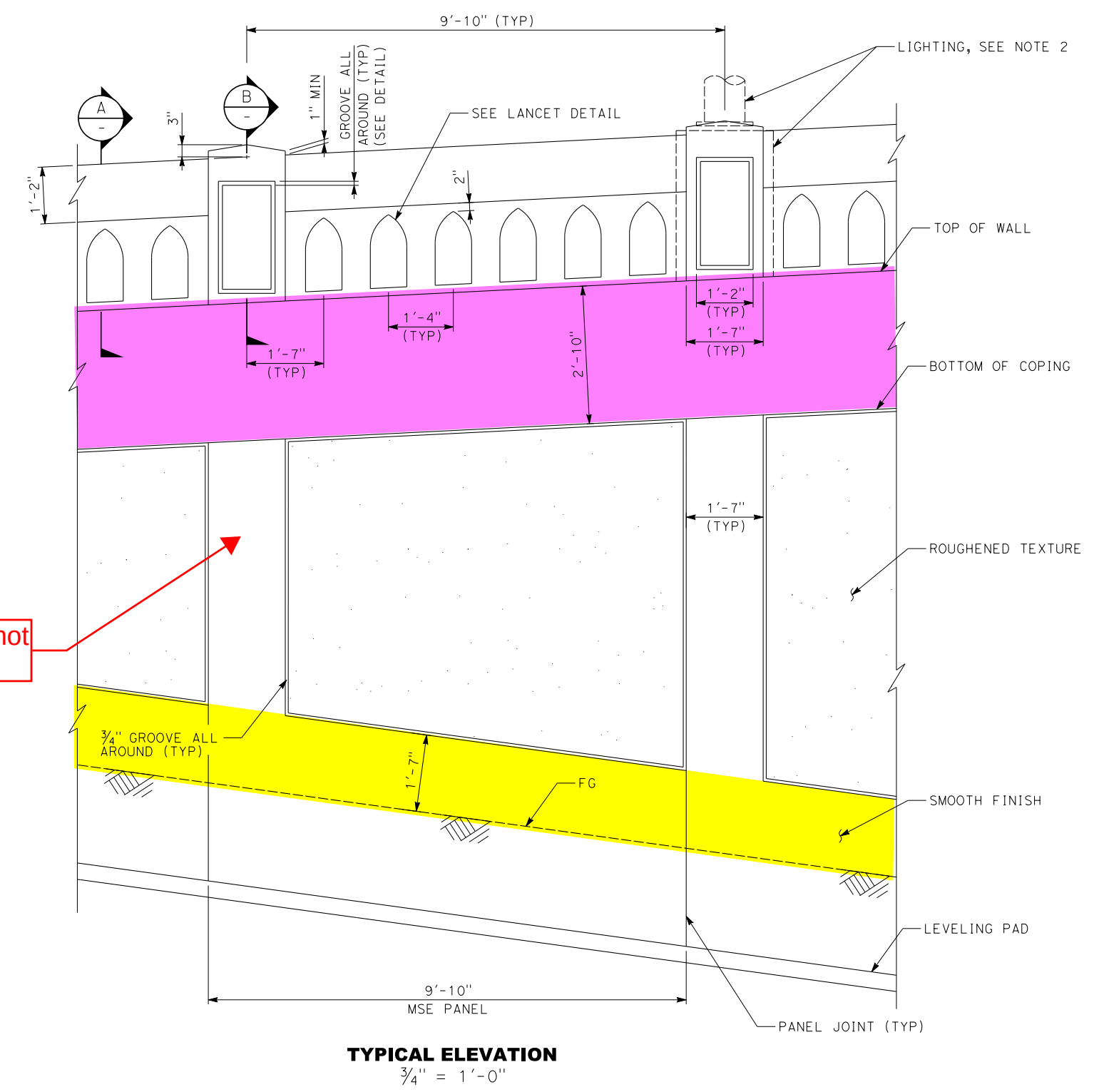
9'-10" (TYP)
LIGHTING, SEE NOTE 2
A
B
3"
1'-2"
1" MIN
GROOVE ALL AROUND (TYP) (SEE DETAIL)
SEE LANCET DETAIL
2"
TOP OF WALL
1'-2" (TYP)
1'-7" (TYP)
1'-4" (TYP)
1'-7" (TYP)
2'-10"
BOTTOM OF COPING
1'-7" (TYP)
ROUGHENED TEXTURE
¾" GROOVE ALL AROUND (TYP)
1'-7"
FG
SMOOTH FINISH
LEVELING PAD
9'-10"
MSE PANEL
PANEL JOINT (TYP)

TYPICAL ELEVATION
¾" = 1'-0"

vertical smooth bands not shown on wall profiles



EXAMPLE OF MSE PANEL SEAMS/JOINTS

Image 4. Below the parapet pilasters, the retaining walls should have a smooth finish. Between the pilasters the retaining wall should have a rough, textured finish, similar to the original subway. The base and top of the retaining walls should also feature smooth bands. The roughly textured panels should be framed by a groove which creates shadows and the impression of depth.

Image 5. Below the parapet pilasters, the retaining walls should have a smooth finish. Between the pilasters the retaining wall should have a rough, textured finish, similar to the original subway. The base and top of the retaining walls should also feature smooth bands. The roughly textured panels should be framed by a groove which creates shadows and the impression of depth.

Smooth lower band discouraged due to vegetation and potential changes in FG over time

BEL-RW-L-04

NE Wall along Connector

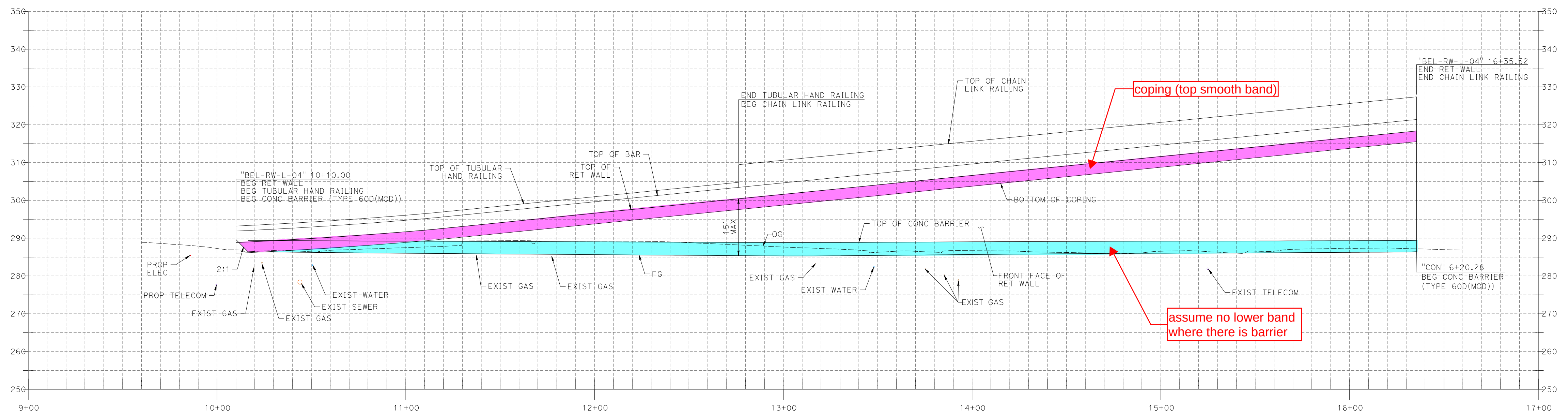
PROP ELEC
2:1
PROP TELECOM
EXIST GAS
EXIST GAS
EXIST WATER
EXIST SEWER
"BEL-RW-L-04" 10+10.00
BEG RET WALL
BEG TUBULAR HAND RAILING
BEG CONC BARRIER (TYPE 60D(MOD))
TOP OF TUBULAR HAND RAILING
TOP OF RET WALL
TOP OF BAR
EXIST GAS
EXIST GAS
FG
15' MAX
OG
EXIST GAS
EXIST WATER
END TUBULAR HAND RAILING
BEG CHAIN LINK RAILING
TOP OF CHAIN LINK RAILING
BOTTOM OF COPING
TOP OF CONC BARRIER
FRONT FACE OF RET WALL
EXIST GAS
EXIST TELECOM
"BEL-RW-L-04" 16+35.52
END RET WALL
END CHAIN LINK RAILING
"CON" 6+20.28
BEG CONC BARRIER
(TYPE 60D(MOD))
350
340
330
320
310
300
290
280
270
260
250
9+00
10+00
11+00
12+00
13+00
14+00
15+00
16+00
17+00

coping (top smooth band)

assume no lower band where there is barrier

LINE	SURFACE	OFFSET
—-·	CP1B	0.00

Scaled 2.0000 Times Ver.
Scaled 1.0000 Times Hor.

BEL-RW-L-03

NW Wall at Bridge

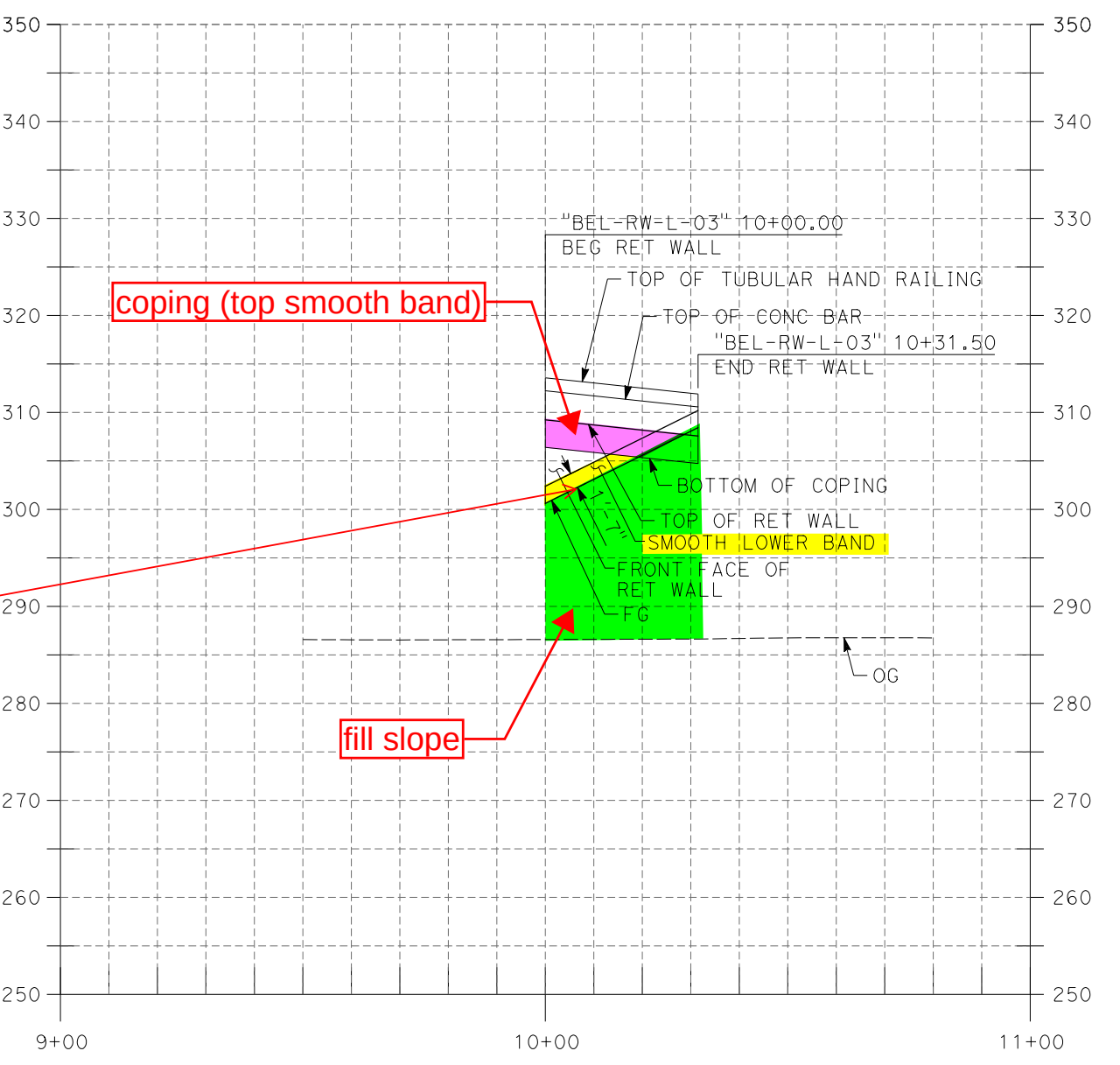
"BEL-RW-L-03" 10+00.00
BEG RET WALL
TOP OF TUBULAR HAND RAILING
TOP OF CONC BAR
"BEL-RW-L-03" 10+31.50
END RET WALL
BOTTOM OF COPING
TOP OF RET WALL
SMOOTH LOWER BAND
FRONT FACE OF RET WALL
FG
OG
350
340
330
320
310
300
290
280
270
260
250
9+00
10+00
11+00

coping (top smooth band)

Value of lower band lost in this location due to limited exposure.

fill slope

LINE	SURFACE	OFFSET
—-·	CP1B	0.00

Scaled 2.0000 Times Ver.
Scaled 1.0000 Times Hor.