

City of Fresno

Parks, After School, Recreation, and
Community Services Department

2023

ANNUAL REPORT



TABLE OF CONTENTS

DIRECTOR'S MESSAGE	02
MEASURE P	03
THE PARKS, AFTER SCHOOL, RECREATION AND COMMUNITY SERVICES DEPARTMENT OVERVIEW	07
FRESNANS THAT LIVE WITHIN A HALF-MILE OF A PARK	12
THE PERCENTAGE OF FRESNANS ACCESSING PARCS PROGRAMS	16
PARKS MASTER PLAN IMPLEMENTATION	35
UPDATE ON THE IMPLEMENTATION OF THE ACTIVE TRANSPORTATION PLAN	47
UPDATE ON THE IMPLEMENTATION OF DEFERRED MAINTENANCE AND IMPROVMENTS TO EXISTING PARKS AND RECREATIONAL FACILITIES IN THE CITY	52
PARK RANGERS	66
FY23 MEASURE P BUDGET BY EXPENDITURE CATEGORY	69



AARON A. AGUIRRE
PARCS DIRECTOR

DIRECTOR'S MESSAGE

The Parks, After School, Recreation and Community Services (PARCS) Department remains committed to improving Fresno's parks, expanding access to green space, enhancing programming and providing the community with excellent service.

There are many accomplishments to celebrate this year including completion of 27 capital projects, establishment of the Youth Sports Fee Waiver program, the creation of the Park Ranger program, resuming service of senior hot meals and achieving record community outreach for the Cultural Arts Plan. In addition to Measure P, investment from the General Fund, American Rescue Plan Act funding, and state and federal grants has expanded program reach and enabled a capital portfolio of 104 projects.

I would like to thank Mayor Jerry Dyer, City Manager Georgeanne White, the City Council, the Parks, Recreation, and Arts Commission, PARCS staff, and the Fresno community for their continued engagement. Collectively, we are carrying out the goals of the Parks Master Plan to fund, maintain, improve, expand, secure, connect, partner, advocate and celebrate the parks system in Fresno.



MEASURE P

MEASURE P

The "Fresno Clean and Safe Neighborhood Parks Tax Ordinance," also known as Measure P, became effective July 1, 2021. Measure P introduced a retail transaction and use tax of 0.375% for a 30-year term. This tax generates funds allocated exclusively to the Clean and Safe Neighborhood Parks Account to be used in accordance with the expenditure plan outlined in the municipal code. The expenditure plan determines what expenses are eligible, and the amount of funding that must go toward specific purposes.

Expenditure Category 1: 46% of Measure P funds are dedicated to improving and maintaining neighborhood parks and playgrounds.

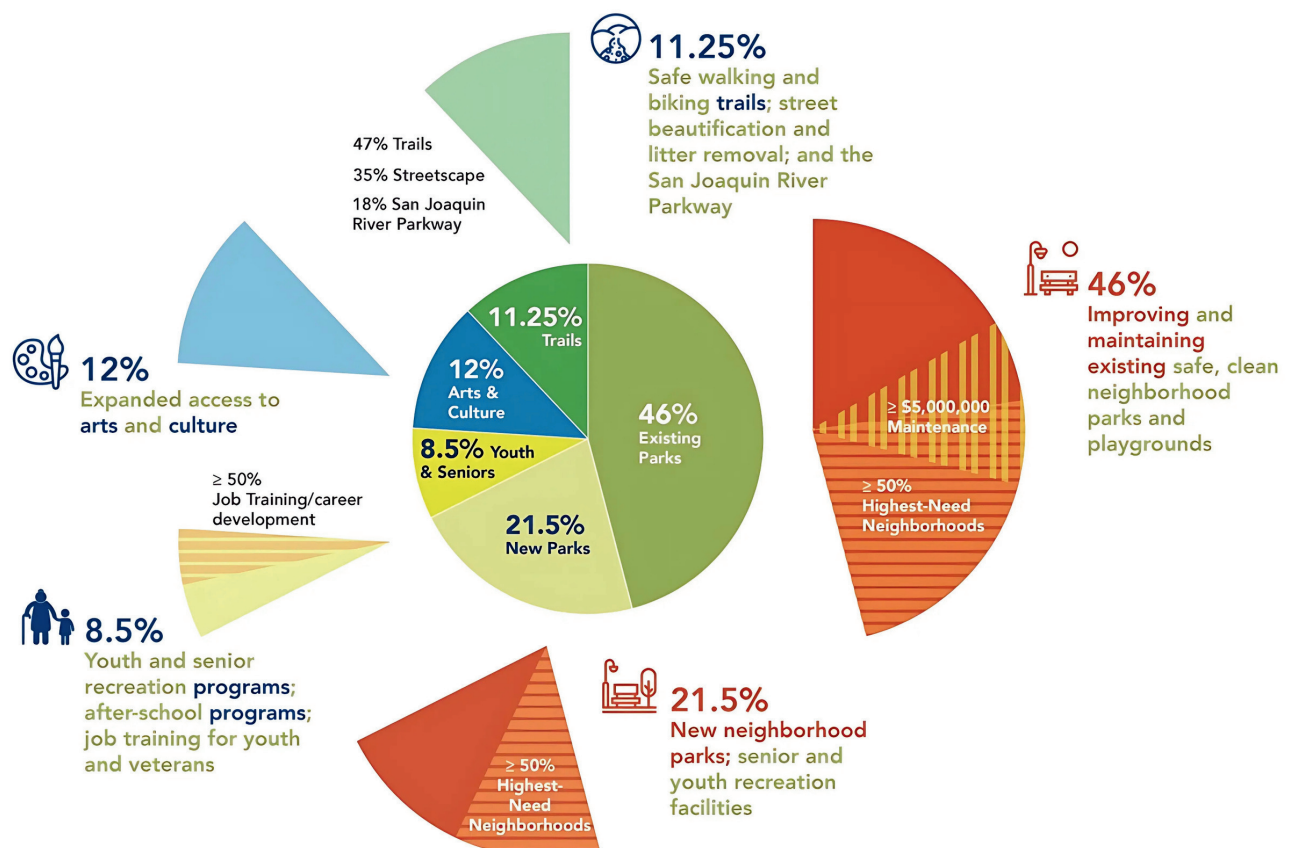
Expenditure Category 2: 21.5% of Measure P funds are dedicated to creating new parks and recreational facilities.

Expenditure Category 3: 8.5% of Measure P funds are dedicated to youth and senior recreation programs, afterschool programs and job training.

Expenditure Category 4: 12% of Measure P funds are dedicated to expanding access to arts and culture.

Expenditure Category 5: 11.25% of Measure P funds are dedicated to safe walking/biking trails, street beautification, and the San Joaquin River Parkway.

Up to .75% may be allocated for implementation, and up to 2% of each category may be allocated for administrative costs.



Measure P Expenditure Categories.

THE PARKS, RECREATION, AND ARTS COMMISSION



Itty Bitty Clubhouse at Maxie L. Parks Community Center.

The Measure P Ordinance led to the establishment of a Parks, Recreation, and Arts Commission (Commission) which includes nine (9) members. Commission Members are appointed by the Mayor with City Council approval.

The membership of the Commission reflects the cultural, demographic, and geographic diversity of the City, with at least one-third of the Commissioners residing in the highest-need neighborhoods. Commission members during this Annual Report period are listed below.

Kimberly McCoy

CHAIR

Jon Dohlin

VICE CHAIR

Francine Oputa

COMMISSIONER

Harman Singh

COMMISSIONER

Jose Leon Barraza

COMMISSIONER

Maiyer Vang

COMMISSIONER

Mona Nyandoro Cummings

COMMISSIONER

Scott Miller

COMMISSIONER

Sarah Parkes

COMMISSIONER

2023 ANNUAL REPORT

An annual report is required under the Measure P Ordinance and is prepared by the PARCS Department staff. This report provides background information to demonstrate progress during the reporting period, as well as an update on Measure P annual report categories A through E.

PARCS Department overview.

A The percentage of residents residing within a half-mile of a park.

B The number and percentage of Fresnans accessing PARCS programs.

C The implementation of the Parks Master Plan.

D The implementation of the Active Transportation Plan.

E The implementation of deferred maintenance and improvements to existing parks and recreational facilities in the City.



Earth week yoga at Inspiration park.

REPORTING PERIOD

JULY 1, 2022 - JUNE 30, 2023

2022

2023

JULY

AUGUST

SEPTEMBER

OCTOBER

NOVEMBER

DECEMBER

JANUARY

FEBRUARY

MARCH

APRIL

MAY

JUNE

Note: several programs run across seasons that span more than one fiscal year (for example, summer aquatics programming). Some of the program data included in this report is based on program season.



THE PARKS, AFTER SCHOOL, RECREATION AND COMMUNITY SERVICES DEPARTMENT OVERVIEW

PARKS, AFTER SCHOOL, RECREATION, AND COMMUNITY SERVICES DEPARTMENT (PARCS)

The City of Fresno PARCS Department is responsible for operating and maintaining parks and facilities, improving existing facilities, developing new parks and implementing programs citywide. PARCS is committed to improving the quality of life for the community by providing safe, clean, accessible parks and community centers, offering diverse programs and recreational activities, and fostering meaningful partnerships. An overview of the department's operations is provided within this section.

PARKS AND FACILITIES

In 2022-23 the PARCS Department oversaw the maintenance and operations of 107 parks and recreation facilities including neighborhood, pocket, and regional parks, as well as community centers.



Logan Park.

PARK AMENITIES

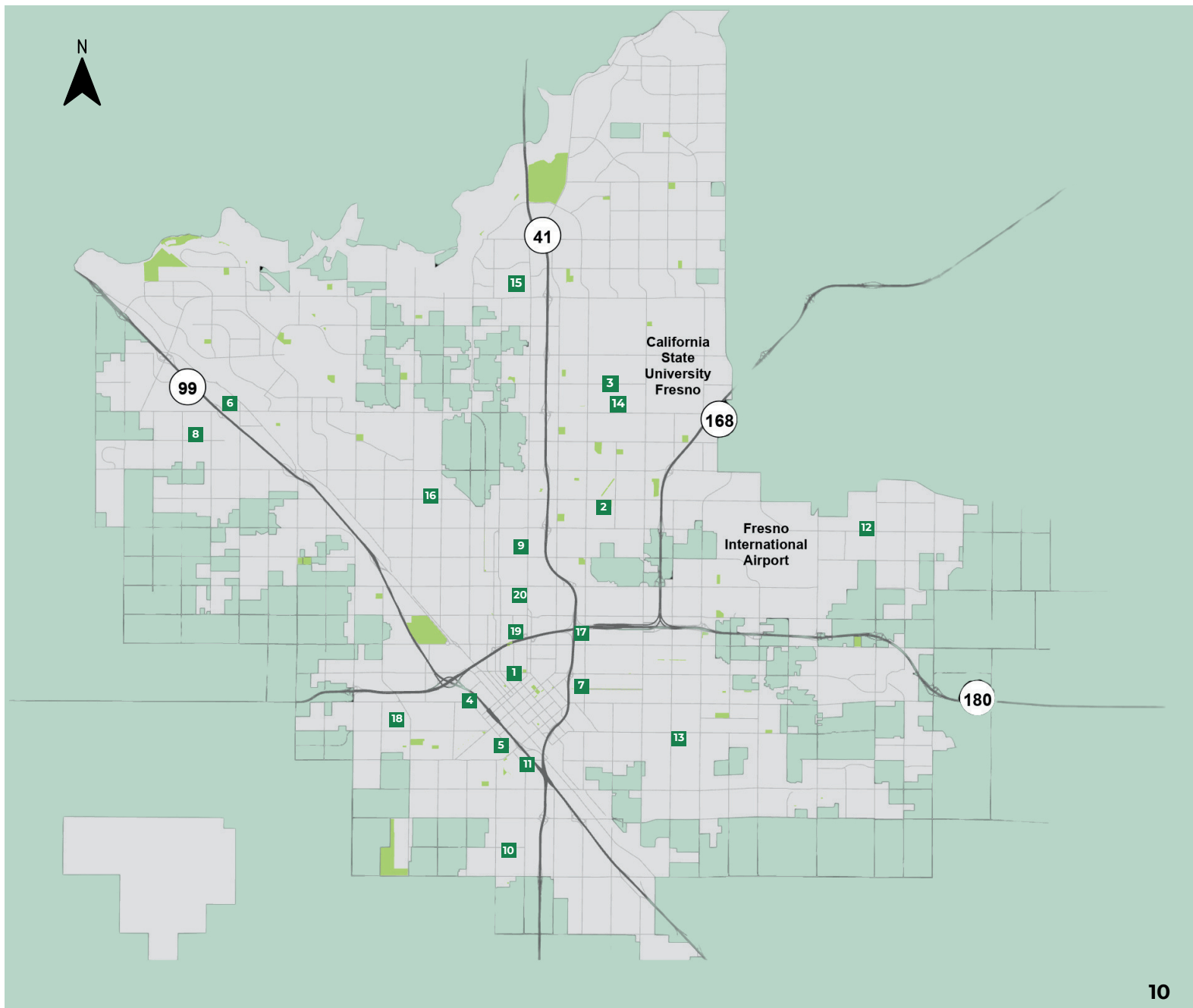
Park facilities offer an array of amenities designed to cater to the diverse needs of the community. These amenities include, but are not limited to, athletic fields and courts, swimming pools, splash pads, exercise stations, dog parks, BMX tracks, skate parks, picnic shelters, green spaces, shade structures, restrooms, barbeque grills, community gardens, community centers, and play structures.

	Community Centers		Play Structures
	Green Spaces		Picnic & Shade Structures
	Splash Pads		Swimming Pools
	BMX Tracks		Dog Parks
	Exercise Stations		Skate Parks
	Fields & Courts		Community Gardens
	Restrooms		Barbeque Grills

COMMUNITY CENTERS

There are 20 community centers located citywide.

- | | | | |
|--|--|--|---|
| 1 Dickey Youth Development Center | 6 Highway Community Science Center | 11 Maxie L. Parks Community Center | 16 Quigley Neighborhood Center |
| 2 Einstein Neighborhood Center | 7 Holmes Playground | 12 Melody Neighborhood Center | 17 Romain Neighborhood Center |
| 3 El Dorado Neighborhood Center | 8 Inspiration Park | 13 Mosqueda Community Center | 18 Sunset Community Center |
| 4 Fink-White Neighborhood Center | 9 Lafayette Neighborhood Center | 14 Paul "CAP" Caprioglio Community Center | 19 Ted C. Wills Community Center |
| 5 Frank H. Ball Park | 10 Mary Ella Brown Community Center | 15 Pinedale Community Center | 20 The Link @ Blackstone Senior Center |



PARCS PROGRAMS

The focus of the PARCS Department's programming is to plan and deliver projects and programs that are equitable, inclusive and serve all ages with a priority on serving at-risk youth and seniors. PARCS offered 14 programs, and several facilities were used for emergency response during extreme temperatures. The city leverages Measure P to stabilize programming and seeks grant funding to further enrich and expand programs and services for the community.



Junior Basketball at Romain playground.

Action Sports Program (BMX)

Adaptive Recreation Program

Adult Sports Program

After School Program

Aquatics Program

Bicycle and Pedestrian Safety
Program

Camp Fresno Youth Program

Neighborhood Safety and
Community Engagement
Program

Science Program

Senior Program

Sports, Play, Active Recreation
for Kids (SPARK) Program

Youth Employment Program

Youth Sports Fee Waiver
Program

Youth Sports Program

Warming and Cooling Centers

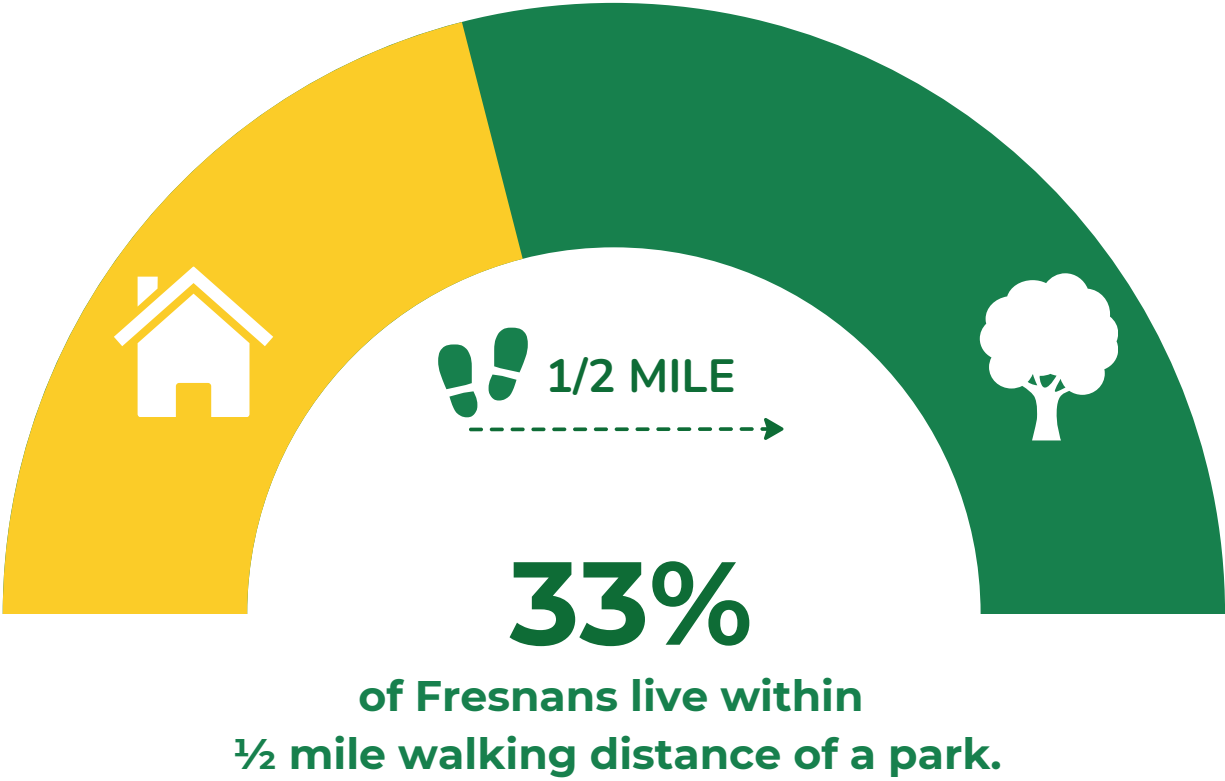


**FRESNANS THAT LIVE
WITHIN A HALF-MILE
OF A PARK**

FRESNANS THAT LIVE WITHIN A HALF-MILE OF A PARK

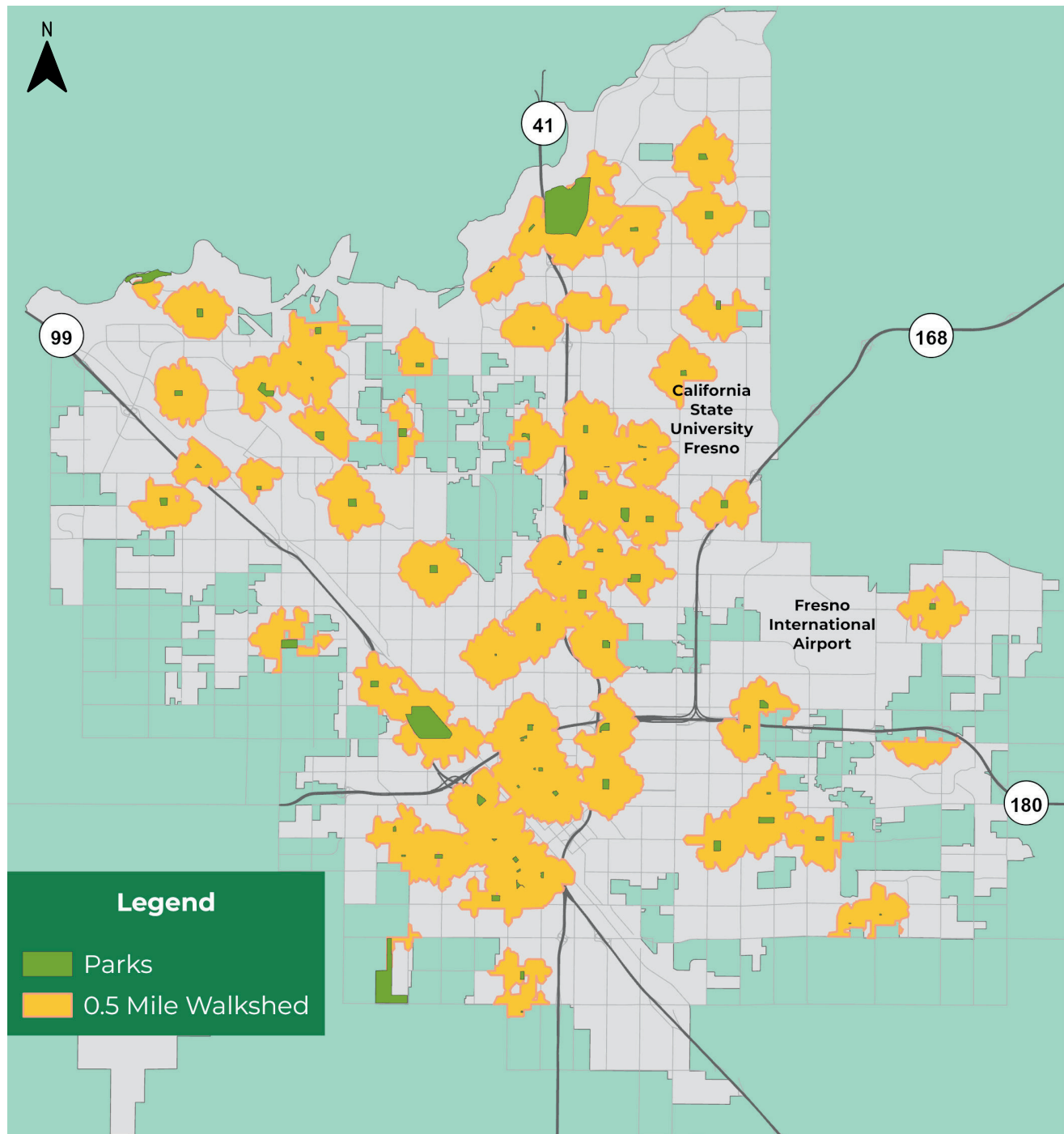
The PARCS Department is dedicated to enhancing park access by increasing the number of Fresnans that live within a half-mile of a park. To measure progress, a Geographic Information Systems (GIS) analysis was used. The analysis considered the actual street network pedestrians use for walking, ensuring the assessment accounted for on-the-ground access points to parks. The half-mile measurement is standardized using the farthest distance from a destination that can be covered in roughly a 15-minute walk by most residents.

The 2023 analysis includes parks that are owned or maintained by the PARCS Department. Findings indicate that 33.28% of Fresnans live within a half mile of a park. This is approximately 183,409 out of 551,135 residents, or 1 out of every 3 Fresnans.



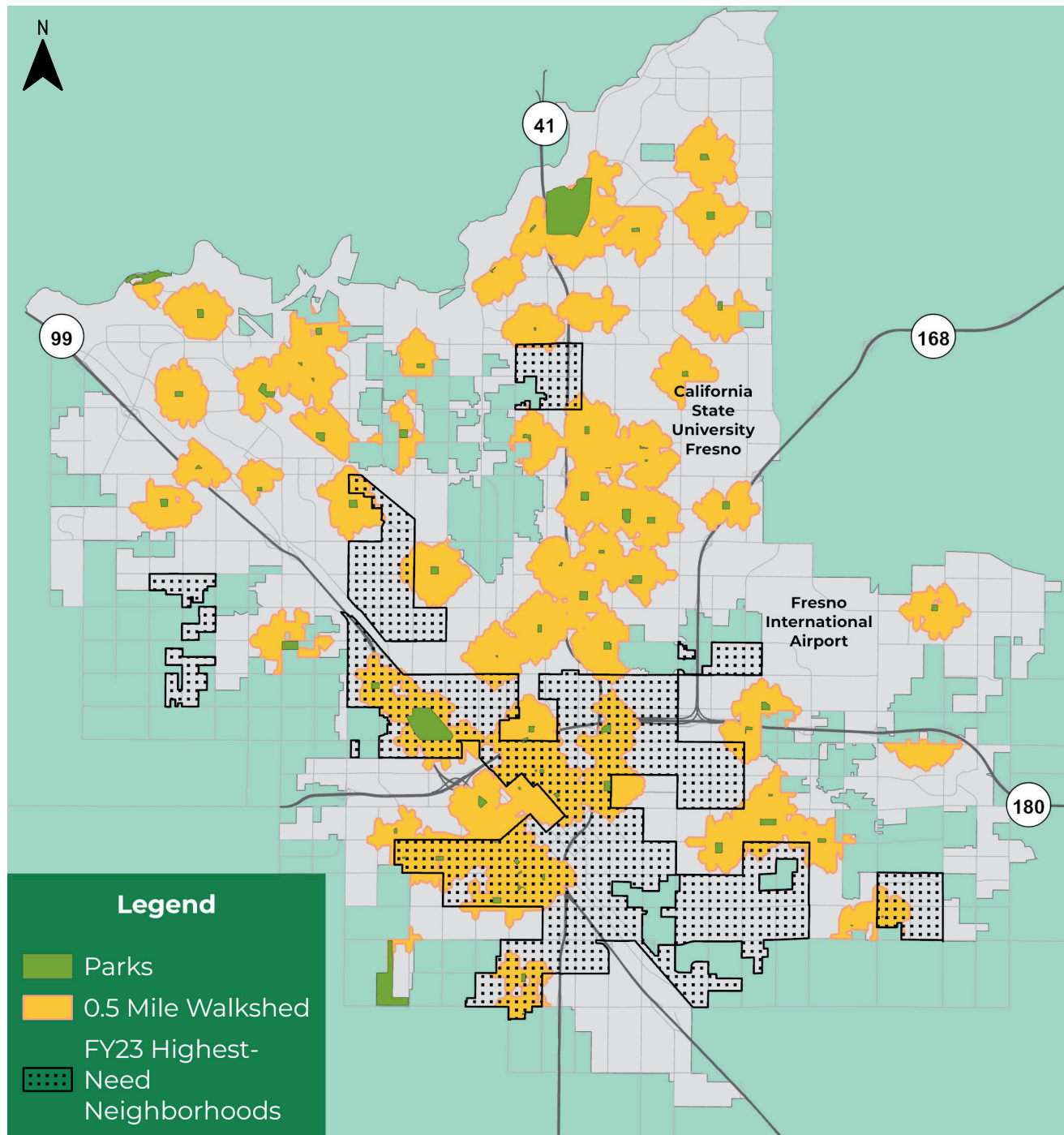
Note: Only parks that are owned or maintained by the PARCS Department and are classified in the Parks Master Plan as neighborhood parks, community parks/centers, pocket parks, and regional parks have been included in this analysis.

FRESNANS THAT LIVE WITHIN A HALF-MILE OF A PARK




This map highlights the neighborhoods around a park that were within a half-mile walk, commonly referred to as a “walkshed”. The walkshed (depicted in yellow) considers the streets and park entry points to calculate the estimated number of Fresnans that live within 1/2 mile of a park. Only parks that were owned or maintained by the PARCS Department were included.

FRESNANS THAT LIVE WITHIN A HALF-MILE OF A PARK HIGHEST-NEEDS NEIGHBORHOODS



This map highlights the neighborhoods around a park that were within a half-mile walk, commonly referred to as a “walkshed”. The walkshed (depicted in yellow) considers the streets and park entry points to calculate the estimated number of Fresnans that live within 1/2 mile of a park. Only parks that were owned or maintained by the PARCS Department were included. Neighborhoods that were identified as the highest-need have been overlaid using a dot pattern.



THE PERCENTAGE OF FRESNANS ACCESSING PARCS PROGRAMS

INTRODUCTION

This section will provide an overview of all PARCS programs. Definitions and methodology are provided below to clarify terms used in the report.

DEFINITIONS AND METHODOLOGY

Attendance or Impressions: These terms are used interchangeably to represent the total number of times someone attended a program or activity. Each instance of participation is counted separately, and may be duplicated. For example, if one person attended a program three times during the reporting period, it would be counted as three impressions.

Fresnans: This term refers to individuals living within the City of Fresno. Participant addresses were collected for many programs. When participant addresses are collected, data shows that approximately 80% of participants reside in Fresno. In cases where addresses were unavailable or not collected (for example, during large community events), an 80% benchmark was applied to estimate both the number and percentage of Fresnans served.

Unique Individuals or Participants: This measure represents the total number of unique people who participated in a program or activity during the reporting period. It is an unduplicated value, meaning each individual is counted only once, regardless of how many times they attended.

Youth: This term is used to describe individuals aged 0 to 17 years old, though specific program age requirements may vary.

Seniors: This refers to older adults. Specific program age requirements may vary based on funding source. For instance, the senior hot meals program is limited to individuals aged 60 and older based on federal funding guidelines.



Winter Formal Adaptive Program Dance.

ADAPTIVE RECREATION



In fiscal year 2023, the program achieved 60% growth in participation.



Adaptive sports camps including adaptive soccer and T-ball served **46** youth.

Adaptive Recreation T-Ball Camp at Inspiration Park.



ADAPTIVE RECREATION

382

Fresnans Accessing the Program

3,238

Program Attendance

In addition to offering daily recreation programming tailored to the needs of adults with disabilities, Adaptive Recreation is incorporated throughout all programs to enable all Fresno residents to access programs and services. Adaptive Recreation programming included a variety of crafts, sports, sensory activities, and other events designed to improve quality of life in a safe and enjoyable environment through recreation. Special events included sports clinics and seasonal dances. By emphasizing participants' abilities, our dedicated efforts to provide daily recreation, quarterly dances and sports workshops provided welcoming spaces for all ages.

During this reporting period, 478 unique individuals attended approximately 4,047 times. It is estimated that 80% of total participants were Fresno residents, **bringing the number of Fresnans accessing the program to a total of 382 individuals attending 3,238 times.**

RECREATIONAL ACTIVITIES

Recreational activities were provided on both a “drop-in” and organized basis at twenty (20) community centers. A total of 72,415 visitors signed into community centers, **representing an estimated 57,932 visits by Fresnans**. Approximately 1,145 unique participants signed in.

Recreation staff citywide provided a variety of camps, programs, and community events throughout the year at various locations. These activities range from seasonal celebrations and themed weeks, to cultural dance classes and family-focused events like paint nights, bingo, and outdoor movie screenings. The total attendance for these organized activities was 9,026 with an estimated 80%, or **7,221 of attendees, residing in Fresno**.



Soccer Clinic at Inspiration Park.



57,932
Total Community
Center visits



101
Events, classes, activities
and camps were offered
citywide with an
estimated **7,221**
Fresnans in attendance

AFTER SCHOOL PROGRAM

The PARCS After School Program offered a safe space for children ages 5-17 providing homework help, sports, healthy snacks, and crafting opportunities at 19 community centers from 1:00 p.m. to 6:00 p.m. The program featured drop-in and structured recreational activities at local community centers and parks citywide. Meal programs offered during out-of-school times provide healthy snacks and meals for participants. During this reporting period, impressions were tracked using sign in sheets on a drop in basis. An After School Program Manager was also hired to enrich and streamline after school program operations. Approximately 1,971 youth participated in after school programming **with an estimated 1,577 Fresnans served**.



After School homework assistance.



1,577
After School Program
Participants



Swim Lesson.

Hired a total of **122** lifeguards, **52** of which were high school students.

108%

Student hiring increase year over year.



78%

Swim lesson registration increase.



AQUATICS PROGRAM

Aquatics services were provided from June through September and included swim lessons, senior aerobics, junior lifeguard training, and recreational swimming. From October through May, the Aquatics Program offered Adult and Pediatric CPR, First Aid, and Lifeguard Certification Courses to the community and PARCS employees. During this period, PARCS secured grant funding and agreements with Fresno Unified to expand access to pools or “blue space” resulting in opening an additional six (6) pools for community access.

Swim lessons were promoted on social media with online registration available, leading to a significant increase in enrollment. Swim lesson registration increased by 78%, and recreational swimming attendance increased by 44%. A total of 30,833 visits were logged for recreational swim, **reflecting an estimated 24,666 times recreational swimming opportunities were accessed by Fresnans.**

2,894

Swim Lesson Participants

10

Junior Lifeguards

47

Youth Employed

24,666

Recreational Swimmers

73

Lifeguard Certifications



BICYCLE AND PEDESTRIAN SAFETY PROGRAM

The Bicycle and Pedestrian Safety Program is a grant-funded program to help build safety knowledge and skills. This program included education, bicycle skills clinics or “bike rodeos”, community events, presentations, and workshops. The program focused on teaching the rules of the road to increase the knowledge and skills needed to safely navigate roadways.

Additionally, safety tools such as helmets, crossing guard kits for schools, and items like lights and reflectors were distributed to enhance visibility when walking or biking.



Bicycle and Pedestrian Safety Program.

113

Increased outreach to senior populations providing **10** safety presentations serving **113** seniors.

12

Crossing guard kits were distributed to local schools

\$125,000

Awarded grant funding

846

Helmets distributed

1,117

Safety materials distributed

3,016

Fresnans received Bicycle & Pedestrian Safety Education



Camp Fresno Youth at Dinkey Creek.

CAMP FRESNO YOUTH

The Camp Fresno Youth Program provided recreational opportunities for youth, with a focus on serving at-risk youth ages 7 to 17. Camp Fresno offered day trips and overnight trips complete with round-trip transportation and meals at no-cost to participants. Camp Fresno's diverse programming included activities like hiking, fishing, arts and crafts, and outdoor exploration. Grant funding helped to augment local investment in the program, expanding reach.

The Camp Fresno Youth Program received over \$1 million in grant funding, in part, to support expansion for program years 2023-2025. This nearly doubled the number of youth that could participate and allowed the program to serve 779 unduplicated youth, **731 of which were Fresno residents**. During the 8-week program, 1,183 impressions were recorded.



Camp Fresno Youth paddle boarding.

SPORTS PROGRAMS

The sports programs offered during this reporting period included Action Sports, Adult Sports, and Youth Sports. Each program is described separately below and showcases the variety of sports programming that was offered to the community.

ACTION SPORTS

The bicycle motocross (BMX) Program at Woodward Park held USA BMX-sanctioned races every Thursday night and Sunday morning, and practices on Saturday mornings. Program participants include all ages.

A total of 544 riders participated in programming. **Approximately 17% of attendees, or 91 participants, reside in Fresno.** The total program attendance for races, clinics and practices was 3,422, with approximately 27%, or **938 attendees from Fresno.**

BMX is an economic driver, drawing participants from around the state of CA and across the nation.





BMX rider at Woodward Park BMX race track.



Woodward Park BMX race track.



91

Action Sports
Participants



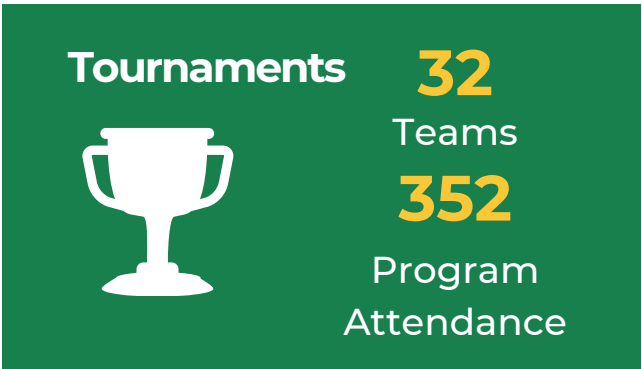
938

Action Sports
Attendance

ADULT SPORTS

The Adult Sports Program offered year-round competitive and recreational sports for adults ages 18 and up. During this reporting period, softball, basketball and cricket were offered resulting in 455 registered teams and 6,365 adult participants. Total attendance for these activities was 59,690 with an estimated 80% of attendees, or **47,752 from Fresno.**

LEAGUE PLAY STATS



Adult Sports softball at Regional Sports Complex.



Aerial view of Regional Sports Complex.

YOUTH SPORTS

The Youth Sports Program offered year-round sports activities for children ages 3 - 15. Sports offered during this reporting period included soccer, flag football, disc golf, t-ball and basketball.

Through the program, participants practiced skills in hand-eye coordination, balance, endurance, teamwork, problem solving, and other life skills. Youth Sports served a total of 685 youth participants, a 13% increase compared to prior years. During this rating period, 95 youth participated in more than one sport and **94% of all participants were Fresno residents.**



Youth Basketball at Holmes Playground.



108

Soccer Players



31

Flag Football Players



20

Disc Golf Players



227

T-Ball Players



171

Basketball Players

3,242
Program
Attendance

YOUTH SPORTS FEE WAIVER

In Fiscal Year 2023, the Parks, Recreation, and Arts Commission (PRAC) launched a fee waiver initiative to ensure equitable access to recreational activities for all residents, regardless of income. The fee waiver program aimed to alleviate financial barriers for low-income households enabling them to enjoy these sports without financial strain. Supply kits were provided to all youth to further reduce barriers to participation.

A total of 258 households were approved for the youth fee waiver. When the fee waiver program began, there were two remaining sports seasons in FY23. Out of the 338 youth sports participants in the two remaining sports seasons, **158 or 47% used a fee waiver to reduce the costs of participation.**



Youth T-Ball at Selma Layne Park.

47%

of youth used
a fee waiver



SCIENCE PROGRAM

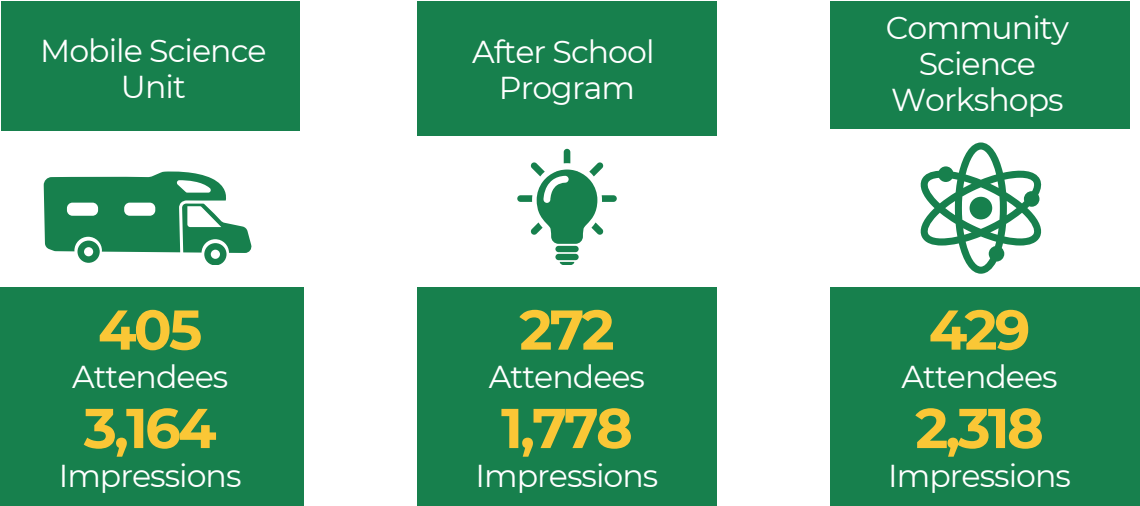
Science Programming includes hands-on workshops at the Science Center located at Highway City Community Center, mobile science workshops at community centers citywide, family events, camps, and after-school science programming.

The Science Center encouraged curiosity and a love for science through hands-on learning, investigation, and exploration. Science education field trips to Kings Canyon National Park and the Cat Haven reinforced learning and engaged youth in new opportunities.

During this reporting period, 9,074 attendees participated in science activities with an **estimated 7,260 attendees from Fresno.**



Teen Science Night at Highway City Community Science Center.



75

Total number of science workshops, trips, teen nights, science camps and events



7,260

Total science program attendance

SENIOR PROGRAM

The Senior Program provided specialized activities tailored to the unique needs and interests of Fresno’s senior population at eight City of Fresno sites: Inspiration, Lafayette, Mary Ella Brown, Mosqueda, Pinedale, The Link, Ted C. Wills, and the Paul “Cap” Caprioglio Community Center. Recreational programming was also offered at Senior Citizens Village.

Programming included informational workshops, crafts, ceramics, fitness, senior dances, and the opportunity to connect with other seniors. Senior hot meals were offered at multiple locations and meals were free for seniors aged 60 or older. Over 1,000 seniors participated in programming, contributing to over 26,000 attendees across all activities offered. It’s estimated that 80%, or **20,989 visits were from Fresno residents.**



Valentine's Day painting at Ted C. Wills Community Center.



Senior Water Aerobics at Hoover High School.

Thanks in part to Grant funding from the Fresno Madera Agency on Aging (FMAAA), the City of Fresno was able to provide senior hot meals at no-cost to eligible seniors. Senior hot meals were paused during the peak of the pandemic, and resumed in December 2022. **Over 8,500 meals were served to seniors, with an estimated 6,857 meals (80%) served to seniors living in Fresno.**



Senior Program Participants from Fresno



Senior Program Attendance



Senior Water Aerobics Attendance



Hot Meals Served to Fresno Seniors

NEIGHBORHOOD SAFETY AND COMMUNITY ENGAGEMENT PROGRAM


The Neighborhood Safety and Community Engagement program facilitated community-wide collaborative efforts to prevent and mitigate violence. This is achieved by administering grant funding for services such as tattoo removal, hospital-based violence intervention programs, community violence intervention, job readiness programs, training opportunities, tutoring, and street outreach work. The Program also hosted Fresno Summer Nights, an annual series of late-night structured sports and community events aimed at reducing violence. Through these efforts approximately **474 Fresno residents** were served.



Fresno Summer Nights participants at Frank H. Ball Park.




Fresno Summer Nights Trophies.



73
Service Referrals Facilitated




57
Tattoo Removal Participants



2,521
Volunteer Hours




36
Fresno Summer nights basketball teams



344
Fresno Summer Nights participants

\$1.5M
Grant funding awarded to non-profits as part of the Violence Intervention and Prevention initiative



13
Community based organizations

WARMING AND COOLING CENTERS

Throughout fiscal year 2023, four Warming and Cooling Centers were open periodically to respond to extreme weather conditions. Centers that were activated included Pinedale Community Center, Ted C. Wills Community Center, Mosqueda Community Center and Maxie L. Parks Community Center.

The City's Department of Transportation provided free transportation on FAX bus routes to all four centers. Water, cots, blankets, and pet cages were provided to participants.

Cooling centers were activated for 35 days during the summer and received a total of 2,265 visits. Warming centers were activated for 97 days. The activation was due in part to severe winter storms and associated emergency declarations. A total of 16,880 visits were recorded during this time. **An estimated 80% of the total number of attendees at the warming and cooling centers, or 13,504 visits, were presumed to be Fresno residents.**



Ted C. Wills Community Center.



13,504
Warming Center
Visits



1,812
Cooling Center
Visits

YOUTH EMPLOYMENT PROGRAM

The PARCS Department's Youth Employment Program (YEP) provided job training and employment experience for City of Fresno residents, while also creating a pipeline of talent for the future. A total of 114 youth and young adults were hired for the program and earned a combined 12,463 hours of on-the-job experience. **It's estimated that 80% of program participants, or 91 youth and young adults, were Fresno residents.**

The PARCS Department also partnered with the City's Personnel Department to place 36 fellows from the One Fresno Youth Jobs Corps Program (YJCP) into assignments with the PARCS Department. YJCP interns were funded through a state grant and provided crucial support to the existing PARCS staff by contributing their skills in community centers, parks, and administrative settings throughout the department.



91

YEP Participants



12,463

Total Hours Worked



Youth Employment Program Job Fair at Ted C. Wills Community Center.

20

Job fairs and promotional engagements attended

36

Youth Job Corps Program (YJCP) state grant funded interns placed in PARCS

SPORTS, PLAY, ACTIVE RECREATION, FOR KIDS (SPARK) PROGRAM



Students participating in SPARK programming.

The Sports, Play, and Active Recreation for Kids (SPARK) After School program was offered at up to 29 schools through a grant administered by Fresno Unified School District. While on-site, PARCS staff focused on the importance of health and fitness education by implementing FUSD approved curriculum. SPARK curriculum incorporated a wide variety of physical activities to achieve all-around fitness and movement skills.

To compliment fitness education, PARCS staff also integrated age-appropriate nutrition literacy for children that promoted positive behavior change by teaching the importance of healthy eating. **During this reporting period 20 placements at schools were facilitated, and a total of 2,228 kids enrolled in the program. Total program attendance was estimated at 367,614.**



2,228

Students Served



367,614

Program Attendance

CUSTOMER SERVICE AND COMMUNITY ENGAGEMENT



7,000


Participant and facility transactions processed.

During this reporting period the customer service team was reorganized to improve customer experience, support the department as a shared service, and centralize data collection to further support Measure P.

The customer service team facilitated over 5,500 participant registrations for programs, camps, events and activities and over 1,500 facility reservations annually.

The community engagement team was expanded to provide more information to the community about capital projects, programs, and activities through social media, email, and in-person outreach.

During this reporting period, we welcomed 2,668 new followers across all online platforms, and collected a milestone 4,000 responses as part of the Cultural Arts Plan outreach effort.



4,000+

Survey responses received to for the Cultural Arts Plan.



2,688

New Followers



@fresnoparcs



@fresnoparcs

FRESNANS WHO ACCESS PARCS PROGRAMS

The PARCS Department reports annually the number and percentage of Fresnans accessing PARCS programs.

METHODS AND ASSUMPTIONS

Data collection methods and systems were further refined during the 2023 fiscal year. This has allowed greater specificity to report on the number of unique participants (unduplicated), and the total attendance or impressions (duplicated). Though reporting tools were improved during the reporting period, the number of unique individuals reported is likely undercounted. This is due, in part, to drop-in programs that do not require individual registration. When address detail was unavailable, a system-wide average of 80% was used to estimate Fresnans served.

ACCESS TO PROGRAMS

Data collected during this reporting period indicates that there were 23,647 unique participants accessing programs. **It is estimated that 19,034 of the unique individuals accessing programs were Fresno residents, or approximately 3.5% of the total population.**

Participants attended programming a total of 759,862 times, with an **estimated 699,942 visits from Fresno residents. Total attendance data reflects service levels that are equivalent to reaching 127% of the population.**

Groups	Number of Fresnans Accessing Programs (Unduplicated)	Fresnan Attendance (Duplicated)	Total Population (ESRI 2023)	Percentage (individual/ attendance)
Children	9,153	445,807	153,452	6% / 291%
Adults	5,931	63,940	276,971	2% / 23%
Seniors	860	29,292	120,712	1% / 24%
Non Age Specific	3,090	53,503	N/A	N/A
Total	19,034	592,542	551,135	3.5% / 108%



PARKS MASTER PLAN IMPLEMENTATION

PARKS MASTER PLAN GOALS

The goals below were established by the 2018 Parks Master Plan (PMP). This section provides an overview and progress update on the implementation of each goal.

GOAL 1: FUND

Parks are assets, and the continued operation and maintenance of these assets requires a steady and adequate funding source. Best practices include funding for maintaining parks at industry standards, including planned lifecycle replacement costs of facilities and park elements, which Fresno's current funding levels do not adequately cover. Providing the appropriate level of funding for Fresno's park system and understanding the total cost of ownership, including maintenance, operations, lifecycle, and programming, is critical for success of the whole system.

GOAL 2: MAINTAIN

Parks, like any investment such as a house or car, require regular maintenance, planned repairs, and maximized operational efficiencies in order to best perform. Maintenance reduction can erode the condition of parks to a point where normal maintenance practices cannot overcome deficiencies, and the entire system needs to "catch up" before it can achieve desired maintenance levels. In addition, maximizing efficiencies in Fresno's maintenance and operations will benefit the entire park and open space system. Extensive community engagement placed park maintenance as a top community priority.

GOAL 3: IMPROVE

Improving existing parks is a critical goal of this PMP. In addition to improvements inherent in routine maintenance and lifecycle replacements, strategic improvements, including upgrades to amenities, planting, irrigation systems, sports courts, sports fields, shade structures, pools, playgrounds, signage, and recreation programs are all necessary to improve system-wide performance, sustainability, and user experience.

GOAL 4: EXPAND

The City of Fresno is growing, and its park and open space system has to grow with it. In order to meet current and future recreation needs of Fresno residents, the City must add inventory to its park, open space, and trail network. In addition to future growth areas, existing neighborhoods that have been identified as "park poor" through PMP survey and analysis should be prioritized for park and trail expansion.

GOAL 5: SECURE

To ensure that all users can enjoy parks, they must be safe and secure public spaces. Policy, design, and management measures can be taken to improve public safety in parks, invite more “eyes on the parks,” and establish parks as safe places for community members of all ages to play and recreate together.

GOAL 6: CONNECT

A successful park system is connected to its community by well-defined, safe routes that offer mobility choice. This includes walking, biking, transit and vehicular options. Strengthening existing and future park network connections with linear parks, greenways, multi-modal trails, paths, sidewalks, and bicycle routes, makes getting to and from parks and open spaces in Fresno easier, safer, and more pleasant. In turn, this connectivity encourages increased system use. Approaches for strengthening and expanding park and open space connections should build upon the General Plan, Fresno Active Transportation Plan, San Joaquin River Parkway plans, and City of Fresno Specific Plans. The following recommendations support an increase in park and open space network connections.

GOAL 7: PARTNER

Fresno’s PARCS and Public Works departments are not alone in their mission to provide excellent public spaces for recreational, physical, social, and cultural activities. Forming partnerships with allied agencies is an efficient, symbiotic, community-strengthening approach to improving and expanding Fresno’s public spaces. The following recommendations support such partnerships and alliances.

GOAL 8: ADVOCATE

Fresno’s parks and open space areas need dedicated stewards who will advocate for their support, funding, and improvement. These public space assets are an important part of a larger quality of life package for Fresno residents, and should therefore be included in advocacy efforts related to health, wellness, environmental quality, community development, recreation, education, and safety. The following recommendations relate to advocacy efforts to strengthen Fresno’s park and open space system.

GOAL 9: CELEBRATE

Fresnans - take pride in your parks! Ultimately, parks are for people. They should be well-used and well loved, and play a major role in how and where residents spend their time beyond the boundaries of their own houses. Fresno parks are an extension of people’s homes and a catalyst for social activity, and should be celebrated as such. The following recommendations support efforts to celebrate Fresno parks.

PARKS MASTER PLAN PROGRESS - GOAL 1: FUND

	Parks Master Plan Recommendations	Not Yet Started	In Progress	Implemented	Ongoing
1.1	Employ a business planning approach to the financial management of Fresno's park and open space system that accounts for total cost of ownership and adequately funds new parks, maintenance, and ongoing operations, including the following strategies: <ul style="list-style-type: none"> • Increase investment in assets, including costs for lifecycle replacement and maintenance • Increase Fresno's annual maintenance and operations budget to align with standard state funding levels 			X	X
1.2	First prioritize funding for maintenance and existing park improvements, then prioritize budget for land acquisition.*			X	X
1.3	Continue to require that developers create special districts such as Community Facilities Districts (CFDs) to fund pocket park maintenance.*			X	X
1.4	Consider implementation of additional funding mechanisms such as special use districts, CFDs, sales tax, and utility user tax.*			X	X
1.5	Explore the formation of CFDs or other special districts in established neighborhoods to maintain and develop parks and open space amenities.*			X	X
1.6	Consider adjusting pocket park dedication requirements to ensure creation of adequately sized parks that meet amenity requirements established in the park type definitions.*	X			
1.7	Consider creating a Park Impact Fee (PIF) for commercial development.	X			
1.8	Pursue grants for park land acquisition and development including funding opportunities that support community development, public health, urban greening, and environmental stewardship.*			X	X
1.9	Perform a cost of service analysis and identify opportunities for positive revenue generation through new pricing policies and programs to help offset total cost of non-revenue generating programs.*			X	X

*Shared Responsibility with other Department or Organization.

PARKS MASTER PLAN - GOAL 2: MAINTAIN

Parks Master Plan Recommendations		Not Yet Started	In Progress	Implemented	Ongoing
2.1	Consider consolidating park maintenance into a single agency to maximize agency communication, coordination, and efficiencies.*			X	
2.2	Establish strategically placed "Park Maintenance Zones" with maintenance yards and dedicated work crews.*			X	
2.3	Create maintenance guidelines identifying target maintenance levels at each site, maintenance standards, and work plans.*			X	X
2.4	Implement systematic technology assessment that identifies, prioritizes, and scopes cost of necessary and desired technology functionality to increase efficiency in maintenance service delivery.*		X		X
2.5	Expand maintenance funding and support, including implementing a work order management system, employing a systematic approach to contracting services, and expanding full time equivalent (FTE) staffing.*			X	X
2.6	Maintain and expand Fresno's "Adopt-A-Park" Program to offer individuals and organizations tools, training, and opportunities to maintain and nurture Fresno city parks and open space areas · Other operational partnership programs may include an "Adopt-A-Trail" program.*			X	X

*Shared Responsibility with other Department or Organization.

PARKS MASTER PLAN - GOAL 3: IMPROVE

Parks Master Plan Recommendations		Not Yet Started	In Progress	Implemented	Ongoing
3.1	Implement 2017 PMP park type requirements for site amenities, program, and access.			X	X
3.2	Implement 2017 PMP Design Guidelines for improving park and open space in terms of sustainability (including more efficient irrigation and energy systems), safety, durability, user experience, accessibility (including ADA compliance), identity, and branding.*			X	X
3.3	Increase shade elements, including trees and built structures, in all park and open space areas, particularly areas with high recreation value such as seating, picnic, and play areas.*		X	X	X
3.4	Increase tree planting, especially large trees with wide canopies.*			X	X
3.5	Plan and design landscapes that support habitat creation and wildlife protection.*		X		X
3.6	Strategically channel resources into fewer facilities that are soundly funded, properly maintained, and better serve the community.*			X	X
3.7	Identify facilities that do not meet current community needs because they are underused, unpopular, or outdated and inaccessible, and strategically convert them into facilities that the community has identified as a priority.		X		X
3.8	Consider employing a program lifecycle analysis, and creating a program classification system to ensure recreations programs reach maximum participation, efficiency, and effectiveness.		X		X

*Shared Responsibility with other Department or Organization.

PARKS MASTER PLAN - GOAL 4: EXPAND

Parks Master Plan Recommendations		Not Yet Started	In Progress	Implemented	Ongoing
4.1	Target expansion of Fresno's park, open space and trails in existing urbanized, high need, "park poor" areas.*		X	X	X
4.2	Continue to acquire and develop new parks in tandem with new development, to meet the City's level of service goals.*		X		X
4.3	Continue to require land dedication for parks as part of the development approval process, using General Plan and Specific Plan parks maps as guides.*			X	X
4.4	Consider leveraging City-owned property to create new parks.*		X	X	X
4.5	Evaluate streets as potential open space assets, including evaluating the street system to identify streets with excess right-of-way that could be converted into linear parks, or excess street segments that and could be vacated to provide park space.*		X		X
4.6	Explore defining "park equivalencies" to embrace a variety of public open spaces that may not currently qualify as park space but do contribute to place-making and quality of life.		X		X
4.7	Explore opportunities for enhancing alleys to provide public space amenity by giving pedestrians primacy and creating "living alleys" or "shared alleys" that host landscape enhancements and support positive social activity.*		X		X
4.8	Explore zoning code provisions that would incentivize the creation of park land beyond what is required, in the form of density, height, or floor area bonuses, or flexibility in meeting other code requirements.*	X			
4.9	Explore the creation of a land banking agency to facilitate assembly and transfer of property to park use.*		X		X
4.10	Promote development of urban greening strategies to provide recreational value and enhance the public realm in areas underserved by parks.*		X		X

*Shared Responsibility with other Department or Organization.

PARKS MASTER PLAN - GOAL 5: SECURE

Parks Master Plan Recommendations		Not Yet Started	In Progress	Implemented	Ongoing
Design Recommendations					
5.1	Encourage Crime Prevention Through Environmental Design (CPTED) as it relates to natural surveillance, activation, visibility, sightlines, circulation, lighting, and perimeter treatments (See Section 5.1).*		X		X
5.2	Coordinate with Fresno Police and Fire departments to co-locate parks with future stations and locate law enforcement substations in parks.*	X			
PROGRAMMING & MANAGEMENT RECOMMENDATIONS					
5.3	Institute an on-site program for park rangers, community policing, or dedicated park police.*		X		X
5.4	Expand facility staffing to ensure on-site staff presence.			X	X
5.5	Provide a diverse range of staffed programming to encourage positive, active use of parks throughout the course of the day, with particular emphasis on programming at parks with security concerns.		X	X	X
5.6	Encourage agencies, private organizations, and non-profit organizations to use parks for active, community-oriented, and enrichment programming.		X	X	

*Shared Responsibility with other Department or Organization.

PARKS MASTER PLAN - GOAL 6: CONNECT

Parks Master Plan Recommendations		Not Yet Started	In Progress	Implemented	Ongoing
6.1	Provide neighborhood park amenities within ½ mile distance from all Fresno residences.		X		X
6.2	Design new parks and upgrade existing parks to be accessible to the neighborhoods they serve and meet diverse needs of people of all ages, abilities, and cultural backgrounds*		X		X
6.3	Look for opportunities to locate new parks in areas with public transit, including within and proximate to high density BRT corridors.		X		X
6.4	Develop trails, greenways, parkways, and other green connections linking neighborhoods to the citywide and regional parks system, infrastructure (such as canals), and other important cultural and social spaces.*		X		X
6.5	Build agency, community, political and financial support for large scale trail/greenbelt systems such as the San Joaquin River Parkway.*		X		X
6.6	Establish “safe routes to parks” for pedestrians, cyclists, and children by creating sidewalk, trail, greenbelt, and bicycle route connections to all existing and future park and open space areas.*		X		X
6.7	Employ urban greening strategies in streetscape design, such as tree lined corridors, multimodal paths, bioswales, and vegetated stormwater drainage channels, as a way to connect people and neighborhoods to parks and open spaces (See Section 7.3).*		X		X
6.8	Use online tools to help the public locate and navigate their way to park and open space sites and facilities.			X	X

*Shared Responsibility with other Department or Organization.

PARKS MASTER PLAN - GOAL 7: PARTNER

Parks Master Plan Recommendations

Not Yet
Started

In Progress

Implemented

Ongoing

SCHOOL PARTNERSHIP RECOMMENDATIONS				
7.1	Maintain joint-use agreements and establish new, long term joint-use agreements with Fresno, Washington, Sanger and Central Unified School Districts that maximize availability of site use during non-school hours.*		X	X
7.2	Partner with school districts in planning, funding, acquiring, and designing future park and school sites and amenities.	X		
7.3	Partner with school districts to create enhanced joint-use school park sites that are usable for all segments of the community.*			X
BASIN PARTNERSHIP (FMFCD) RECOMMENDATIONS				
7.4	Continue to partner with Fresno Metropolitan Flood Control District (FMFCD) to maximize recreational opportunities at ponding basins through expanded seasonal access, redesign, grading, and amenity development.*			X
7.5	Partner with FMFCD in planning, funding, acquiring, and designing future joint-use basin sites.*		X	X
AGENCY & ORGANIZATION PARTNERSHIP RECOMMENDATIONS				
7.6	Coordinate with Fresno public libraries to co-locate parks and increase programming partnership.	X		
7.7	Continue to collaborate with agencies and organizations working to maintain, develop and enhance the San Joaquin River Parkway and nearby riverfront land and habitat.		X	X
7.8	Collaborate with local agencies and organizations that have management and programming overlap with parks.		X	X
7.9	Seek and strengthen collaboration with national and state organizations with shared park, open space, and community oriented recreation missions.		X	X
7.10	Explore opportunities for partnerships with community organizations that support community garden development at sites that are neglected, blighted, or undeveloped.		X	X

*Shared Responsibility with other Department or Organization.

PARKS MASTER PLAN - GOAL 8: ADVOCATE

Parks Master Plan Recommendations		Not Yet Started	In Progress	Implemented	Ongoing
8.1	Inspire investment in Fresno parks - in terms of social, cultural and philanthropic capital – through meaningful and sustainable community engagement, advocacy, and partnerships that support park access and equity.		X		X
8.2	Form a City Council appointed Parks Commission to guide the ongoing development and operations of Fresno's park and open space system.			X	X
8.3	Establish a "Friends of Fresno Parks" made up of foundations, organizations, and individuals who support park funding and actively advocate for their successful operation.*	X			
8.4	Encourage local community advocates and organizations working in the areas of public health, wellness, education, recreation, arts, community development, and environmental issues to support and advocate for Fresno parks.*	X			
8.5	Build ethnically and economically diverse park stewards.		X		X
8.6	Continue to encourage and include community participation in park and open space planning and design processes.		X	X	X

*Shared Responsibility with other Department or Organization.

PARKS MASTER PLAN - GOAL 9: CELEBRATE

Parks Master Plan Recommendations		Not Yet Started	In Progress	Implemented	Ongoing
9.1	Support current and future place-making efforts to strengthen individual park identity.		X		X
9.2	Designate "flagship" or priority parks in each of Fresno's council districts to direct funding toward so that quality parks can be found throughout the city and can become a source of local park pride.		X		
9.3	Conduct system-wide re-branding of Fresno's park and open space system, including strong online and on-site efforts, that are developed in conjunction with funding initiatives.		X		
9.4	Promote park use and the benefits of parks through public relations campaigns and marketing efforts online, with social media, and through signage.*		X	X	X
9.5	Consider integrating site elements that support public or private events into park design – from event-rentable pavilions to large scale amphitheaters, to promote Fresno parks as epicenters of celebration and community activity - from birthday parties to city-wide cultural events.		X		X
9.6	Streamline process for individuals, neighborhoods, community groups, and local businesses to hold events at park facilities.*			X	X
9.7	Identify opportunities to integrate art into parks and open spaces, especially in strategic locations to promote pride and ownership, and discourage vandalism.		X		X

*Shared Responsibility with other Department or Organization.

A photograph of a young child riding a red bicycle on a paved path in a park. The child is wearing a black helmet with a graphic, glasses, a grey long-sleeved shirt, and blue jeans. The background shows a grassy area, a wooden bench, and bare trees. The entire image is covered with a semi-transparent green filter. Overlaid on the bottom left of the image is the title text in white, bold, sans-serif font.

UPDATE ON THE IMPLEMENTATION OF THE ACTIVE TRANSPORTATION PLAN

THE ACTIVE TRANSPORTATION PLAN

The City Council adopted the Active Transportation Plan (ATP) in March 2017 to outline Fresno's active transportation vision and the steps needed to achieve it. The ATP envisions a comprehensive network of safe trails, sidewalks, and bikeways accessible to all residents. It proposes a long-term plan connecting all parts of Fresno while prioritizing key bikeways and pedestrian areas for immediate attention. These priority networks link essential destinations, support current and future walking and biking needs, and serve neighborhoods equitably.

The City of Fresno Department of Public Works is responsible for implementing the ATP through capital projects, maintenance, planning, facility design and safety improvements. The PARCS Department provided community education to improve safety knowledge and skills for bicyclists and pedestrians.



Bike riders.

MEASURE P EXPENDITURE CATEGORY 5

Measure P Expenditure Category 5 allocates 11.25% of funds to the efforts listed below. Of the 11.25% allocation, 47% goes toward bicycle and pedestrian improvements.

47% of the 11.25% of Measure P Funds

Shall be allocated for projects enhancing walking and biking access to parks and trails.



47% is split into two sub-categories:



20%

Trail operations

25%

minimum for pedestrian and bicycle pathways



N Barstow Avenue & N 4th St.

18%

Funds for projects aligned with the San Joaquin River Parkway Master Plan.



Huntington Boulevard.



35%

For initiatives like litter removal and landscape beautification, prioritizing water conservation and leveraging various funding sources.

ATP IMPLEMENTATION UPDATE: FACILITIES

The Implementation of the ATP requires several funding sources to complete, and the updates provided below utilized several funding sources in addition to Measure P. The improvements highlighted below occurred during the annual reporting period.



Over six (6) miles of in-road bicycle facilities were added to the bicycle network.



Approximately 3.5 miles of Class II bike lanes were added.



An estimated 2.87 miles of Class IV bike lanes were added.



Over 1,680 feet of green conflict paint markings were added to the bicycle network.




Two (2) bicycle boxes were added to the bicycle network.



Approximately 10.63 miles of Class I trail facilities were added to the trail network.



139 transit stops were improved.



Over 11 miles of sidewalks constructed and 7.5 miles of existing sidewalks repaired.



30 new crosswalks, 375 ADA ramps, and 237 streetlights were installed throughout the City.

ATP IMPLEMENTATION UPDATE: TREES




South Peach Avenue tree planting.

The Active Transportation Plan recommends landscaping enhancements to provide shade along the pedestrian priority network. The City has increased the number of new street trees each year. During this reporting period, 2,253 new street trees were added throughout the City of Fresno.



Fiscal Year	FY 2021	FY 2022	FY 2023	Change FY 22 to FY 23
Number of New Street Trees Added	450	1,060	2,253	+1,193



UPDATE ON THE IMPLEMENTATION OF DEFERRED MAINTENANCE AND IMPROVEMENTS TO EXISTING PARKS AND RECREATIONAL FACILITIES IN THE CITY

BACKGROUND

The implementation of deferred maintenance and improvements occur through the daily maintenance efforts of operational teams, and through planned capital projects. This section provides an update on the status of capital projects, information about daily facility maintenance and the total amount of funding budgeted for capital projects that address deferred maintenance and improvements to existing parks.

FACILITY MAINTENANCE

Ensuring the safety and cleanliness of park facilities as part of regular maintenance is paramount. To achieve this, the PARCS Department relies on the dedicated efforts of our custodial teams, Park Attendants and recreation staff. Their responsibilities include providing customer service, maintaining restroom hygiene, litter removal, gate operation, prompt submission of maintenance requests for equipment repairs, graffiti reporting, and pressure washing of high-traffic areas.



Pinedale Community Center.



14

Custodial routes



Restrooms

Maintained daily



Litter Removal

Daily service



Pools

Maintained daily and monitored hourly during the season.



Maintenance

Prompt submission and completion of maintenance requests.

PARK IMPROVEMENTS

In collaboration with the Public Works Department, the PARCS Department spearheaded a portfolio of 91 capital projects aimed at maintaining or improving existing parks and facilities. Over the reporting period, PARCS played a pivotal role from project inception and mobilization to compliance oversight and progress tracking to ensuring timely and successful project delivery. The capital projects team also oversaw 13 projects to expand new parks, for a total portfolio of 104 projects.

Project Lifecycle

From initiation to completion, capital projects go through several phases during the project lifecycle. In order to provide an update on implementation, projects have been sorted by the phase the project was in during this reporting period.

INITIATION AND PLANNING



DESIGN



CONSTRUCTION



COMPLETE



91

Capital
Improvement &
Maintenance
Projects



Jaswant Singh Khalra Neighborhood Park.

INITIATION AND PLANNING PHASE

Projects within the initiation and planning phase during the annual reporting period are listed below. This phase includes deliverables like defining the scope of work, identifying key milestones and building a schedule. The list includes both new and existing parks and facilities, and identifies whether the project is an improvement, or related to deferred maintenance.

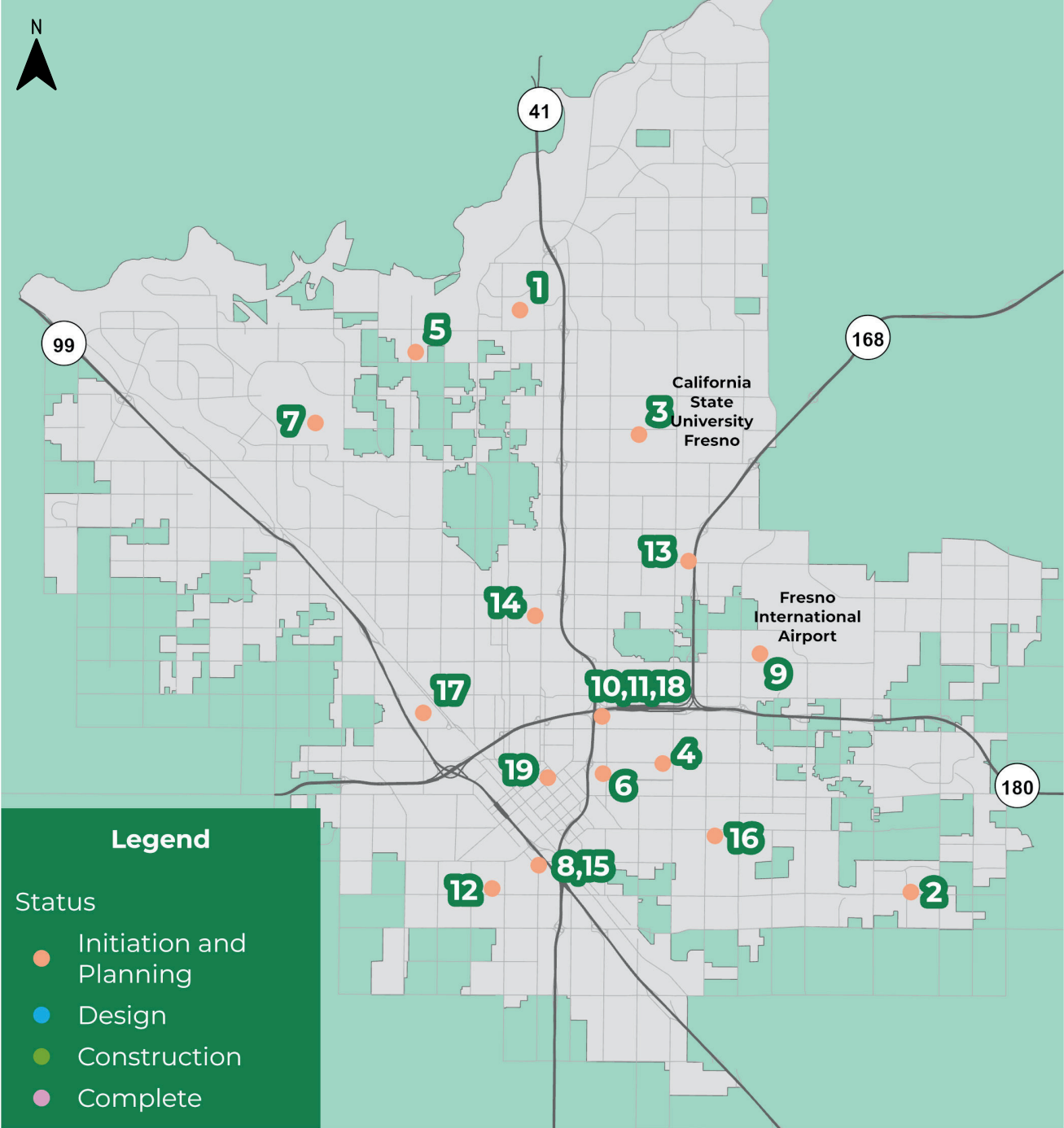
	PROJECT	TYPE	AUDIT NUMBER**
1.	7236 N College Avenue*	Improvement	0231
2.	Church & Sunnyside Acquisition*	Improvement	0235
3.	El Dorado Park	Improvement	0076
4.	First/Clinton Property*	Improvement	0121
5.	Holman Park Lighting Improvements	Improvement	
6.	Holmes Park Improvements	Improvement	0163
7.	Logan - Monument Sign	Improvement	
8.	Maxie L. Parks Remediation	Improvement	
9.	Reedy Park Improvements	Deferred Maintenance	
10.	Romain Futsal	Improvement	
11.	Romain Park Community Garden	Improvement	
12.	Hinton Landscaping and Irrigation	Improvement	
13.	Dakota / Barton New Park*	Improvement	0120
14.	Lafayette Court Resurfacing	Deferred Maintenance	
15.	Maxie L. Parks South Parcel Incorporation	Improvement	0232
16.	Mosqueda Pool Fence	Improvement	0130
17.	Roeding Storyland/Playland Improvements	Improvement	0199
18.	Romain Park Rehabilitation	Improvement	
19.	Veteran's Memorial Improvements	Deferred Maintenance	0176

*Projects to acquire and/or improve new parks.

**Audit project numbers can be referenced on the annual Measure P audit published by the City of Fresno at:
www.fresno.gov/wp-content/uploads/2024/02/2023-Fresno-Measure-P-Financial-Statements.pdf

INITIATION AND PLANNING PHASE

The map below depicts the location of deferred maintenance and/or improvement projects at parks or facilities that were within the initiation and planning phase during the annual reporting period.



DESIGN PHASE

Projects within the design phase during the annual reporting period are listed below. The design phase typically involves design by engineers, architects and other professionals to develop construction-ready plans and specifications for improvements. The list includes both new and existing parks and facilities, and identifies whether the project is an improvement or related to deferred maintenance.

	PROJECT	TYPE	AUDIT NUMBER**
20.	Dickey Park Rehabilitation	Improvement	0180
21.	Frank H Ball Park Rehabilitation	Improvement	0184
22.	Logan Tot Lot Soft Fall & ADA Evaluation	Improvement	
23.	Mary Ella Brown Rehabilitation	Improvement	0189
24.	Maxie L. Parks Improvements	Improvement	
25.	Sunset Rehabilitation	Improvement	0181
26.	Al Radka - Dog Park	Improvement	0165
27.	Bigby-Villa Shade Structure & Soft Fall	Improvement	0187
28.	Cal Tupman Shade Structure & Soft Fall	Improvement	0185
29.	Cary - Tot Lot Shade Structure	Improvement	0167
30.	Citywide Senior Center*	Improvement	0075
31.	Holmes Restroom Rehabilitation	Deferred Maintenance	0163
32.	Lafayette Park Lighting	Improvement	
33.	Lafayette Park Shade Structure	Improvement	
34.	Manchester Splash Pad	Improvement	0172
35.	Maxie L. Parks Shade Structures	Improvement	0238
36.	Milburn Overlook Rehabilitation	Improvement	0058
37.	Neilsen Play Structure Improvements	Improvement	0182
38.	Orchid Tot Lot Shade Structures & Soft Fall	Improvement	0161
39.	Roeding - Pickleball Courts / Lights	Improvement	0138
40.	Roeding - Restroom Rehab	Deferred Maintenance	0137
41.	Romain Tot Lot Soft Fall Surface	Improvement	0178
42.	Rotary East Pickleball Courts	Improvement	

*Projects to acquire and/or improve new parks.

**Audit project numbers can be referenced on the annual Measure P audit published by the City of Fresno at:
www.fresno.gov/wp-content/uploads/2024/02/2023-Fresno-Measure-P-Financial-Statements.pdf

DESIGN PHASE (CONTINUED)

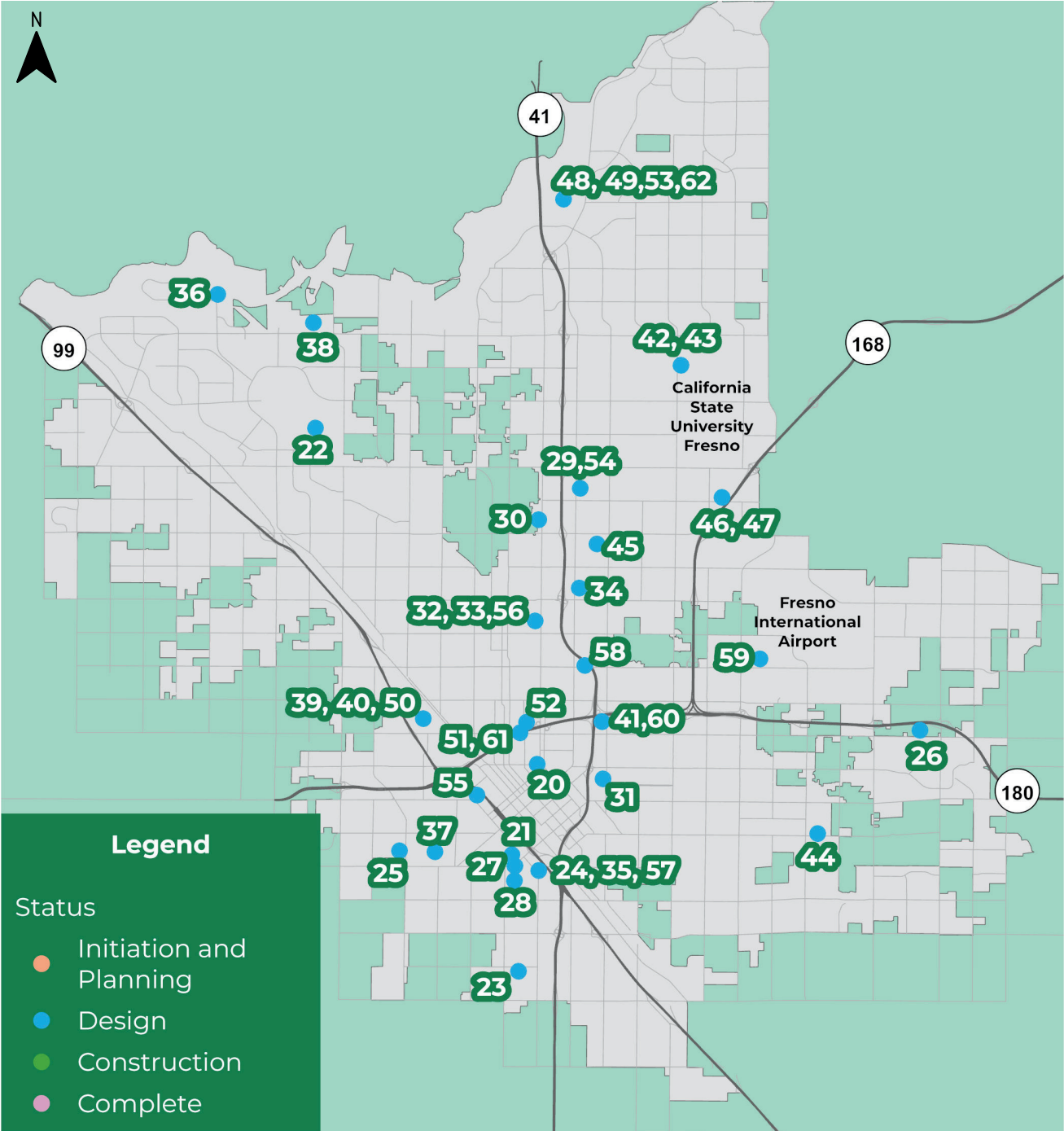
	PROJECT	TYPE	AUDIT NUMBER**
43.	Rotary East Shade Structure & Soft Fall	Improvement	0170
44.	Sunnyside Shade Structure & Soft Fall	Improvement	0169
45.	University Park Tot Lot	Improvement	
46.	Vinland Park Pickleball Courts	Improvement	
47.	Vinland Shade Structure & Soft Fall	Improvement	
48.	Woodward Park Accessible Parking	Improvement	
49.	Woodward Park Pickleball Courts	Improvement	0113
50.	Roeding Irrigation Master Plan	Improvement	0177
51.	San Pablo/HWY 180 Park	Improvement	0118
52.	Ted C. Wills Green Space	Improvement	0111
53.	Woodward Irrigation Master Plan	Improvement	
54.	Cary Park - Bleachers / Petanque	Improvement	0204
55.	Fink White - Restroom Rehab	Deferred Maintenance	0157
56.	Lafayette Restroom Rehab	Deferred Maintenance	0197
57.	Maxie Park HVAC Design	Improvement	0048
58.	McKinley Community Garden*	Improvement	
59.	Roessler Building Rehab	Deferred Maintenance	
60.	Romain Community Center Mural	Improvement	
61.	San Pablo Column Murals	Improvement	
62.	Woodward Group Activity Center Repair	Improvement	

*Projects to acquire and/or improve new parks.

**Audit project numbers can be referenced on the annual Measure P audit published by the City of Fresno at:
www.fresno.gov/wp-content/uploads/2024/02/2023-Fresno-Measure-P-Financial-Statements.pdf

DESIGN PHASE

This map depicts the location of deferred maintenance and/or improvement projects at parks or facilities that were within the design phase during the annual reporting period.



CONSTRUCTION PHASE

Projects within the construction phase during the annual reporting period are listed below. The list includes both new and existing parks and facilities, and identifies whether the project is an improvement or related to deferred maintenance.

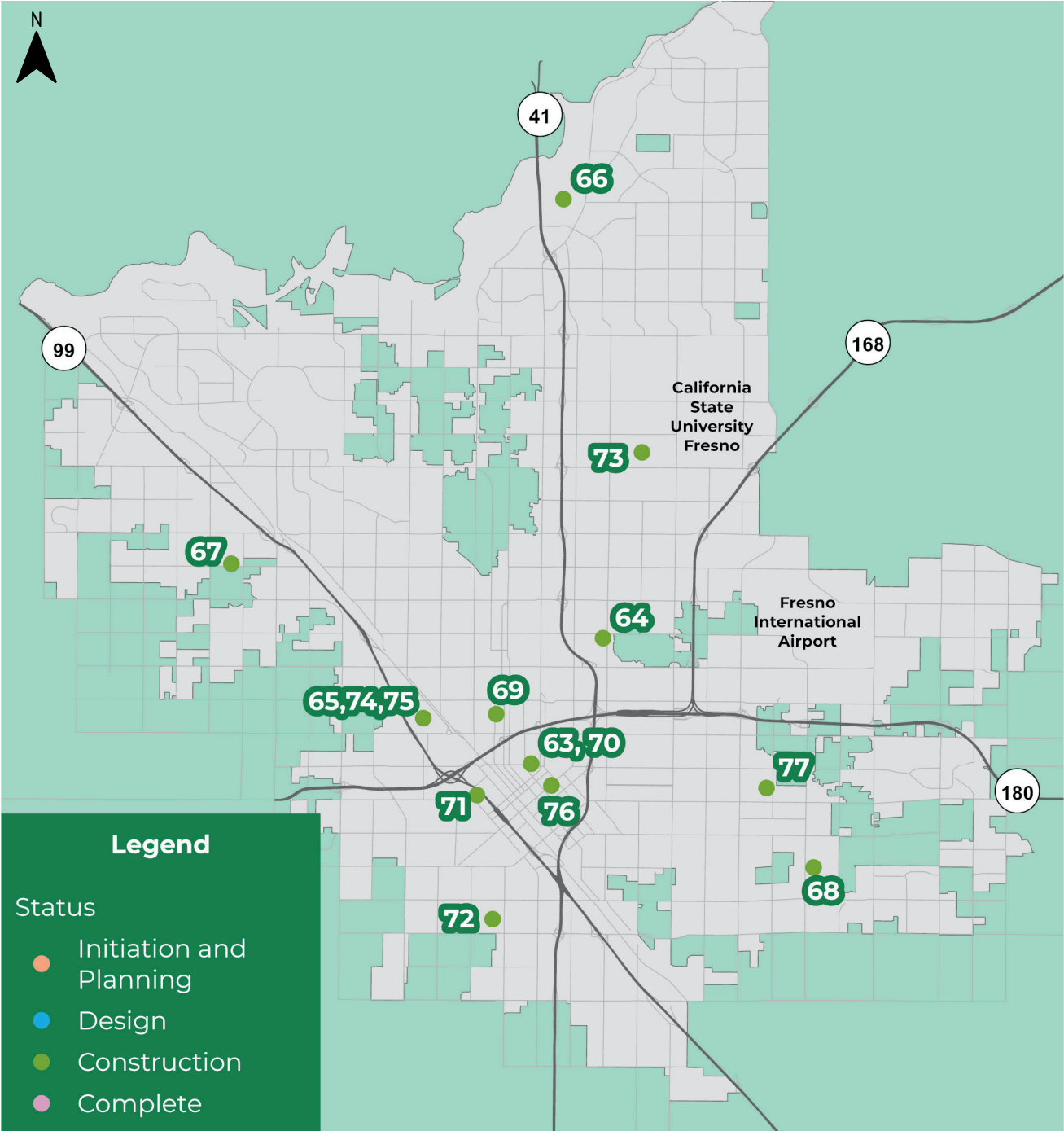
	PROJECT	TYPE	AUDIT NUMBER**
63.	Dickey Youth Center Office Improvements	Improvement	0239
64.	Radio Park Renovation- Prop 68	Improvement	
65.	Roeding Tot Lot Improvements	Improvement	0233
66.	Woodward - Tot Lot Improvements	Improvement	0115
67.	Milburn/Dakota (Dolores Huerta)*	Improvement	
68.	S Peach Ave / 49-Acre Park*	Improvement	
69.	South Tower CIP-F19 17-3a*	Improvement	0045
70.	Dickey Center Parking Lot Gate	Improvement	0116
71.	Fink White Splash Pad	Improvement	0016
72.	MLK - Magnet Park*	Improvement	
73.	Paul "Cap" Center - North/ South Buildings	Improvement	0051
74.	Roeding Court Resurfacing	Improvement	0139
75.	Roeding Dog Park Relocation	Improvement	0053
76.	Water Tower/ Eaton Plaza	Improvement	
77.	Willow & Balch Tot Lot Replacement	Improvement	0242

*Projects to acquire and/or improve new parks.

**Audit project numbers can be referenced on the annual Measure P audit published by the City of Fresno at:
www.fresno.gov/wp-content/uploads/2024/02/2023-Fresno-Measure-P-Financial-Statements.pdf

CONSTRUCTION PHASE

This map depicts the location of deferred maintenance and/or improvement projects at parks or facilities that were within the construction phase during the annual reporting period.



COMPLETED PROJECTS

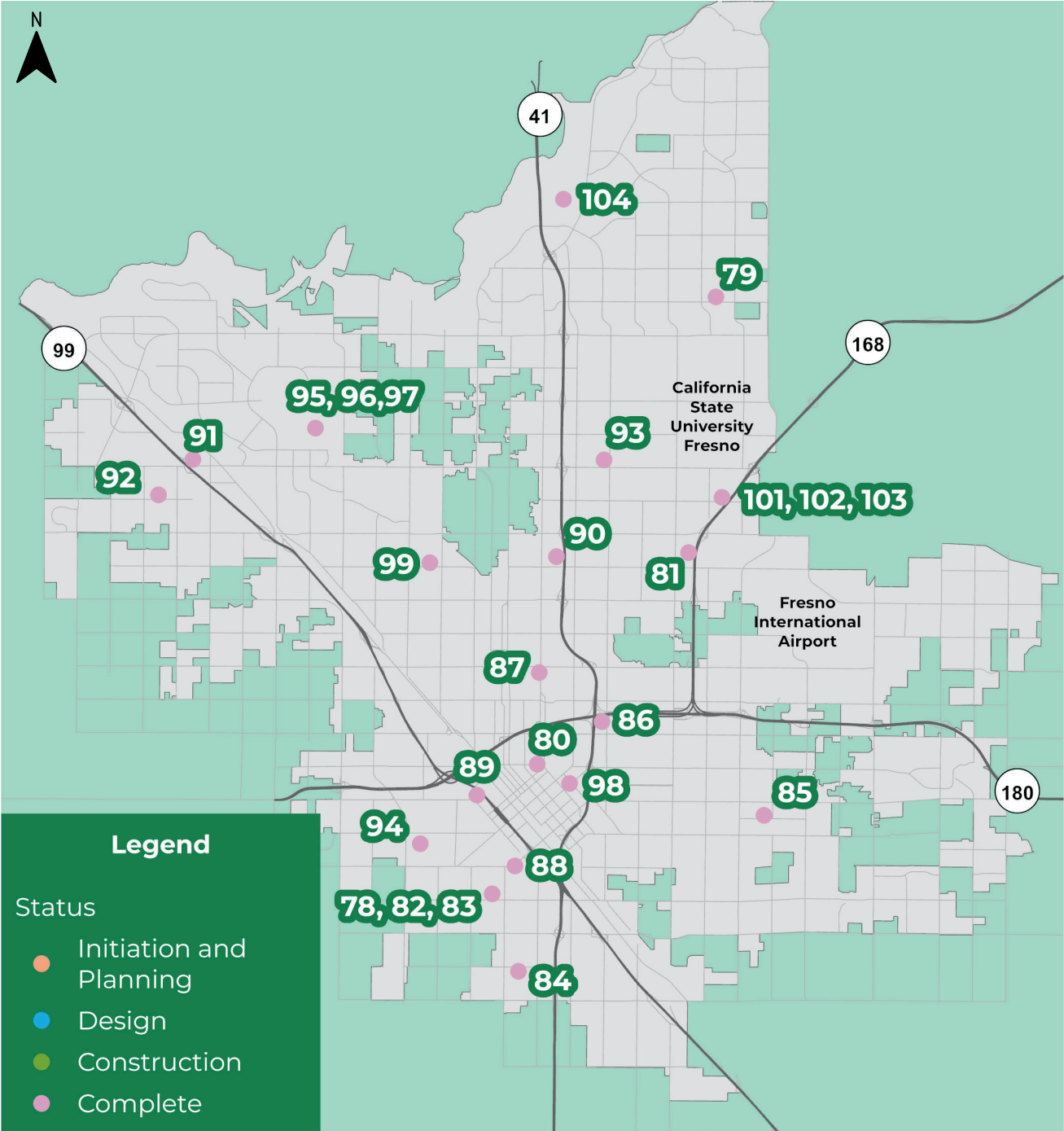
Projects that were completed during the annual reporting period are listed below.

	PROJECT	TYPE	AUDIT NUMBER**
78.	Hinton Youth Soccer Improvements	Improvement	0188
79.	Belcher Restroom Roof Replacement	Deferred Maintenance	0132
80.	Dickey Playground Equipment Installation	Improvement	0012
81.	Granite Park Site Assessment	Improvement	
82.	Hinton Field Lighting	Improvement	0188
83.	Hinton Restrooms	Improvement	0188
84.	Mary Ella Brown Walk-In Unit	Deferred Maintenance	0119
85.	Pilibos Turf & Irrigation Improvements	Deferred Maintenance	0028
86.	Romain HVAC Replacement	Deferred Maintenance	0128
87.	The Link @ Blackstone	Improvement	0083
88.	Cal Tupman Park Playground Install	Improvement	0185
89.	Fink White Community Center Repaint	Deferred Maintenance	0156
90.	Granny's Sec Light	Improvement	0042
91.	Highway City Repainting	Deferred Maintenance	
92.	Inspiration Park Replanting	Deferred Maintenance	
93.	Keats Pocket Park	Improvement	0173
94.	Len Ross Security Lighting	Improvement	
95.	Logan Improvements	Improvement	0062
96.	Logan Parking Lots Improvements	Deferred Maintenance	
97.	Logan Restroom Re-Roof	Deferred Maintenance	0131
98.	Meux Home Museum Improvements	Improvement	
99.	Quigley - HVAC Replacement	Improvement	0081
100.	Science Mobile Improvements	Deferred Maintenance	0196
101.	Vinland Repaint Existing Res	Deferred Maintenance	0149
102.	Vinland Multi-Court Surfacing	Improvement	
103.	Vinland Park Restroom Upgrades	Deferred Maintenance	0207
104.	Woodward Amphitheater Shade Sails	Deferred Maintenance	

**Audit project numbers can be referenced on the annual audit published by the City of Fresno at: www.fresno.gov/wp-content/uploads/2024/02/2023-Fresno-Measure-P-Financial-Statements.pdf

COMPLETED PROJECTS

This map depicts the location of deferred maintenance and/or improvement projects that were completed during the annual reporting period.



CAPITAL PROJECT FUNDING SOURCES

Funding for improvements and deferred maintenance came from a variety of sources.

Measure P

The infusion of Measure P funding has been instrumental in driving capital improvement initiatives that improve, maintain and expand parks. With over \$17.7 million dedicated to enhancing existing parks and \$16 million allocated for the creation of new parks in fiscal year 2023, Measure P is transforming public spaces.



Pickle Ball Courts at Vinland Park.

General Fund

Throughout the reporting period, park maintenance and improvements were assisted by the allocation of over \$9.1 million from the General Fund. These funds were instrumental in implementing improvements and introducing new amenities across the park system, enhancing the overall quality of recreational experiences for the community.

\$17.7 M

Enhancing
existing parks

\$16 M

Creation of
new parks

\$9.1 M

Assistance from
the General Fund

Grants and Other Funding for Capital Projects

In addition to Measure P and General Fund allocations, improvements benefited from a diverse array of funding sources. From Community Development Block Grants to Proposition 68 funds, America Rescue Plan Act funding, State Grants, Urban Growth Management funding, and Parks Special Projects funding, an additional allocation of \$9.6 million was committed to parks - catalyzing transformative improvements and new amenities.



Trolley Park under construction (project #69).



Paul "CAP" Caprioglio Community Center (project #73).

\$9.6M

From grants and
other funding
sources.



Logan Park (Project #95).

PARK RANGERS



ENHANCING COMMUNITY SAFETY AND ENGAGEMENT

Park Rangers are a recent addition to Fresno PARCS. Park Rangers are housed in the Fresno Police Department and play an important role in community safety and assisting the public in parks and recreational facilities.

6 Park Rangers were fully trained and assigned to Policing Districts in FY 2023.

10 Conditional Offers of Employment were extended.

During this reporting period, six (6) Park Rangers were assigned to policing districts to begin service after completing extensive training. The 400-hour Park Ranger training program included:

ORIENTATION, INCLUDING DRIVING, AXON CAD SYSTEM, CPR, AND BASIC FIRST AID

FIELD TRAINING WITH A SENIOR COMMUNITY SERVICES OFFICER (CSO)

FIELD TRAINING WITH A POLICE CORPORAL FOCUSED ON SAFETY

BASIC BICYCLE TRAINING

HOMELESS ASSISTANCE RESPONSE TEAM (HART) TRAINING

POLARIS UTILITY TERRAIN VEHICLE (UTV) TRAINING

RIDE-ALONG WITH PARCS MANAGERS

CRIME PREVENTION THROUGH ENVIRONMENTAL DESIGN (CEPTED)


COMMUNITY ENGAGEMENT TRAINING



Park Ranger at a community center.

For more information about safety, an annual report is published by the Fresno Police Department. The annual report can be accessed by visiting: www.fresno.gov/police/records-and-reports/#annual-reports

DUTIES OF A PARK RANGER



Visibility:

Patrolling neighborhood and regional parks, trails, and public recreation areas on foot, electric bicycle, and/or in an all-terrain or motor vehicle.

Identification/Reporting of Crimes:

Performing visual surveillance and assessments in city park facilities and responding to calls for service to determine if correction or intervention is needed.

Writing of Citations:

Providing information to the public on parks and recreational facilities operated by the City of Fresno.

Community Engagement:

Educating the public on the proper use of park recreational facilities, assisting with city-wide special events, public events, and organized sporting groups, responding to nonemergency incidents, and observing and reporting instances that require assistance from a sworn law enforcement officer.



Park Rangers ceremony.

A photograph of a young child with curly hair, wearing a light blue long-sleeved shirt and green overalls, sitting on a white plastic slide at a playground. The child is smiling and looking towards the camera. The background shows other playground equipment and a grassy area. The entire image is covered with a semi-transparent green filter. In the bottom left corner, there is white text that reads "FY23 MEASURE P BUDGET BY EXPENDITURE CATEGORY".

FY23 MEASURE P BUDGET BY EXPENDITURE CATEGORY

MEASURE P BUDGET BY EXPENDITURE CATEGORY
FISCAL YEAR 2023

CATEGORY 1

Improving and Maintaining
Safe, Clean Neighborhood Parks
and Playgrounds

\$21,027,456

Highest-Needs Neighborhoods

\$10,540,609

CATEGORY 4

Expanded Access to
Arts and Culture

\$5,485,423

CATEGORY 2

New Neighborhood Parks;
Senior and Youth Recreation
Facilities

\$9,828,050

Highest-Needs Neighborhoods

\$4,926,589

CATEGORY 5

Safe Walking and Biking Trails;
Street Beautification and Litter
Removal; and the San Joaquin
River Parkway

\$5,142,584

CATEGORY 3

Youth and Senior Recreation
Programs; After School
Programs; and Job Training
for Youth and Veterans

\$3,885,508

CATEGORY 6

Program
Implementation and
Fiscal Controls

\$342,837

GRAND TOTAL: \$45,711,858

Note: An annual audit is published by the City of Fresno that outlines Measure P expenditures and can be found in Appendix A or at: www.fresno.gov/wp-content/uploads/2024/02/2023-Fresno-Measure-P-Financial-Statements.pdf

CONTACT US



CITY OF FRESNO PARCS

Phone

(559) 621-7529

Email

parks.department@fresno.gov

Website

www.fresno.gov/parks

Address

1515 E. Divisadero St.
Fresno, CA 93721