

RECEIVED

2022 JAN 11 AM 10:04

**Regular Council Meeting  
1/13/2022**

CITY OF FRESNO  
CITY CLERK'S OFFICE

**FRESNO CITY COUNCIL**



**Information Packet**

**ITEM(S)**

**File ID 22-106, 3-B**

**Summary of 2021 Homeless Services Investments**

**Contents of Supplement:**

PowerPoint Presentation – “Summary of 2021 Homeless Services Investments”

**Item(s)**

**Supplemental Information:**

Any agenda related public documents received and distributed to a majority of the City Council after the Agenda Packet is printed are included in Supplemental Packets. Supplemental Packets are produced as needed. The Supplemental Packet is available for public inspection in the City Clerk's Office, 2600 Fresno Street, during normal business hours (main location pursuant to the Brown Act, G.C. 54957.5(2)). In addition, Supplemental Packets are available for public review at the City Council meeting in the City Council Chambers, 2600 Fresno Street. Supplemental Packets are also available on-line on the City Clerk's website.

**Americans with Disabilities Act (ADA):**

The meeting room is accessible to the physically disabled, and the services of a translator can be made available. Requests for additional accommodations for the disabled, sign language interpreters, assistive listening devices, or translators should be made one week prior to the meeting. Please call City Clerk's Office at 621-7650. Please keep the doorways, aisles and wheelchair seating areas open and accessible. If you need assistance with seating because of a disability, please see Security.



# Summary of 2021 Homeless Services Investments



## **Fresno City Council Workshop**

January 13, 2022

Item ID # 22-106

# Council Workshop Schedule

## Housing and Homeless Services Updates

---

January 13, 2022: Summary of 2021 Homeless Services Investments

---

January 27, 2022: Homeless Assistance Response Team (HART) Deployment

---

April 2022: One Fresno Housing Plan

---

# Agenda

---

1. What is the scope of our homelessness challenge?

---

2. What funding have we received?

---

3. How have funds been invested?

---

4. Outcomes Achieved

---

5. Next Steps

---

6. Council Updates

---

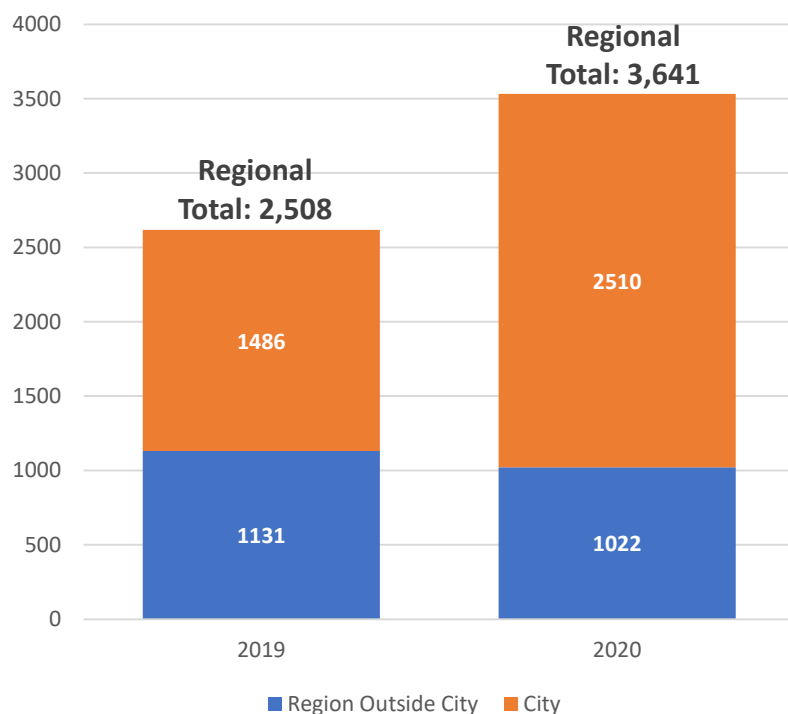
Questions

---

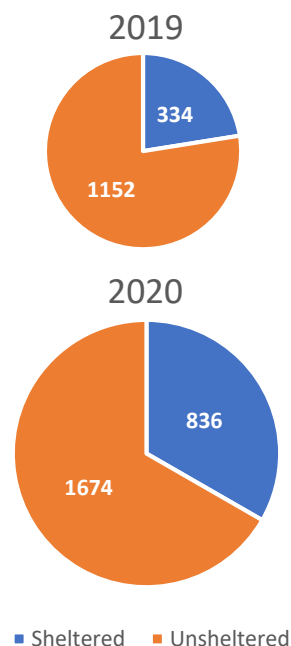
# What is the scope of our homelessness challenge?

## Homeless Population Count

Point-in-Time Count of Homeless Persons



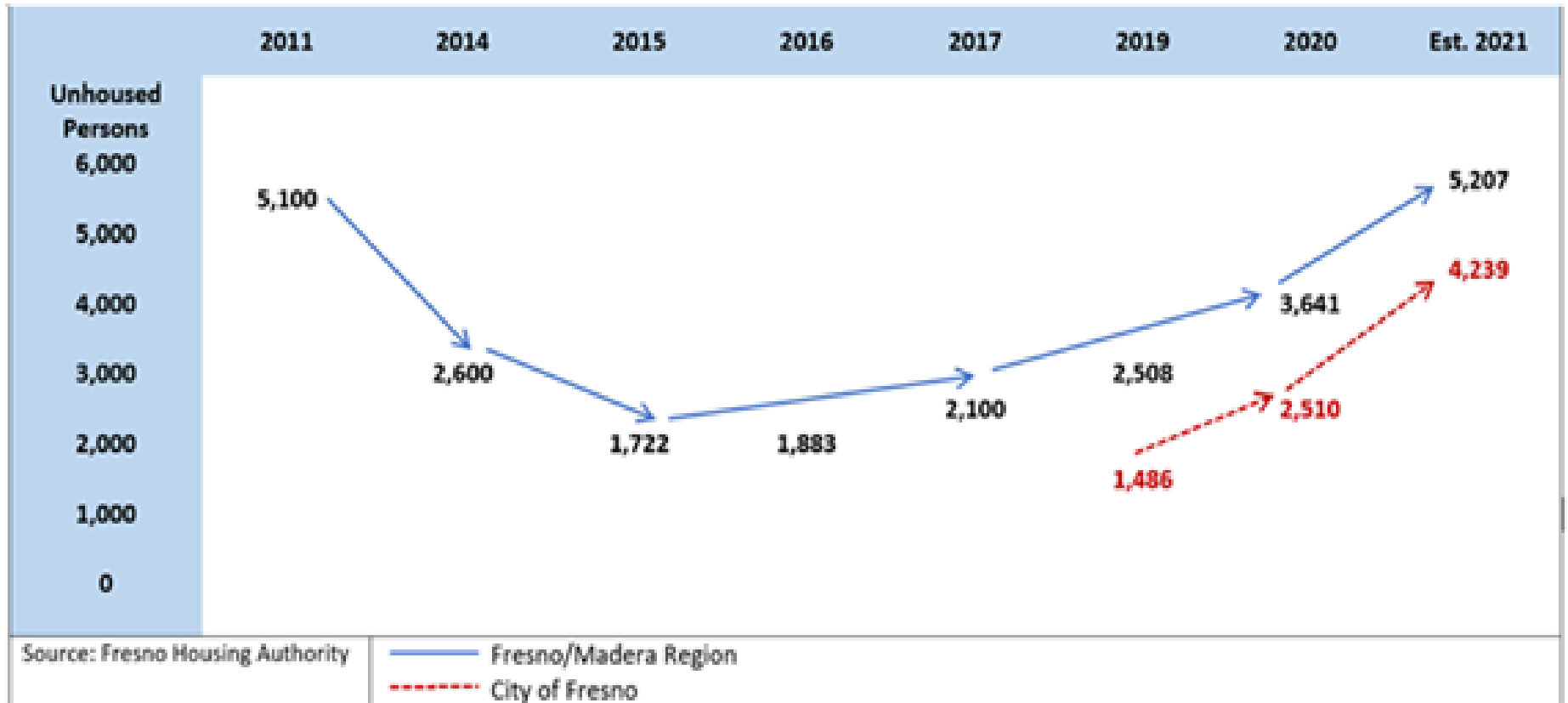
City of Fresno  
Sheltered/Unsheltered



Next Point In Time Homeless Population Count  
Scheduled for February 22-25, 2022



# Recent History of Homeless Population in the Fresno/Madera Community



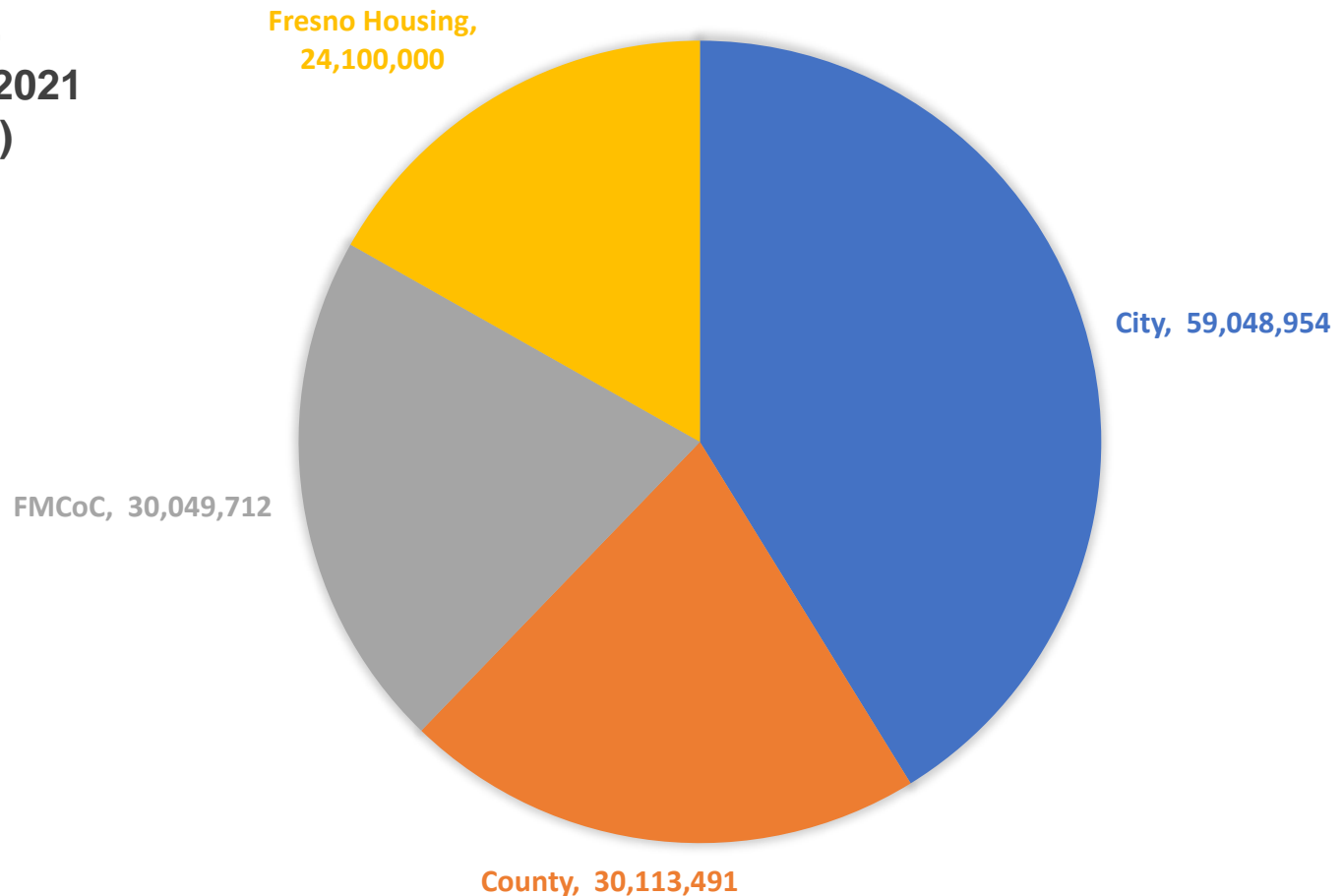
# What is the scope of our homelessness challenge? Why the Numbers are Growing

## Multiple Social System Factors



# What funding has the Community Received?

July 2019 –  
December 2021  
(30 months)

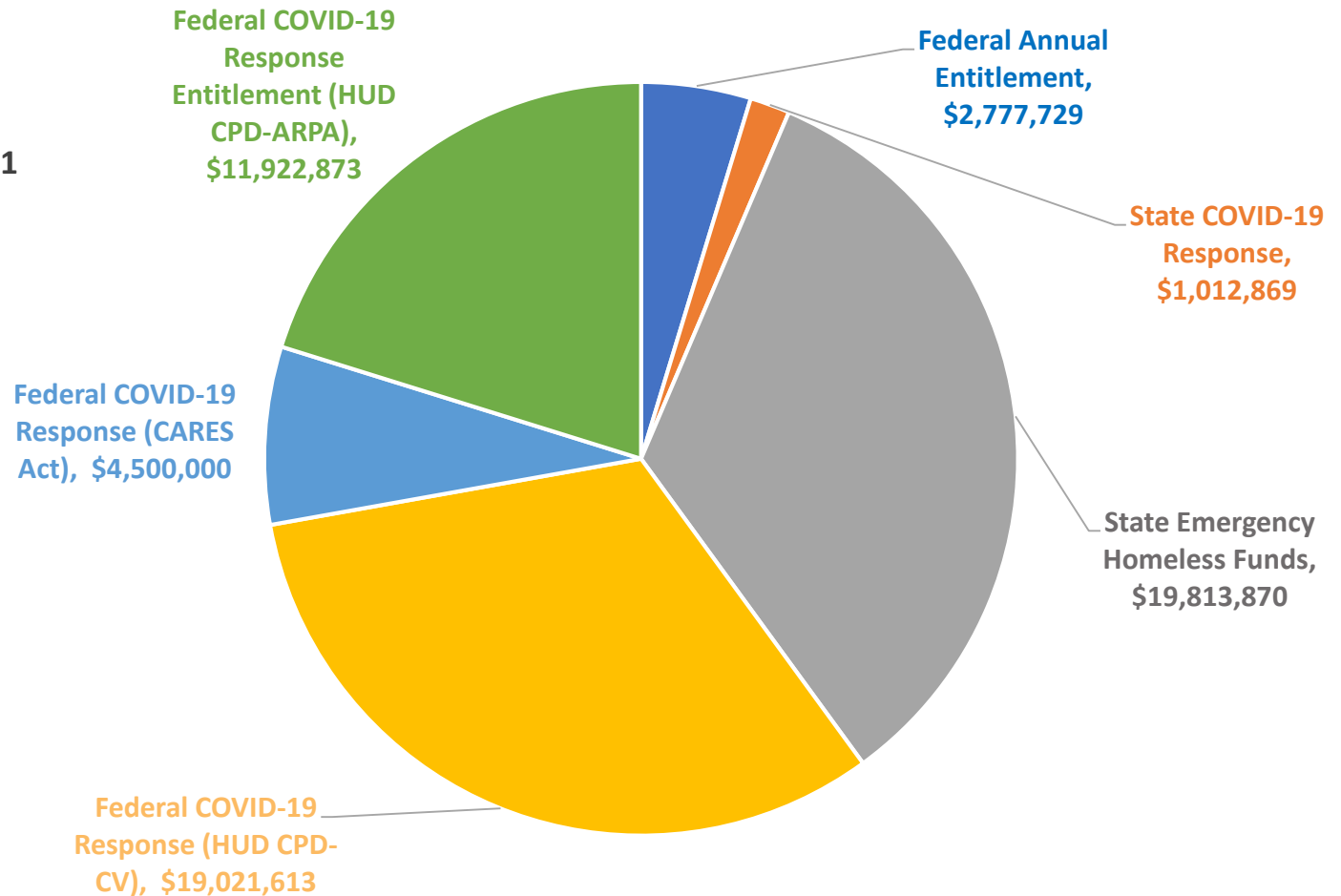




# What funding has The City of Fresno received?

Funding Announced:  
July 2019 – December 2021  
(30 months)

Total:  
**\$59,048,954**



# How the funds have been Invested by the city of Fresno?

(July 2019 – December 2021)

<b>Services Funded by COF</b>	<b>Funding Amount</b>
<b>Bridge Housing</b>	<b>4,427,796.97</b>
<b>Emergency Shelter</b>	<b>30,744,770.49</b>
<b>Navigation</b>	<b>475,046.44</b>
<b>Prevention</b>	<b>480,000.00</b>
<b>Supportive Services</b>	<b>2,943,740.79</b>
<b>Transitional Housing / Rental Assistance</b>	<b>692,831.00</b>
<b>Street Outreach</b>	<b>2,175,805.32</b>
<b>Rental Assistance</b>	<b>13,039,913.00</b>
<b>Prevention / Rapid Rehousing</b>	<b>474,470.00</b>
<b>Rapid Rehousing</b>	<b>358,234.00</b>

# Who received funding?

## City of Fresno's Partners/Subrecipients (July 2019-December 2021)

Recipient/Subrecipient	Funding
Centro La Familia	\$ 250,000
CHC	\$ 100,000
Comprehensive Addiction Program	\$ 3,213,575
County of Fresno	\$ 2,906,028
Elevate Community Services	\$ 1,241,046
Fresno EOC	\$ 729,204
Fresno Housing Authority	\$ 4,211,000
Kingsview	\$ 726,788
Marjaree Mason Center	\$ 696,164
Mental Health Systems	\$ 2,502,114
Poverello House	\$ 2,311,194
RH Community Builders	\$ 641,582
The Fresno Center	\$ 250,000
Turning Point	\$ 4,782,997
UCSF	\$ 438,566
WestCare	\$ 1,871,361
<b>Subrecipient Total</b>	<b>\$ 26,871,619</b>
City - Travel Inn Investments	\$ 5,300,000
City - Administration	\$ 3,236,346
Subrecipients To Be Determined	\$ 23,640,989
<b>Total</b>	<b>\$ 59,048,954</b>

# Outcomes Achieved

## Outcomes as of December 31, 2021

### City of Fresno Homelessness Programs



**8,019**

Persons assisted with one or more services for unsheltered persons utilizing City of Fresno funds



**510**

Beds added to the system



**2,793**

Unduplicated persons assisted with overnight shelter, triage, or bridge housing



**4,017**

Persons have exited the system



**1,039**

Exits to permanent housing

# Outcomes Achieved

## Shelter Bed Count in the City

Emergency Shelters	Rooms	Bed Range
* Bridgepoint	6	30
CAP	20	40
* Fresno Home, Hacienda	25	50
Fresno Home, Mental Health Systems	15	33
Fresno Mission, Community Care	2	30
Fresno Mission, Family Center	21	42
* Golden State Triage Center	48	50
* Journey Home	76	80+
* Marjaree Mason Center	2	38
Naomi's House at Poverello	21	42
* Poverello House	5	10
* Sage Common	103	105
Sanctuary Transitional Shelter (18-24 yrs old)	4	16
Sanctuary Youth Shelter (12-17 yrs old)	2	4
Step Up on 99	64	64+
Sun Lodge	97	97+
The Welcome Center	1	30
* Travel Inn	56	147
Village of Hope I, Poverello House	30	60
	<b>Total Rooms</b>	<b>Total Beds</b>
	<b>598</b>	<b>727</b>

Total Rooms:

**598**

Estimated Total Beds:

**727**

\* City funded rooms/beds

# Outcomes Achieved Milestones

There are four milestones that characterize our last two years of progress:

- Triage Centers
- COVID Response
- Motel Conversion
- Project OffRamp



# Outcomes Achieved

## Triage Centers: A New Generation of Shelter

### **Triage Centers are Low-Barrier Shelters.**

Prior to the Covid: 65% 90-day safe exit rate

### **Turning Point operates 5 Triage Centers**

- 1,047 people since Feb, 2021
- 457 exits
  - 139 (30%) to permanent housing
  - 96 (21%) to safe locations
  - 51% safe exit outcome
  - 104% utilization rate





# Outcomes Achieved

## Community-wide COVID 19 Homeless Response

### **Joint COVID-19 Homeless Response**

(City of Fresno, County of Fresno &  
Fresno Madera Continuum of Care)

**Over 1,500\***

Persons Assisted with overnight shelter, triage, or bridge housing

**432**

Average Emergency Beds

**394**

Average Occupied Beds



# Outcomes Achieved

Motel Conversion: Acquisition to Shelter to  
Permanent Housing

Project HomeKey and City Funded Projects



# Outcomes Achieved

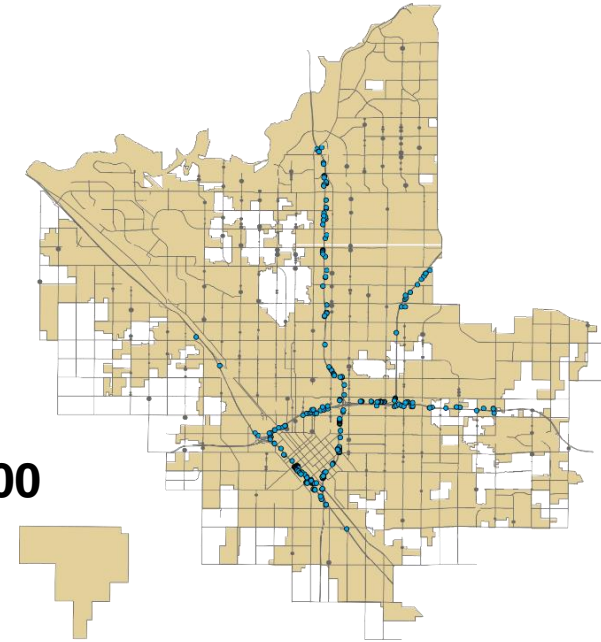
## Project OffRamp

### Project Off-Ramp: Freeways

Total Camps Identified: **503**

Total Individuals Estimated: **794**

Total Individuals Relocated through Project OffRamp: **500**



### Project Off-Ramp: Nhoods

Total Individuals Relocated in 2021 from Canals: **82**

Rail Property: **22**

## Total Freeways, Canals and Rail Properties: 604





# Next Steps

## Continue Operating Shelters/Triage Centers

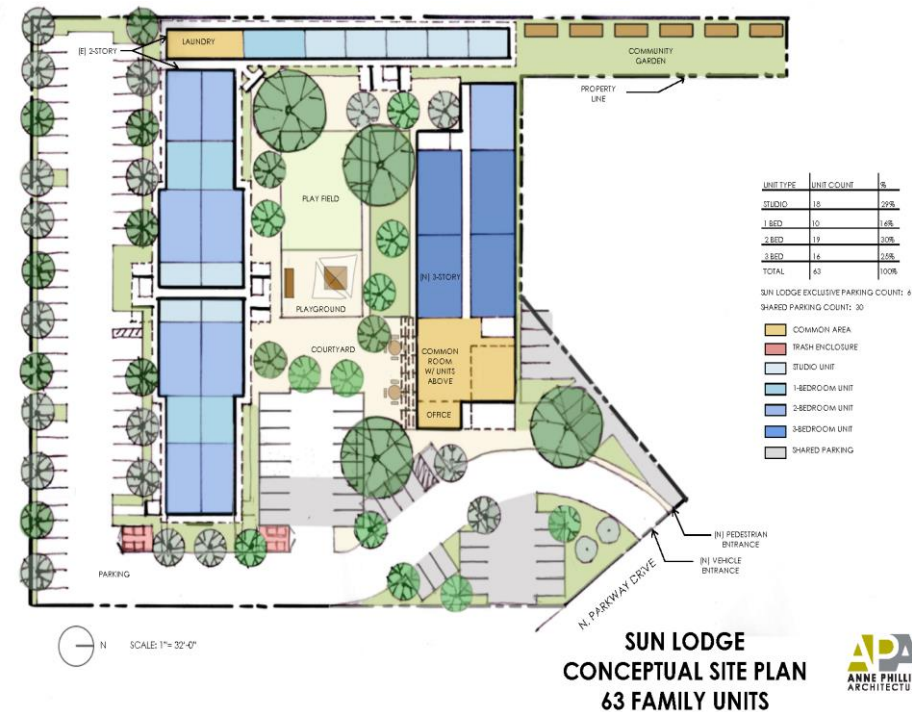
**We Are Sound through June 30, 2024 in funding operations for Emergency/Triage Shelters**



# Next Steps

## Continue Executing Our Motel Conversion Strategy

New Housing/Homeless Investments Options	Unit Cost per Room
Motel Acquisition for Shelter Housing	\$70,000
Motel Homeless Support Services ( <i>wraparound</i> )	\$20,000 /yr
Motel Conversion to Permanent Housing	\$100-\$200K



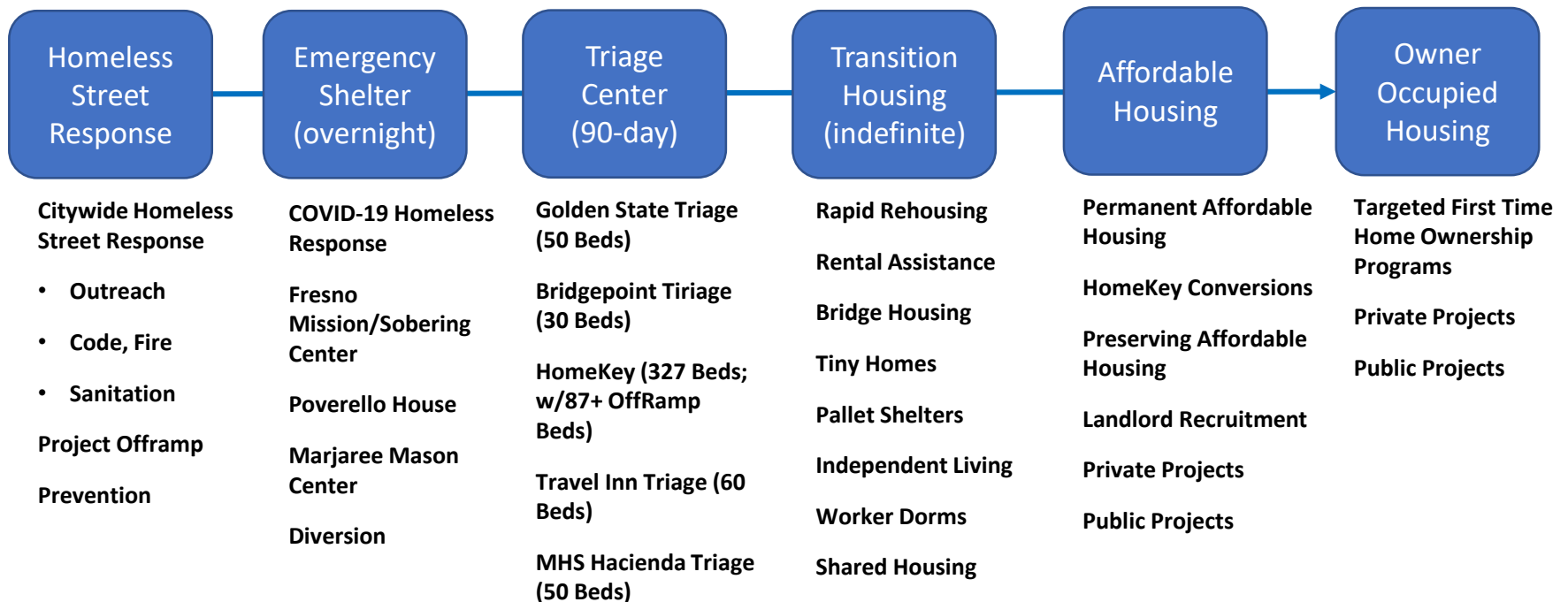
# Next Steps

## Keep Building the Continuum

*Programs and projects along the continuum*

### OBJECTIVES

- Reduce the number of homeless living on the streets (placement not displacement)
- Increase housing options and homeownership for women and minorities

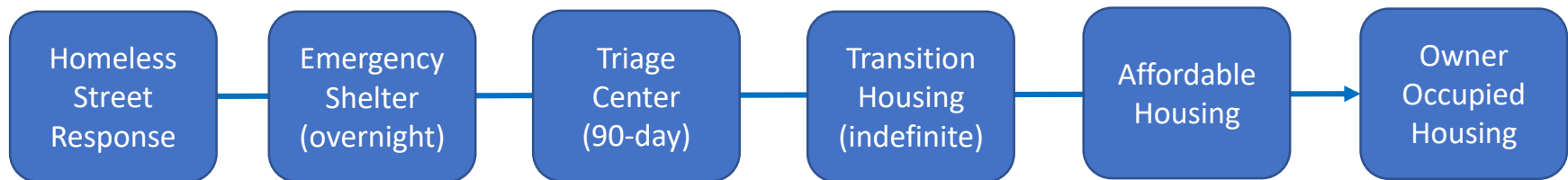


# Other Next Steps

1. Address encampments Citywide through HART Team (January 27 workshop)
2. Add more housing capacity (April Workshop)
3. Continue to Measure and Monitor Outcomes
4. Advocate with State and Federal Funders
5. Co-Lead Collective Impact – Funders Collaborative

# City Council Updates

*Providing data for City Council to monitor the continuum*



## **Council Subcommittee on Homelessness**

- Quarterly report of expenditures, activities and outcomes by category and by program.

### **Periodic Workshops and Reports to Council**

## **CDBG Subcommittee**

- Consultation and review for entitlement planning activities including performance review

### **Periodic Meetings for Plans, Performance Reports, and Amendments**



Questions?