




**PUBLIC WORKS DEPARTMENT**  
TRAFFIC AND ENGINEERING SERVICES DIVISION  
FEATURES TO BE ADDED BY ANNEXATION NO. 92  
COMMUNITY FACILITIES DISTRICT NO. 11

NOT TO SCALE  
May 25, 2018


LANDSCAPE AND IRRIGATION:



OUTLOT A (TURF) = 6,860 SF



INTERIOR PAVEMENT:  
TOTAL AREA = 226,464 SF



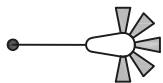
BUFFERS/PARKWAYS (TREES & SHRUBS) = 66,152 SF  
HALF TEMPERANCE MEDIAN = 6,012 SF

TRAIL PAVEMENT:  
TOTAL AREA = 27,302 SF

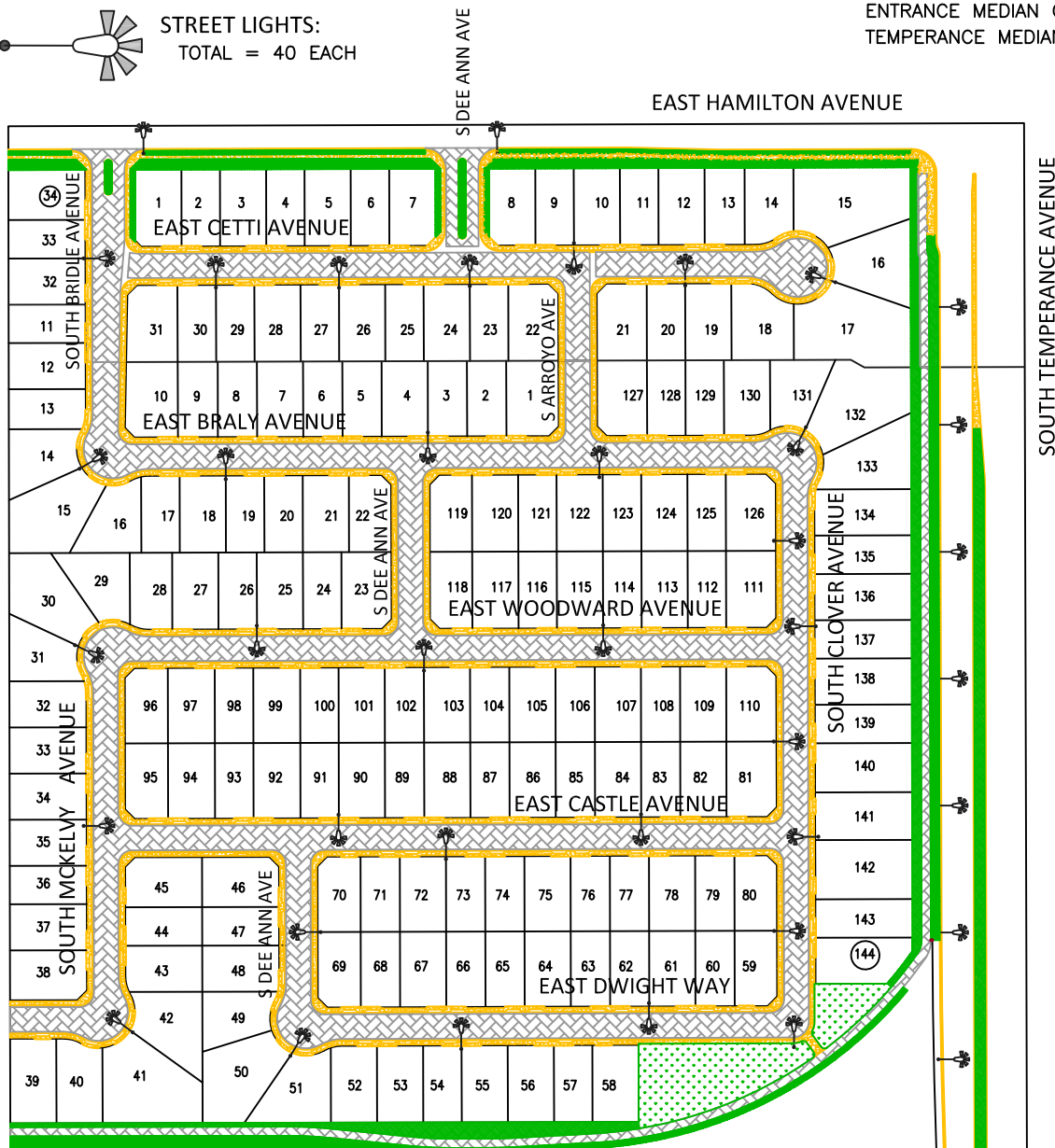
LARGE TREES = 130 EA  
SMALL TREES = 29 EA



CONCRETE IMPROVEMENTS:  
CURB & GUTTER = 14,348 LF  
VALLEY GUTTER = 1,369 SF  
SIDEWALK & CURB RAMPS = 74,263 SF  
ENTRANCE MEDIAN CURB = 324 LF  
TEMPERANCE MEDIAN CAPPING = 1,717 SF



STREET LIGHTS:  
TOTAL = 40 EACH



EAST CALIFORNIA ALIGNMENT