

City of Fresno  
**REVISED Draft**  
PY 2017 Annual Action Plan

---

---

*ON JUNE 14, 2017 **AS OF THIS DATE**, THE  
US DEPARTMENT OF HOUSING AND  
URBAN DEVELOPMENT (HUD) ~~HAS NOT~~  
PUBLISHED THE PROGRAM YEAR 2017-  
2018 (PY 2017) ALLOCATIONS.*

*~~THE INFORMATION IN THIS PLAN WILL  
NOT BE FINALIZED UNTIL HUD  
ANNOUNCES PY 2017 ALLOCATIONS.  
HUD HAS ALLOWED FOR A 14-DAY  
PUBLIC COMMENT PERIOD.  
JUNE 29, 2017 THROUGH JULY 14, 2017.~~*

---

## TABLE OF CONTENTS

---

AP-05 Executive Summary .....	1
PR-05 Lead and Responsible Agencies.....	1911
AP-10 Consultation .....	2012
AP-12 Participation - 91.105, 91.200(c) .....	2920
AP-15 Expected Resources – 91.220(c)(1,2).....	3423
AP-20 Annual Goals and Objectives .....	4028
AP-35 Projects – 91.220(d).....	4632
AP-38 Project Summary.....	4934
AP-50 Geographic Distribution – 91.220(f).....	6753
AP-55 Affordable Housing – 91.220(g).....	5250
AP-60 Public Housing – 91.220(h) .....	5351
AP-65 Homeless and Other Special Needs Activities – 91.220(i) .....	5552
AP-70 HOPWA Goals– 91.220 (l)(3) .....	5854
AP-75 Barriers to Affordable Housing – 91.220(j) .....	5955
AP-85 Other Actions – 91.220(k) .....	6157
AP-90 Program Specific Requirements – 91.220(l)(1,2,4) .....	6661

## AP-05 Executive Summary

---

### Introduction

The City of Fresno receives annual allocations from the U.S. Department of Housing and Urban Development (HUD) through four grant programs:

- (1) Community Development Block Grant (CDBG)
- (2) HOME Investment Partnership Program (HOME)
- (3) Emergency Solutions Grant (ESG), and
- (4) Housing Opportunities for Persons With AIDS/HIV Grant (HOPWA)

The overarching purpose of these four programs is to assist **low- and moderate-income** families and households, which are those that earn less than 80% of the area median income. ESG and HOPWA funds are earmarked to assist the homeless and persons living with AIDS/HIV, respectively. The funds are used to pursue three goals:

- (1) Provide decent, affordable housing
- (2) Create suitable living environments, and
- (3) Expand economic opportunities.

In order to access these federal funds, the City of Fresno (City) must carry out a planning process to identify the scope of housing and community development needs in its jurisdiction and how the available funding can best be used to meet those needs. This planning process, called the Consolidated Plan, was conducted in late 2014 and early 2015. The term of the plan began on July 1, 2015 and will end on June 30, 2020. A full copy of the Consolidated Plan is available for review at the City's Development and Resources Management (DARM) Department and online at [www.fresno.gov/housing](http://www.fresno.gov/housing).

Each year, the City prepares an Annual Action Plan that describes the projects and actions it will undertake to carry out the strategies outlined in the Consolidated Plan. This document is the Third Year Annual Action Plan, covering the period from July 1, 2017 to June 30, 2018.

### Summary of Objectives and Outcomes

Fresno, located in the center of California's Central Valley, stands as the largest city in the County of Fresno (County), and is the fifth largest city in the State of California. The City encompasses an area of 113 square miles and is surrounded by mostly rural residential and agricultural land. Fresno has a population of over half a million (520,052) residents, a total of 161,914 households, with a median income of \$42,015.

Of distinct concern is the comparatively high poverty level found in the city, as the Fresno's poverty rate is double that of the State of California and is 14 percent higher than the poverty rate for the County. Additionally, the percentage of families experiencing extreme poverty (those with family incomes under \$10,000) is more than double the extreme poverty rate of the state. This contributes to the fact that 47 percent of households are cost burdened and paying more than 30 percent of their income toward housing costs. From 2000 to 2013 median home values in the city increased by 82 percent and median contract rent increased by 94 percent. During the same time period the median household income increased by only 30 percent. This indicates that incomes are not keeping pace with the increasing cost of housing.

### Public Comments

~~At the time of this writing, HUD has yet to announce the FY2017 CDBG, HOME, ESG, and HOPWA allocations. The City made the Program Year 2017-2018 (PY 2017) Draft Annual Action Plan available for public comment April 3, 2017 through May 4, 2017. On June 14, 2017, HUD announce the PY 2017 allocations for CDBG, HOME, ESG, and HOPWA. Because HUD had not yet made an allocation announcement prior to public hearings conducted May 10, 2017 and May 11, 2017, the City has made revisions to reflect the announced allocations and made available the Revised Draft PY 2017 Annual Action Plan for a 14-day public comment period (HUD issued waiver 5/10/17 allowing a 14-day public comment period) for the Annual Action Plan. The Revised Draft PY 2017 Annual Action Plan is available for public comment June 29, through July 14, 2017. Information on how to submit public comments is provided below.~~

City of Fresno Development and Resource Management Department  
Attention: Tom Morgan, Housing and Community Development Manager  
2600 Fresno Street, Room 3065  
Fresno, California 93721

Phone: (559) 621-8003  
Fax: (559) 559-457-1054  
TTY: (559) 621-8721

Email: [thomas.morgan@fresno.gov](mailto:thomas.morgan@fresno.gov) (Please type "PY17 Action Plan" in the subject line) ~~Based on HUD guidance, all proposed project budgets are set to a percentage of the allocation amounts for the purpose of public review. The amounts listed within may change based on the actual allocations announced by HUD. HUD has issued additional guidance that the draft Annual Action Plan, during the Public Comment period, shall provide a description as to how the City will adjust draft allocations once actual allocations have been announced by HUD. The City will adjust forecasted allocations to actual allocations as follows:~~

In the event the actual ~~CDBG~~ allocation increases or decreases from the estimated funding level herein, ~~CDBG~~ funding will be adjusted as follows:

~~Inter-category Adjustment~~—The Budget across the fourive ~~CDBG~~ categories (~~Section 108 Loan Repayment, Planning and Administration, Public Services, Community Facilities and Public Infrastructure, and Housing~~) will be adjusted as follows:

~~Section 108 Loan Repayment~~—This activity's budget is fixed by a contractual obligation with HUD and will not be adjusted.

~~Planning and Administration~~ shall be an amount equal to 20 percent of the Actual ~~CDBG~~ Allocation

~~Public Services, Community Facilities and Public Improvements, and Housing~~—The budgets for these three categories of activities will be proportionally increased or decreased from estimated funding levels to match the Actual ~~CDBG~~ Allocation minus the Section 108 Loan Repayment. Since the Public Service category cannot exceed 15 percent of the Actual ~~CDBG~~ Allocation, any proportional adjustment resulting in the Public Service budget exceeding the 15 percent cap will result in the portion of the budget over the 15 percent cap being evenly allocated (50/50 split) to the Community Facilities and Public Improvements and Housing categories.

~~Intra-category Adjustment~~—The budgets within each ~~CDBG~~ category will be adjusted as follows:

~~Public Services~~—Public Service activities budgets, in the event of a decreased actual ~~CDBG~~ allocation, shall be proportionally decreased. In the event of an increased actual allocation, the increase will be proportionally allocated to PARCS Senior Hot Meals and PARCS After School Programs. (Note: Subrecipient funding levels will not exceed selected subrecipient funding requests.)

~~Community Facilities and Public Improvements~~—Community Facilities and Public Improvements activities budgets in the event of a decreased actual ~~CDBG~~ allocation, shall be proportionally decreased. In the event of an increased actual allocation, the increase will be proportionally allocated to Public Works and PARCS Community Facilities and Public Improvements. (Note: Subrecipient funding levels will not exceed subrecipient funding requests.)

~~Housing~~—In the event of a decreased actual ~~CDBG~~ allocation, the activities in the Housing category shall be proportionally decreased. In the event of an increased Actual Allocation, the

full amount of the increase will be allocated to the Lead Paint Abatement and Senior Paint Program.

-

In the event the actual **HOME** allocation increases or decreases from the estimated funding level, HOME will be adjusted as follows:

Administration shall be amount equal to 10 percent of the actual HOME allocation;

CHDO Set-aside shall be amount equal to 15 percent of the actual HOME allocation, plus \$261,486 of rolled-over CHDO Set-aside from the prior fiscal year; and

For the remaining 75 percent of the actual HOME allocation, the first \$420,000 of any decreased actual HOME allocation will result in a corresponding decrease to the Housing Development activity. Should the decrease in actual HOME allocation exceed \$420,000, the amount of any decrease in excess of \$420,000 shall be proportionally divided between the Housing Rehabilitation and the TBRA activities. In the event of an increased Actual HOME Allocation, the increase will be fully allocated to Housing Development activities.

-

In the event the actual **ESG** allocation changes, increases or decreases from the estimated funding level ESG activities' budgets will be increased or decreased to match the funding allocation approved by the Fresno Madera Continuum of Care (FMCoC). Subrecipient awards within each activity allocation will be proportionally increased or decreased from the estimated funding levels to match the amount of each ESG allocation. ESG Funding Allocation approved by FMCoC:

-

Street Outreach/ Emergency Shelter	Homeless Prevention	Rapid Rehousing	Administration	HMIS	Total
32.5%	4.4%	52.1%	7.5%	3.5%	100%

<b>SOURCES – CDBG</b>	<b>Amount</b>	<b>USES – CDBG</b>	<b>%</b>	<b>Amount</b>
Allocation	6,422,423	Housing	8	509,800
Program Income	206,500	Public Services	14	949,600
		Facilities/ Infrastructure	60	3,961,723
		Section 108 Payment	0	0
		Administration	18	1,207,800
<i>Subtotal</i>	<i>6,628,923</i>	<i>Subtotal</i>	<i>100</i>	<i>6,628,923</i>
<b>SOURCES – HOME</b>		<b>USES – HOME</b>	<b>%</b>	<b>Amount</b>
Allocation	2,204,672	Development	36	1,420,500
Program Income	456,850	CHDO Development	15	592,187
Prior Year Reprogram	1,261,486	TBRA	17	665,718
		Owner Rehabilitation	26	1,008,908
		Administration	6	235,695
<i>Subtotal</i>	<i>3,923,008</i>	<i>Subtotal</i>	<i>100</i>	<i>3,923,008</i>
<b>SOURCES – ESG</b>		<b>USES – ESG</b>	<b>%</b>	<b>Amount</b>
Allocation	569,903	Outreach/Shelter	32.5	185,584
		Re-Housing	52.1	296,791
		Prevention	4.4	25,000
		HMIS	3.5	19,785
		Administration	7.5	42,743
<i>ESG Subtotal</i>	<i>569,903</i>	<i>ESG Subtotal</i>	<i>100</i>	<i>569,903</i>
<b>SOURCES – HOPWA</b>		<b>USES – HOPWA</b>	<b>%</b>	<b>Amount</b>
Allocation	441,305	TBRA	17	72,921
		STRMU	9	40,512
		Supportive Services	30	132,392
		Housing Operations	33	147,025
		Info/Referral	8	35,216
		Administration	3	13,239
<i>HOPWA Subtotal</i>	<i>441,305</i>	<i>HOPWA Subtotal</i>	<i>100</i>	<i>441,305</i>
<b>Total</b>	<b>11,563,139</b>	<b>Total</b>		<b>11,563,139</b>

-  
All proposed ~~HOPWA~~ activity budgets will be proportionally increased or decreased from the estimated funding levels to match actual HOPWA allocation amounts.



City of Fresno PY 2017 Annual Action Plan – May April 3 Revised DRAFT

<b>SOURCES – CDBG</b>	<b>Estimate</b>	<b>USES – CDBG</b>	<b>%</b>	<b>Estimate</b>
Estimated Allocation	6,330,331	Housing	816	509,8001,655,177
Program Income	206,56900	Public Services	151	949,600949,550
Prior Year Reprogram	01,054,879	Facilities/ Infrastructure	539	3,869,7003,154,841
		Section 108 Payment	07	0524,776
		Administration	187	1,207,8001,307,366
<i>Subtotal</i>	<i>6,536,9007,591,710</i>	<i>Subtotal</i>	<i>100</i>	<i>6,536,9007,591,710</i>
<b>SOURCES – HOME</b>		<b>USES – HOME</b>	<b>%</b>	<b>Estimate</b>
Estimated Allocation	2,192,795	Development	36	1,420,500
Program Income	456,850	CHDO Development	15	590,406
Prior Year Reprogram	1,256,486	TBRA	17	665,718
		Owner Rehabilitation	26	1,000,000
		Administration	10	234,507
<i>Subtotal</i>	<i>3,911,131</i>	<i>Subtotal</i>	<i>100</i>	<i>3,911,131</i>
<b>SOURCES – ESG</b>		<b>USES – ESG</b>	<b>%</b>	<b>Estimate</b>
Estimated Allocation	565,293	Outreach/Shelter	32.5	183,720
		Re-Housing	52.1	294,518
		Prevention	4.4	24,873
		HMIS	3.5	19,785
		Administration	7.5	42,397
<i>ESG Subtotal</i>	<i>565,293</i>	<i>ESG Subtotal</i>	<i>100</i>	<i>565,293</i>
<b>SOURCES – HOPWA</b>		<b>USES – HOPWA</b>	<b>%</b>	<b>Estimate</b>
Estimated Allocation	387,290	TBRA	25.2	97,597
		STRMU	9.2	35,634
		Supportive Services	17.1	66,227
		Housing Operations	30.6	118,511

		Info/Referral	8.1	31,370
		Administration	9.8	37,954
<i>HOPWA Subtotal</i>	387,290	<i>HOPWA Subtotal</i>	100	387,290
<b>Total</b>	<b>11,400,614 2,455,424</b>	<b>Total</b>		<b>11,400,614, 455,424</b>

As part of its Strategic Planning Process, the City summarized its approach to addressing these issues with four over-arching goals. All of the projects funded in PY 2017 will align to serve one of the following goals. ~~Please note that these goals are based on funding estimates and may change based on the actual allocation.~~

**Goal #01: Safe and Affordable Housing**

The City will continue to fund affordable housing projects to improve the quality of housing stock throughout the City. This includes rehabilitation efforts, **and** new development, ~~and proactive code enforcement~~. All of the City’s HOME funds and approximately **825%** of the CDBG funds will be used to serve this goal. These goals are estimates based on historical per unit subsidies. Actual accomplishments will be based on information to be determined, including cost allocations and subsidy layering analysis.

Goal Outcome Indicators

- Rental units constructed:
  - 11 HOME-assisted units
- Homebuyer units constructed:
  - 3 HOME-assisted units (CHDO)
- Tenant-Based rental assistance:
  - ~~705~~ HOME-assisted units
- Homeowner Housing Rehabilitated:
  - HOME-assisted: 14 units
  - Senior Paint: ~~6855~~ units
  - Minor Code Compliance: 10 units
  - 
  - Lead Abatement: ~~320~~ units
- ~~Housing Code Enforcement citations:~~
  - ~~500 units inspected~~

Goal #02: Homeless Services

The City, in close coordination with the **Fresno Madera Continuum of Care (FMCoC)** and its members, will provide ~~its~~ available ESG funding to local homeless service providers for the operation of homeless shelters, provision of homeless prevention, street outreach, and rapid rehousing services. It should be noted that CDBG-funded projects under Public Facilities and Improvements will also serve homeless populations.

Goal Outcome Indicators

- Homeless Persons Provided Overnight Shelter:
  - WestCare California, Inc. ESG - 41 persons
  - Marjaree Mason ESG - 200 persons
  - Poverello House **ESG** - 10 persons
  - WestCare California, Inc. HOPWA - 20 persons
  
- Rapid Re-Housing:
  - WestCare California, Inc. ESG – 51 persons
  - Marjaree Mason **ESG** – 45 persons
  
- Homeless Prevention:
  - WestCare California, Inc. HOPWA STRMU - 21 persons
  - WestCare California, Inc. ESG - 32 — persons

### Goal #03: Community Services

The Consolidated Plan identified services for seniors and youth to be high priorities. The City will use CDBG to support a number of social service programs aimed at assisting low and moderate income persons. The Senior Hot Meal Program will provide nutritious meals to low income seniors at various locations throughout the City. The Youth Afterschool program will provide educational and recreational services to young adults at community centers that serve predominantly low income areas. In addition, the City will support a number of local non-profits with CDBG funds in PY2017. **Boys and Girls Clubs of Fresno will focus on youth development by delivering tutoring and homework assistance, health and fitness, behavioral development, and career and job training programs to 950 youth. The Fresno EOC through its Street Saints program will operate afterschool and recreation programs for 150 youth at five locations within one of the highest concentrated poverty areas in the nation. Stone Soup Fresno will partner with two other nonprofits; 1) Reading and Beyond to conduct 80 job readiness assessments and prepare individualized growth plans designed to overcome barriers to employment, and 2) Grid Alternatives to provide hands-on solar installation job training to 10 individuals. Lowell Community Development Corporation will provide its tenants' education program to 500 persons.**

#### Goal Outcome Indicators

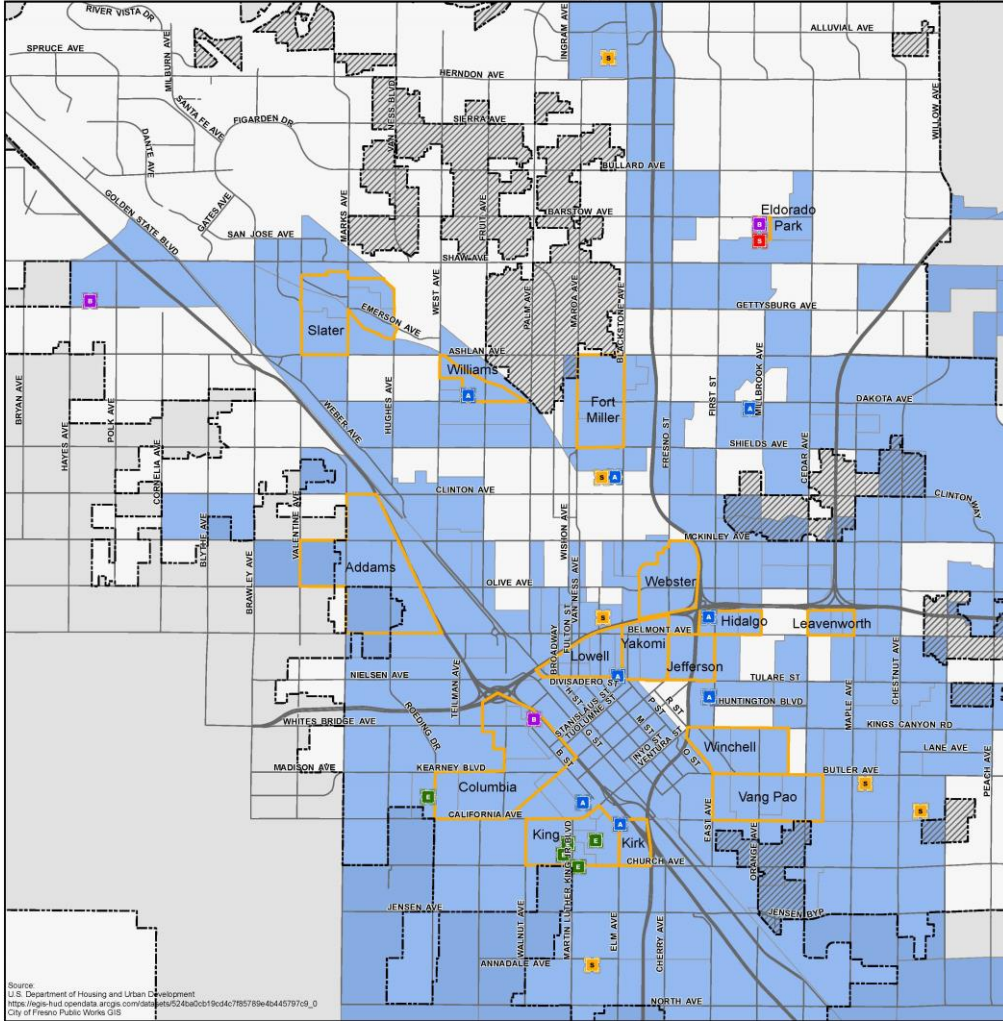
- Public services – non housing benefit: 2,780 persons
  - Boys and Girls Clubs of Fresno County - 950 persons  
Locations: (1) Fink-White, (2) El Dorado, and (3) Inspiration Park
  
  - City of Fresno PARCS Senior Meals Program - ~~350~~ 241 persons  
Locations: (1) Lafayette Neighborhood Park, (2) Mary Ella Brown Community Center, (3) Mosqueda Community Center, (4) Pinedale Community Center, (5) Senior Citizens Village, and (6) Ted C. Wills Community Center
  
  - Fresno County Economic Opportunities Commission (EOC) After School - 150 persons  
Locations: (1) Sunset Community Center, (2) Bigby Villa Apartments, (3) MLK Square Apartments, (4) Westgate Garden Apartments, and (5) Gaston Middle School

- ~~Valley Caregivers Senior Care – 100 persons~~
- City of Fresno PARCS After School Program - 60~~50~~ persons  
Locations: (1) Dickey Youth Development Center, (2) Einstein Neighborhood Center, (3) Fink White Neighborhood Center, (4) Frank H. Ball Neighborhood Center, (5) Holmes Neighborhood Center, (6) Lafayette Neighborhood Center, (7) Maxie L Parks Community Center, (8) Quigley Neighborhood Center, (9) Romain Community Center, and (10) Ted C. Wills Community Center
- Stone Soup Fresno Training and Solar Project - 80 persons  
Location: Stone Soup - 1345 E Bulldog Lane
- Lowell Community Development Corporation Tenant Education - 500 persons  
Locations: (1) Addams, (2) Columbia, (3) Eldorado Park, (4) Fort Miller, (5) Jefferson, (6) King, (7) Kirk, (8) Leavenworth Hidalgo, (9) Lowell, (10) Slater, (11) Vang Pao, (12) Webster, (13) Williams, (14) Winchell, and (15) Yakomi



# City of Fresno 2017 - 2018 Public Services

Development and Resource Management Department



Source:  
U.S. Department of Housing and Urban Development  
[https://regis-ford.opendata.arcgis.com/datasets/46524ba2c6b19cc4c7f85789e4b4457971\\_0](https://regis-ford.opendata.arcgis.com/datasets/46524ba2c6b19cc4c7f85789e4b4457971_0)  
City of Fresno Public Works GIS

### Legend

- Boys and Girls Club of Fresno County
- City of Fresno PARCS Senior Meals Program
- Fresno County Economic Opportunities Commission (EOC) After School
- City of Fresno PARCS After School Program
- Stone Soup Fresno
- Lowell Community Development Corporation Tenant Education Boundaries

### Boundaries

- 2014 - 2019 CDBG Eligible Areas
- City Limits
- County Islands

#### Goal #04: Public Facilities and Public Improvements

The City will use CDBG funds to make needed improvements to neighborhood streets, streetscapes, and parks that serve predominantly low and moderate income areas. The City is also proposing to provide assistance to a number of facilities that primarily serve low and moderate income persons.

##### Goal Outcome Indicators

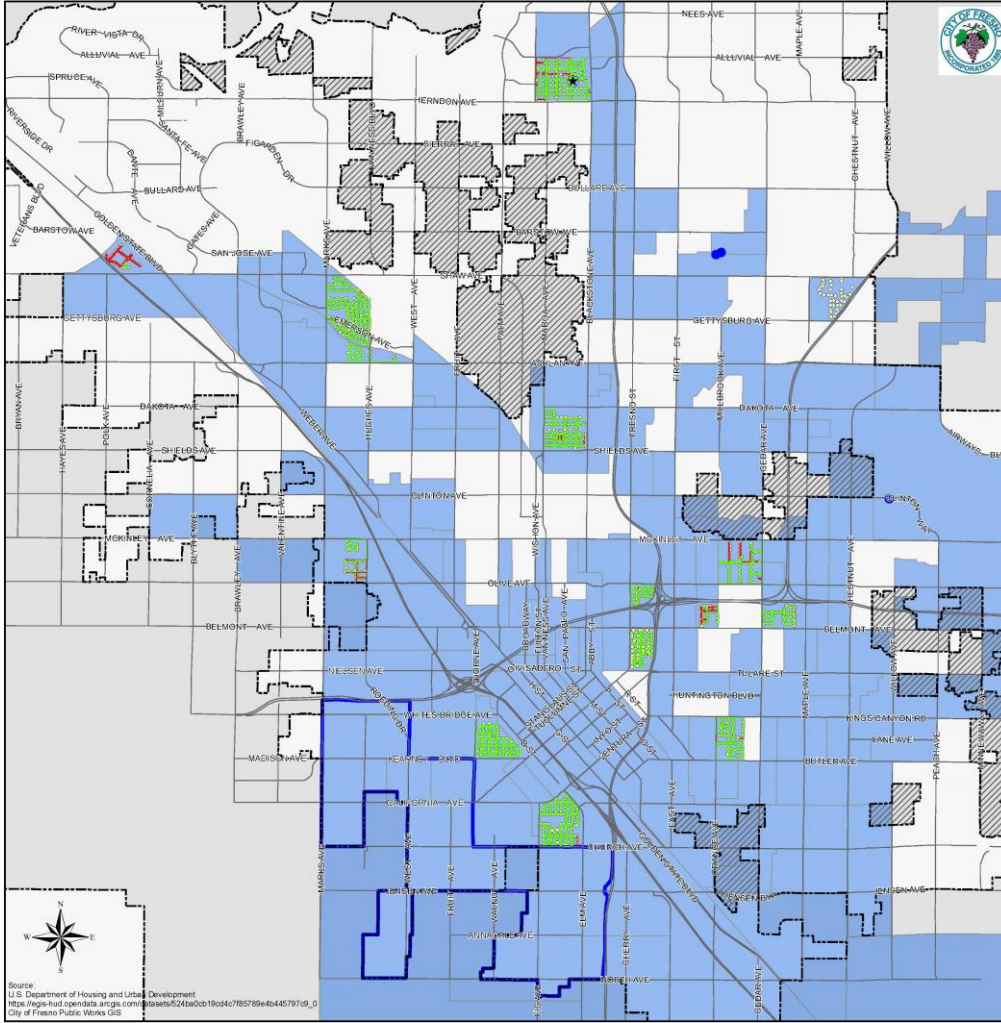
- Streets - Public facilities – non housing benefit: **39,985#** persons living in following service areas:
  - Webster, Columbia, Winchell and King School (\$190,000) – **7,825 persons**
  - Pinedale and Fort Miller (\$180,000) – **3,955 persons**
  - ~~- Hamilton & Winery Avenue Street (\$339,000)~~
  - Hidalgo Neighborhood (~~\$858,600~~**225,000**) – **9,295 persons**
  - Jefferson Neighborhood (\$205,000) – **2,500 persons**
  - Pinedale Neighborhood ADA (\$160,000) – **3,955 persons**
  - Yosemite, Leavenworth, Hidalgo, and Jefferson Lighting (\$185,000)
    - Yosemite – **2,705 persons**
    - Jefferson – **2,500 persons**
    - Hidalgo/ Leavenworth – **9,295 persons**
  - Addams, Slater, and Highway City Lighting (\$230,000)
    - Highway City – **3,670 persons**
    - Addams – **1,880 persons**
    - Slater – **4,100 persons**
  - Unallocated **\$715,623**
  
- Parks - Public facilities – non housing benefit: **35,625#** persons living in following service areas:
  - Hollmes - 212 S First Ave (\$150,000) – **9,440 persons**
  - Ted C. Wills – 770 N San Pablo (~~\$275~~**97,900**) – **8,805 persons**
  - Romain – 745 N First Avenue (~~\$100~~**60,000**) – **3,920 persons**
  - Fink White - 535 S Trinity Ave (\$170,000) – **2,755 persons**
  - Pinedale – 7170 N San Pablo Ave (\$50,000) – **3,955 persons**
  - Cary Park ~~and~~ – 4750 N Fresno Street (\$400,000) – **6,750 persons**
  - BMX Park ~~in~~ Southwest Fresno TBD (~~\$2~~**600,000**) - TBD

- Community ~~Facilities~~Center – 5 Public facilities
  - Marjaree Mason Center Rehabilitation (\$92,600) – 1 facility  
Location: (Domestic Violence Shelter – Confidential Location)
  
  - Stone Soup Fresno Solar Panels (\$42,600) – 1 facility  
Location: 1345 E Bulldog Lane
  
  - WestCare California, Inc. Windows (\$100,000) – 1 facility  
Location: 1388 and 1398 E Bulldog Lane
  
  - Tree Fresno (\$190,000) – (Southwest~~W~~ Specific Plan population – 12,649 persons). Location: Southwest Specific Plan Area
  
  - Helping Others Pursue Excellence (HOPE)- Elevator (\$100,000) – 1 facility  
Location: 4974 E Clinton Way

~~– Other Public Facilities – to be determined~~



City of Fresno 2017-2018 Public Facilities and Public Improvements  
 Development and Resource Management Department



Legend	Neighborhood Park Improvements	Boundaries
— Existing Sidewalk	★ Holmes - 212 S First Avenue	■ 2014 - 2019 CDBG Eligible Areas
- - - Proposed Sidewalk	★ Ted C. Wills - 770 N San Pablo Avenue	⬜ City Limits
<b>Community Facilities</b>	★ Romain - 745 N First Avenue	▨ County Islands
— Marjaree Mason Center (Confidential Location)	★ Fink-White - 535 S Trinity Avenue	
● Stone Soup Fresno Solar Panels	★ Pinedale - 7170 N San Pablo Avenue	
● WestCare California, Inc. Windows	★ Cary - 4750 N Fresno Street	
● Helping Others Pursue Excellence (HOPE)	★ BMX Park - Southwest Fresno TBD (Not Shown)	
▭ Tree Fresno (SWSP) Boundary	○ LED Streetlights	

Source: U.S. Department of Housing and Urban Development  
[https://gis.fred.gov/openwdata/arcgis.com/rest/services/524ba0cb1f0c46788789e4b4457971d\\_0](https://gis.fred.gov/openwdata/arcgis.com/rest/services/524ba0cb1f0c46788789e4b4457971d_0)  
 City of Fresno Public Works GIS

## Evaluation of Past Performance

The City recognizes evaluation of past performance is critical to ensure the City funded departments and its subrecipients are implementing activities effectively and that those activities align with the City of Fresno’s overall strategies and goals. **The City will implement “notice of grant award” documentation with City departments in addition to subrecipient agreements with community based organizations. The City will be offering technical assistance and ongoing training opportunities for awardees.** With that, staff recognized there is an ongoing opportunity to improve how various programs have been managed, the methodology in which programs have been monitored, and the manner in which funds have been allocated.

**In addition, the City has implemented improved coordination between rehabilitation programs and the neighborhood revitalization teams through a referral process. The City has also increased low and no-cost outreach methods to ensure citizen participation, resulting in a public needs hearing with standing room only.**

### Recently Completed HOME Development Accomplishments

- 193 units at Cedar Court and Inyo Terrace Apartments
- 40 units at Viking Village Apartments at 4250 N Chestnut Ave
- 30 units at Fultonia West at 541 N Fulton St
- 14 units at Cedar Heights 4532 Hamilton
- 1 single-family unit at 2541 Lotus
- 1 single-family unit at 325 Effie

### HOME Developments Currently Under way

- 11 units at Lowell Neighborhood Project at 146 N Glenn
- 8 units at Lowell Neighborhood Project 240-250 N. Calaveras
- 4 units at B and Amador

### Recent Housing Rehabilitation Accomplishments

- 613 NRT housing citations issued
- 40 units in progress or under contract in PY 2016
- 32 units completed in PY 2016

### Recent Public Service Accomplishments

- 598 seniors assisted (Senior Hot Meals)
- 1,293 youth assisted (After School Program)

#### Recent Public Facility Accomplishments

- Mosqueda Splash Park – **under way**
- Romain Park – **to be completed by July**~~ne~~
- Clinton/Shields/Fresno Street Improvements – **complete**
- Ventura/Lorena/MLK/B Street Improvements – **complete**
- Almy and Roy Street Improvements – **to be completed by July**
- Shields/Dakota/Pleasant/Hughes Street Improvements – **to be completed by**  
~~June~~**August**
- Kings Canyon Street Improvements – **to be completed by** ~~June~~**September**
- Calaveras Street Improvements – **to be completed by** ~~September~~**June**
- Fairmont Street Improvements – **to be completed by** ~~September~~**June**
- Buckingham Street Improvements – **to be completed by** ~~June~~**October**

#### Homelessness Accomplishments

The City actively participates in the efforts of the Fresno Madera Continuum of Care (FMCoC) to end chronic homelessness. In 2008, when the effort was announced, 901 chronically homeless individuals were identified. The 2016 Point-In-Time Count identified 438 chronically homeless individuals residing in the county, representing a reduction of 51%. The FMCoC estimates that it can reach “functional zero” for chronically homeless populations by the end of 2019 with an increase of resources for rapid rehousing.

#### **Summary of Citizen Participation and Consultation Process**

The City adopted and followed a Citizen Participation Plan to ensure interested residents received opportunities to participate in the planning process. **In addition to the required publications, and** as part of the outreach strategy, the City developed a robust database of over 500 community development and housing service providers, workforce developers, community advocates, public agencies, individuals, and businesses across the city. For this planning cycle, stakeholders were consistently engaged, updated, and encouraged to participate in the process utilizing additional low and no-cost outreach methods such as social media (**FaceBook and Twitter**) -and **FresGo, an app that over 8,000 individuals have**

downloaded to submit real-time requests in their neighborhoods. The Citizen Participation process is described in greater detail in PR-15 Citizen Participation.

### **Summary of Public Comments**

~~All comments will be summarized in an exhibit to the final plan.~~ Comments received at the January 25, 2017 Housing and Community Development Commission public (HCDC) public needs hearing; the May 10, 2017 HCDC public hearing; the May 11, 2017 City Council public hearing; the June 14, 2017 HCDC public hearing, and: the June 15, 2017 City Council public hearing -are included as attachments. ~~—Applicable public comments from the July 12, 2017 HCDC and July 20, 2017 City Council public hearings will also be summarized and included in the final plan.~~

### **Summary of Comments not accepted**

Any comments not accepted, if applicable, will be summarized in the final plan. ~~All comments submitted to date have been accepted.~~

### **Summary**

In PY 2017, the City estimates that it will have roughly \$112.45 million in federal resources available to address its most pressing affordable housing and community development priorities. The most pressing needs in the City continue to be a large number of blighted properties and substandard condition of housing, especially within the neighborhoods identified as CDBG target areas. As such, the majority of CDBG resources available to the City through the programs covered by this plan will focus on reinvestment in distressed areas through comprehensive code enforcement efforts, housing rehabilitation programs, public facility and infrastructure projects, and supportive public services. HOME funds will be used to increase housing opportunities for low-income households through new development, tenant-based rental assistance, and improvements to existing owner-occupied housing stock. ESG funds will continue to serve the needs of homeless populations and HOPWA funds will provide housing assistance to persons living with AIDS/HIV and their families.

## **PR-05 Lead and Responsible Agencies**

---

The City of Fresno is the Lead Agency for the United States Department of Housing and Urban Development (HUD) entitlement programs. The City of Fresno Development and Resource Management Department (DARM), Housing and Community Development Division is responsible for the administration of HUD Entitlements including but not limited to the Community Development Block Grant Program (CDBG), the HOME Investment Partnerships Program (HOME), the Emergency Solutions Grant program (ESG), and the Housing Opportunities for People with AIDS/HIV (HOPWA) funding.

### **Public Contact Information:**

Tom Morgan  
Development and Resource Management Department (DARM)  
Housing and Community Development Division  
2600 Fresno Street  
Fresno, CA 93721

Phone: 559.621.8064  
TTY: 559.621.8721  
Fax: 559.457.1054  
Email: [Thomas.Morgan@fresno.gov](mailto:Thomas.Morgan@fresno.gov)

## AP-10 Consultation

---

### Introduction

Public participation plays a central role in the development of the Consolidated Plan. To develop its 2015 Consolidated Plan, the City launched an in-depth and collaborative effort to consult with community stakeholders, elected offices, City and County departments, and beneficiaries of entitlement programs to inform and develop the priorities and strategies. For the PY 2017 Annual Action Plan, the City followed up with many of the same organizations to identify shifts and trends within the needs of the community.

### Efforts to Enhance Coordination

***Provide a concise summary of the jurisdiction's activities to enhance coordination between public and assisted housing providers and private and governmental health, mental health and service agencies (91.215(I))***

As part of the Consolidated Planning process, the City developed a robust database of over 500 community development and housing service providers, workforce developers, community advocates, public agencies, individuals, and businesses across the city. Through this comprehensive database, the City can quickly outreach and coordinate with a large number of stakeholders within the community.

As part of the PY 2017 planning process, the City released a Consolidated Notice of Funding Availability (NOFA) for CDBG, HOME, ESG, and HOPWA to coordinate with local non-profits on the provision of public services and to accept proposals for the rehabilitation and development of community facilities.

### Continuum of Care Consultation – Homeless Needs

***Describe coordination with the Continuum of Care and efforts to address the needs of homeless persons (particularly chronically homeless individuals and families, families with children, veterans, and unaccompanied youth) and persons at risk of homelessness.***

The Fresno Madera Continuum of Care (FMCoC) is comprised of organizations and individuals working to address homelessness in the counties of Fresno and Madera. Members of the FMCoC include representatives of federal, state, and local government agencies, nonprofits, the private sector, and faith-based organizations. The FMCoC holds monthly meetings to coordinate the efforts of its members to efficiently provide housing and services to the homeless population.

As part of the PY 2017 planning process, the City coordinated with the FMCoC to determine the amount of the ESG allocations that should be used for each eligible use. The City will use the approved breakdown by funding categories to determine subrecipient allocations.

### **Continuum of Care Consultation – Program Design**

***Describe consultation with the Continuum(s) of Care that serves the jurisdiction's area in determining how to allocate ESG funds, develop performance standards for and evaluate outcomes of projects and activities assisted by ESG funds, and develop funding, policies and procedures for the operation and administration of HMIS.***

#### Allocation

The City of Fresno acts as a pass-through agency for Emergency Solutions Grant Program (ESG) funds. While the City is responsible for the administration and oversight of the grant, the vast majority of funds are awarded to local homeless service providers who perform the day to day operation of the funded programs. As part of the PY 2017 planning process, the City coordinated with the FMCoC to determine the amount of the ESG allocations that should be used for each eligible use. The City will use the approved breakdown by funding categories to determine subrecipient allocations.

#### Development of Standards and Policies

ESG standards and policies were developed by the City, County, and the FMCoC when the ESG program transitioned from the Emergency Shelter Grant to the Emergency Solutions Grant in 2011. These standards are included in **the final plan. The City anticipates the completion of an updated management policies and procedures plan and standards in 2017.** The City will continue to coordinate with its public and private partners to ensure that the local FMCoC meets all HEARTH requirements with respect to ESG funds.

#### HMIS and Coordinated Entry System

The Homeless Management Information System (HMIS) is used by all local homeless providers participating in the FMCoC. HMIS is a database used to track performance and outcomes for the agencies. As the HMIS Lead of the FMCoC, the Fresno Housing Authority plays a critical role in coordinating the annual Point-in-Time Count (PITC), collecting data, and distributing results from the annual count. The work of the Housing Authority in this regard meets and exceeds HUD requirements for the implementation and compliance of Homeless Management Information System Standards.

The Fresno Madera Continuum of Care's Coordinated Entry System utilizes a common assessment tool – the Vulnerability Index. All member agencies of the FMCoC have committed to using both the assessment tool and the Coordinated Entry System. The Multi-

Agency Access Program (MAP) Point at the Poverello House (Pov) was the first coordinated physical entry point collectively developed by the Community Conversations stakeholder group. The MAP Pont at the Pov served as the first physical location of the Coordinated Entry System. The program has proved successful in its first two years and has begun expansion.



**List of Consultations**

***Describe Agencies, groups, organizations and others who participated in the process and describe the jurisdiction’s consultations with housing, social service agencies and other entities.***

1	Organization	Housing Authority-City of Fresno
	Organization Type	PHA
	What section of the Plan was addressed by Consultation?	Action Plan
	Method of Consultation / Anticipated outcomes	Coordination on homelessness, TBRA housing, and HOPWA services, <b>ESG Standards</b>
2	Organization	Fresno Madera Continuum of Care
	Organization Type	Services-homeless
	What section of the Plan was addressed by Consultation?	Action Plan
	Method of Consultation / Anticipated outcomes	Coordination on homelessness, <b>ESG Standards.</b>
3	Organization	Housing and Community Development Commission
	Organization Type	Community/Family Services and Organizations Neighborhood Organization
	What section of the Plan was addressed by Consultation?	Action Plan
	Method of Consultation / Anticipated outcomes	<del>Held</del> Organization attended the public <b>hearings</b> , workshop – <b>attendees</b> and identified their perceived needs and priorities.
4	Organization	County of Fresno, <del>Department of Public Health</del>
	Organization Type	Other government – County
	What section of the Plan was addressed by Consultation?	Action Plan Lead Based Paint Hazards
	Method of Consultation / Anticipated outcomes	Better coordination on HOPWA services Better coordination on Lead Paint Hazards <b>Coordination of ESG Standards and Policies</b>

5	Organization	State of California
	Organization Type	State government
	What section of the Plan was addressed by Consultation?	Action Plan
	Method of Consultation / Anticipated outcomes	HOPWA coordination
6	Organization	Marjaree Mason
	Organization Type	
	What section of the Plan was addressed by Consultation?	Action Plan
	Method of Consultation / Anticipated outcomes	Improved Homeless Coordination
7	Organization	Fresno <del>Economic</del> Equal-Opportunities Commission
	Organization Type	
	What section of the Plan was addressed by Consultation?	Action Plan
	Method of Consultation / Anticipated outcomes	Housing and homeless coordination <b>Conservation Corps - Rehabilitation</b>
8	Organization	Boys and Girls Club
	Organization Type	
	What section of the Plan was addressed by Consultation?	Action Plan
	Method of Consultation / Anticipated outcomes	Youth services coordination
9	Organization	Helping Other Pursue Excellence (HOPE)
	Organization Type	Non-profit
	What section of the Plan was addressed by Consultation?	Action Plan
	Method of Consultation / Anticipated outcomes	Coordination of job training

10	Organization	WestCare California, Inc.
	Organization Type	Non-profit
	What section of the Plan was addressed by Consultation?	Action Plan
	Method of Consultation / Anticipated outcomes	HOPWA Coordination of facility improvements
11	Organization	Habitat for Humanity
	Organization Type	Non-profit
	What section of the Plan was addressed by Consultation?	Action Plan
	Method of Consultation / Anticipated outcomes	Coordination of housing activities
12	Organization	Poverello House
	Organization Type	Non-profit
	What section of the Plan was addressed by Consultation?	Action Plan
	Method of Consultation / Anticipated outcomes	Coordination of homeless services
13	Organization	Stone Soup Fresno
	Organization Type	Non-profit
	What section of the Plan was addressed by Consultation?	Action Plan
	Method of Consultation / Anticipated outcomes	Coordination of job training
14	Organization	Valley Caregiver Resource Center
	Organization Type	Non-profit
	What section of the Plan was addressed by Consultation?	Action Plan
	Method of Consultation / Anticipated outcomes	Senior Services

15	Organization	Youth Leadership Institute
	Organization Type	Non-profit
	What section of the Plan was addressed by Consultation?	Action Plan
	Method of Consultation / Anticipated outcomes	Coordination of Youth Services
16	Organization	Lowell Community Development Corporation
	Organization Type	Non-profit
	What section of the Plan was addressed by Consultation?	Action Plan
	Method of Consultation / Anticipated outcomes	Coordination of housing services
17	Organization	Fresno Adult School
	Organization Type	Non-profit
	What section of the Plan was addressed by Consultation?	Action Plan
	Method of Consultation / Anticipated outcomes	Coordination of educational services
18	Organization	Tree Fresno
	Organization Type	Non-profit
	What section of the Plan was addressed by Consultation?	Action Plan
	Method of Consultation / Anticipated outcomes	Coordination of facility improvements, neighborhood needs

***Identify any Agency Types not consulted and provide rationale for not consulting***

Not Applicable

***List other local/regional/state/federal planning efforts considered when preparing the Plan and how the goals of the Strategic Plan overlap with the goals of each plan***

**Name of Plan:** Continuum of Care

**Organization:** Fresno Madera Continuum of Care

**Overlap:** The Continuum of Care works to alleviate the impact of homelessness in the community through the cooperation and collaboration of social service providers. This effort aligns with the Strategic Plan's goal to support activities that respond to homelessness and its impacts on the community.

**Name of Plan:** City of Fresno Housing Element

**Organization:** City of Fresno

**Overlap:** The Housing Element is the State-required component of the City's General Plan and provides a policy guide and implementation work plan to help the City meet its future regional housing needs. This effort aligns with the Strategic Plan's goal to assist in the creation and preservation of affordable housing opportunities.

***Describe cooperation and coordination with other public entities, including the State and any adjacent units of general local government, in the implementation of the Consolidated Plan (91.215(I))***

The City works closely with the Public Housing Authority of the City of Fresno, the County of Fresno, and the State in a number of affordable housing programs.

For HOPWA, the City is responsible for administering the grant on behalf of the entire metropolitan statistical area, which includes all of Fresno County. As such, the City coordinates with the County Public Health Department and the State of California to ensure the needs of persons living with AIDS/HIV are addressed.

As detailed above, the City participates in the FMCoC to address homeless issues in the region. Through this organization, the City is able to coordinate its resources with other public entities to ensure a strategic response to homelessness.

The City recently completed a CalHome Grant program provided by the State of California's Department of Housing and Community Development for first-time home buyers. As available, the City will apply for future funding opportunities.

The Mayor convenes a cross-sector Restore Fresno meeting monthly between Fresno Unified School District, the Fresno Housing Authority, the County of Fresno and several City Departments as part of "Restore Fresno" a compilation of initiatives aimed at goals included in the Consolidated Plan. Additional efforts to preserve affordable housing have resulted in the

development of a Rental Housing Division within the City of Fresno focused on preserving existing housing stock.

## AP-12 Participation - 91.105, 91.200(c)

---

### Summary

**Summarize the citizen participation process and efforts made to broaden citizen participation. Summarize citizen participation process and how it impacted goal-setting.**

The City provided a number of opportunities for the public to participate the PY 2017 planning process:

- January 10<sup>th</sup> and 17<sup>th</sup> , 2017 Informational Workshops on Action Plan Process in Pinedale and Southwest
- January 25, 2017 Housing and Community Development Commission Meeting
- February 1~~2~~, 2017 FMCoC Consultation for ESG
- February 8, 2017 FMCoC Membership Meeting for ESG
- February 22, 2017 Housing and Community Development Commission Meeting
- March 22, 2017 Housing and Community Development Commission Meeting
- April 3 – May 4, 2017 Public Comment Period (Draft AAP)
- April 12, 2017 Housing and Community Development Commission Meeting
- May 10, 2017 Housing and Community Development Commission Meeting/Public Hearing (Draft AAP)
- May 11, 2017 City Council Meeting/Public Hearing (Draft AAP)
- June 29 – July 14, 2017 Public Comment Period (Revised Draft AAP)
- July 12, 2017 Housing and Community Development Commission Meeting/Public Hearing (Revised Draft AAP)
- July 20, 2017 City Council Meeting/Public Hearing (Revised Draft AAP)

The City advertised these meetings in English, Spanish, and Hmong. All notices are included in ~~Exhibit B of the final plan.~~ The City also conducted low and no-cost outreach including the distribution of information to an e-mail listing of over 500 addresses, as well as social media (FaceBook and Twitter), radio, and through the City's FresGo App. The proposed plan (Draft AAP) was published on April 3<sup>rd</sup> and will be available to the public for comment through ~~until~~ May 4<sup>th</sup>. The City ~~will conduct~~ conducted a public hearing to receive comments on the plan on May 10<sup>th</sup>, and 11<sup>th</sup>, 2017. A Revised Draft Annual Action Plan will be made available for an additional 14-day public comment period once HUD has announced allocations. The results of the community meetings, including a summary of all comments and input received to date, is included in ~~Exhibit A of this~~ plan.

Citizen Participation Outreach

<b>Informational Workshops in Pinedale and Southwest (January 10 &amp; 17, 2017)</b>	
Mode of Outreach	Neighborhood Meetings
Target of Outreach	Non-targeted/broad community
Summary of response/attendance	
Summary of comments received	None
Summary of comments not accepted and reasons	n/a
URL (If applicable)	n/a

<b>Public Needs Hearing Housing and Community Development Commission Meeting (January 25, 2017)</b>	
Mode of Outreach	Public Hearing
Target of Outreach	Non-targeted/broad community
Summary of response/attendance	
Summary of comments received	See attached
Summary of comments not accepted and reasons	n/a
URL (If applicable)	n/a

<b>FMCoC Consultation for ESG (February 21 and 8, 2017)</b>	
Mode of Outreach	Public Meeting
Target of Outreach	Homeless
Summary of response/attendance	
Summary of comments received	
Summary of comments not accepted and reasons	n/a
URL (If applicable)	n/a



<b>Housing and Community Development Commission Meetings on Funding Proposals (February 22, March 22 and April 12, 2017)</b>	
Mode of Outreach	Public Meeting
Target of Outreach	General
Summary of response/attendance	
Summary of comments received	
Summary of comments not accepted and reasons	n/a
URL (If applicable)	n/a

<b>Public Comment Period (April 3<sup>rd</sup> – May 4<sup>th</sup>, 2017)</b>	
Mode of Outreach	
Target of Outreach	General
Summary of response/attendance	
Summary of comments received	<del>None</del> See Attached
Summary of comments not accepted and reasons	n/a
URL (If applicable)	n/a

<b>Public Hearing Housing and Community Development Commission (May 10<sup>th</sup>, 2017)</b>	
Mode of Outreach	
Target of Outreach	General
Summary of response/attendance	
Summary of comments received	See Attached
Summary of comments not accepted and reasons	n/a
URL (If applicable)	n/a

<b>Public Hearing City Council Adoption of Plan - Continued (May 11<sup>th</sup> , 2017)</b>	
Mode of Outreach	
Target of Outreach	General
Summary of response/attendance	
Summary of comments received	<del>None to date</del> See Attached
Summary of comments not accepted and reasons	n/a
URL (If applicable)	n/a

<b>Public Hearing - Revised Draft AAP Housing and Community Development Commission (July 12, 2017)</b>	
Mode of Outreach	
Target of Outreach	General
Summary of response/attendance	
Summary of comments received	See Attached
Summary of comments not accepted and reasons	n/a
URL (If applicable)	n/a

<b>Public Hearing - Revised Draft AAP City Council Consideration of Plan - Continued (July 20, 2017)</b>	
Mode of Outreach	
Target of Outreach	General
Summary of response/attendance	
Summary of comments received	See Attached
Summary of comments not accepted and reasons	n/a
URL (If applicable)	n/a

## **AP-15 Expected Resources – 91.220(c)(1,2)**

---

### **Introduction**

The main source of funding for the goals, programs, and projects discussed in this Action Plan will come from the Community Development Block Grant (CDBG) and the HOME Investment Partnerships Program (HOME). The City receives smaller allocations of the Emergency Solutions Grant (ESG) and Housing Opportunities for Persons with AIDS/HIV (HOPWA).

#### CDBG

CDBG funds may be used for a broad range of activities, including housing, infrastructure, public facilities and services, and economic development, as long as the purpose of the program is to benefit persons considered to be low or moderate income (below 80% of the area median income).

#### HOME

HOME funds may only be used for affordable housing projects. This includes the acquisition and development of new housing, the rehabilitation of existing units, tenant-based rental assistance, and homebuyer assistance. Assisted units can be either rental or owner-occupied. All units must benefit households earning less than 80 percent of the area median income.

#### ESG

ESG funds are designed to serve homeless persons and those at risk of homelessness. The ESG program provides funding to engage homeless living on the street; improve the number and quality of emergency shelters; rapidly re-house homeless into market housing; and to prevent families and individuals from becoming homeless.

#### HOPWA

This program is targeted to provide housing assistance to persons living with AIDS/HIV and their families. HOPWA funds may be used for a wide range of housing, social services, program planning, and development costs. These include the development of new housing units; costs for facility operations; rental assistance; and short-term payments to prevent homelessness. An essential component in providing housing assistance for this targeted special needs population is the coordination and delivery of support services.

#### State and Local Funds

The City expects to leverage and attract additional funding sources to help meet its goals, including programs such as the Multi-Agency Access Program (MAP Point). Potential sources include general funds, additional housing funds from the State, private funding invested in the

HOME-assisted affordable housing developments. The City expects to receive funds in the program year through the Housing-Related Parks Program from the State of California (Proposition 1 C). In recent years, the City has contributed general funds to homeless street outreach program called HERO (Homeless Engagement Resource Outreach Team). **The City will also continue to fund Neighborhood Revitalization teams from local funding sources.**

Lead Hazard Abatement Funds

The City has successfully applied for Lead Hazard Abatement funds in the past. These funds are awarded on an annual basis from HUD for the assessment and abatement of lead paint hazards in low income homes. The City was unsuccessful in its PY 2016 application and did not apply for these funds for PY 2017, but the City supported an application submitted by Fresno County.

**Anticipated Federal Resources**

Program / Source	Uses of Funds	Expected Amount Available in Year 3		Narrative Description
CDBG public - federal	Admin and Planning Economic Development Housing Public Improvements Public Services	Annual Allocation:	<del>\$6,330,331</del> <b>422,423</b>	See above
		Program Income:	\$206,500	
		Prior Year Resources:	<del>0</del> <b>1,054,879</b>	
		Total:	<del>\$6,336,628,923</del> <b>1,007,591,710</b>	
		Available for Remaining Con Plan	\$13,000,000	
ESG public - federal	Shelter Operations Prevention Re-Housing Street Outreach HMIS	Annual Allocation:	<del>\$5695,293</del> <b>903</b>	See above
		Program Income:	\$0	
		Prior Year Resources:	\$0	
		Total:	<del>\$569,903</del> <b>565,293</b>	
		Available for Remaining Con Plan	\$1,100,000	
HOME public - federal	Homebuyer assistance Homeowner rehab Rental TBRA	Annual Allocation:	<del>\$2,204,192,795</del> <b>672</b>	See above
		Program Income:	\$456,850	
		Prior Year Resources:	\$1,261,486	
		Total:	<del>\$3,911,23,130</del> <b>008</b>	
		Available for Remaining Con Plan	\$5,000,000	
HOPWA public - federal	Facility Based Housing Housing Services Tenant Based Rental Assistance Short Term Rent Utility Mortgage Assistance	Annual Allocation:	<del>\$441,305</del> <b>387,290</b>	See above
		Program Income:	\$0	
		Prior Year Resources:	\$0	
		Total:	<del>\$441,305</del> <b>387,290</b>	
		Available for Remaining Con Plan	\$775,000	

Table 1 - Expected Resources – Priority Table

***Explain how federal funds will leverage those additional resources (private, state and local funds), including a description of how matching requirements will be satisfied.***

Leverage, in the context of entitlement funding, means bringing in other local, state, and federal financial resources to maximize the reach and impact of the City of Fresno's U.S. Department of Housing and Urban Development (HUD) funded programs. HUD, like many other federal agencies, encourages the recipients of federal monies to demonstrate that efforts are being made to strategically leverage additional funds in order to achieve greater results. Leverage is also a way to increase project efficiencies and benefit from economies of scale that often come with combining sources of funding for similar or expanded scopes.

A good source of leveraging the City hopes to continue to use is the Housing-Related Parks Program from the State of California (Proposition 1 C). Through this program, the State provides additional funds to local governments for parks and recreational facilities when the local government creates additional affordable units. In previous years, the City has leveraged over \$1 million in additional park improvements.

**Additionally, the City's FY 2018 utilizes any unexpended dollars (potentially up to \$1,000,000) from two specific projects be used for affordable housing.**

The federal government has several other funding programs for community development and affordable housing activities. These include: Fair Housing; Lead Based Paint; HOPE VI; HOPWA Competitive Funds; the Supportive Housing Program; Section 202, Section 811; Youthbuild; the Housing Choice Voucher Program; the Affordable Housing Program (AHP) through the Federal Home Loan Bank, and others. It should be noted that in most cases the City would not be the applicant for these funding sources as many of these programs offer assistance to affordable housing developers and nonprofits rather than local jurisdictions. Additionally, HUD has matching fund requirements for both the HOME and ESG Programs. For the HOME Program, the City is required to match twenty-five percent of all HOME project expenditures. However, HUD will reduce or waive the match requirement when a jurisdiction meet's HUD fiscal distress criteria. In recent years, HUD has waived the City's HOME match requirement. HUD **published** ~~has not published~~ match reductions for ~~FY 2017-2018~~ **on May 22, 2017. Fresno met the distressed criteria and was determined to be in severe fiscal distress**

and received a 100 percent reduction for 2017-2018. ~~as of yet.~~ In the 2017 program year, the City will continue to seek HOME match funds to contribute to future year match liabilities. Examples of matching funds under the HOME Program include private finance and interest subsidies from home buyer and residential rehabilitation programs.

The ESG grant requires a 100% match of program funds. The City of Fresno passes this matching requirement to the service providers receiving the ESG funds. ESG providers meet this requirement through the use of private donations, State grants, and/or volunteer hours. The City may also provide general funds to service providers in order to meet match requirements.

***If appropriate, describe publically owned land or property located within the jurisdiction that may be used to address the needs identified in the plan.***

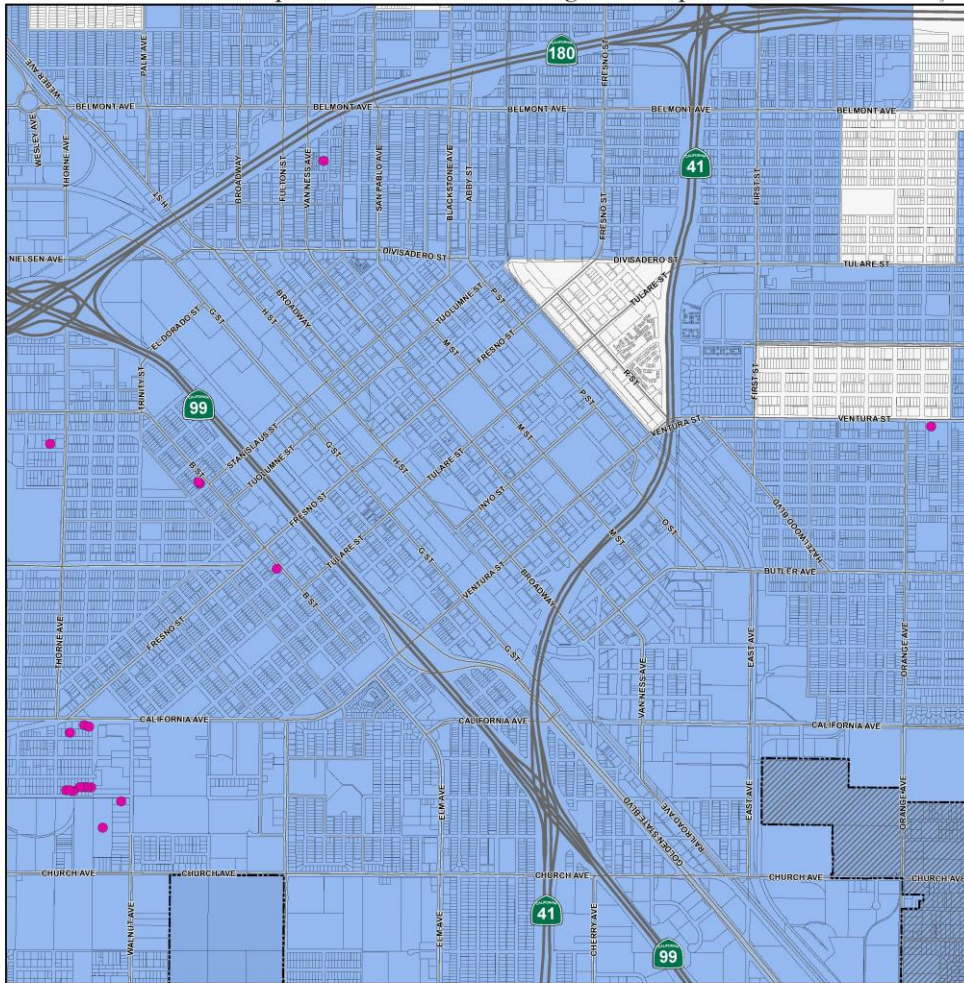
As part of the planned Infill Housing Program funded previously, the City has worked with the Successor Agency to the Redevelopment Agency and identified 18 ~~a number of~~ city-owned lots that ~~may~~ will be deeded to developers in order to build single-family in-fill housing units. City staff is currently evaluating the lots for development potential. The majority of these lots are located in the central core of the city. Funds are intended to be used for acquisition, clearance, and down payment assistance to finance infill single family housing projects. The resulting housing units will be rented or sold to low and moderate income households.





## City of Fresno - City Owned Lots Identified

Development and Resource Management Department



**Legend**

- City Owned Lots (For Infill Program Purposes)

**Boundaries**

- 2014 - 2019 CDBG Areas
- City Limits

Source:  
U.S. Department of Housing and Urban Development  
[https://regis-hud.opendata.arcgis.com/datasets/524ba0c816c44785789e4b445797c8\\_0](https://regis-hud.opendata.arcgis.com/datasets/524ba0c816c44785789e4b445797c8_0)  
City of Fresno Public Works GIS

## AP-20 Annual Goals and Objectives

### Goals Summary Information<sup>1</sup>

Goal Name	Year	Category	Geographic Area	Needs Addressed	Funding
Safe and Affordable Housing	2015-2019	Affordable Housing	Citywide	Affordable Housing	CDBG: \$509,800 1,655,177 HOME: \$3,923,008 11,131
Homelessness and the Prevention of Homelessness	2015-2019	Homeless	Citywide	Homelessness	HOPWA: \$387,290 441,305 ESG: \$5695,293 903
Community Services	2015-2019	Non-Homeless Special Needs Non-Housing Community Development	Low/Mod Income Areas	Community Services	CDBG: \$949,600 833,593
Public Facilities and Public Improvements	2015-2019	Non-Homeless Special Needs Non-Housing Community Development	Low/Mod Income Areas	Public Facilities and Public Improvement	CDBG: \$3,869,700 3,961,723 \$3,679,618

Table 2 – Goals Summary

<sup>1</sup> Funding amounts listed on this table do not include CDBG administrative budgets.

### Goal #01: Safe and Affordable Housing

The City will continue to fund affordable housing projects to improve the quality of housing stock throughout the City. This includes rehabilitation efforts ~~and~~, new development, ~~and~~ ~~proactive code enforcement~~. All of the City's HOME funds and approximately 8% of the CDBG funds will be used to serve this goal. These goals are estimates based on historical per unit subsidies. Actual accomplishments will be based on information to be determined, including cost allocations and subsidy layering analysis.

#### Goal Outcome Indicators

- Rental units constructed:
  - 11 HOME-assisted units
- Homebuyer units constructed:
  - 3 HOME-assisted units (CHDO)
- Tenant-Based rental assistance:
  - 750 HOME-assisted units
- Homeowner Housing Rehabilitated:
  - HOME-assisted: 14 units
  - Senior Paint: 55 units
  - **Minor Code Compliance: 10 units**
  - **Lead Abatement: 3 units**
  -

~~Minor Code Compliance: 10 units~~

~~Lead Abatement: 3 units Housing Code Enforcement Citations:~~

~~500 units inspected~~

## **Goal #02: Homeless Services**

The City, in close coordination with the FMCoC and its members, will provide its available ESG funding to local homeless service providers for the operation of homeless shelters, provision of homeless prevention, street outreach, and rapid rehousing services. It should be noted that CDBG-funded projects under Public Facilities and Improvements will also serve homeless populations.

### Goal Outcome Indicators

- Homeless Persons Provided Overnight Shelter:
  - WestCare California, Inc. ESG (\$100,000) - 41 persons
  - Marjaree Mason ESG (\$75,584) - 200 persons
  - Poverello House ESG (\$10,000) - 10 persons
  - WestCare California, Inc. HOPWA - 20 persons
  
- Rapid Re-Housing:
  - WestCare California, Inc. ESG (\$235,512) – 51 persons
  - Marjaree Mason ESG (\$61,279) – 45 persons
  
- Homeless Prevention:
  - WestCare California, Inc. HOPWA STRMU - 21 persons
  - WestCare California, Inc. ESG (\$25,000) - 32 –persons

### Goal #03: Community Services

The Consolidated Plan identified services for seniors and youth to be high priorities. The City will use CDBG to support a number of social service programs aimed at assisting low and moderate income persons. The Senior Hot Meal Program will provide nutritious meals to low income seniors at various locations throughout the City. The Youth Afterschool program will provide educational and recreational services to young adults at community centers that serve predominantly low income areas. In addition, the City will support a number of local non-profits with CDBG funds in PY2017.

#### Goal Outcome Indicators

- Public services – non housing benefit: 2,780 persons
  - Boys and Girls Clubs of Fresno County - 950 persons  
Locations: (1) Fink-White, (2) El Dorado, and (3) Inspiration Park
  
  - City of Fresno PARCS Senior Meals Program - 241 persons.
    - Locations: (1) Lafayette Neighborhood Park, (2) Mary Ella Brown Community Center, (3) Mosqueda Community Center, (4) Pinedale Community Center, (5) Senior Citizens Village, and (6) Ted C. Wills Community Center
  
  - Fresno ~~County~~ Economic Opportunities Commission (EOC) After School - 150 person. ~~6~~
    - Locations: (1) Sunset Community Center, (2) Bigby Villa Apartments, (3) MLK Square Apartments, (4) Westgate Garden Apartments, and (5) Gaston Middle School
  
  - City of Fresno PARCS After School Program - 6050 persons  
Locations: (1) Dickey Youth Development Center, (2) Einstein Neighborhood Center, (3) Fink White Neighborhood Center, (4) Frank H. Ball Neighborhood Center, (5) Holmes Neighborhood Center, (6) Lafayette Neighborhood Center, (7) Maxie L Parks Community Center, (8) Quigley Neighborhood Center, (9) Romain Community Center, and (10) Ted C. Wills Community Center
  
  - Stone Soup Fresno Training and Solar Project - 80 persons  
Location: Stone Soup - 1345 E Bulldog Lane
  
  - Lowell Community Development Corporation Tenant Education - 500 persons

Locations: (1) Addams, (2) Columbia, (3) Eldorado Park, (4) Fort Miller, (5) Jefferson, (6) King, (7) Kirk, (8) Leavenworth Hidalgo, (9) Lowell, (10) Slater, (11) Vang Pao, (12) Webster, (13) Williams, (14) Winchell, and (15) Yakomi

#### Goal #04: Public Facilities and Public Improvements

The City will use CDBG funds to make needed improvements to neighborhood streets, streetscapes, and parks that serve predominantly low and moderate income areas. The City is also proposing to provide assistance to a number of facilities that primarily serve low and moderate income persons.

##### Goal Outcome Indicators

- Streets - Public facilities non housing benefit: **39,985** persons living in following service areas:
  - Webster, Columbia, Winchell and King School (\$190,000)
  - Pinedale and Fort Miller (\$1870,000)
  - ~~- Hamilton and Winery Avenue Street (\$339,000)~~
  - Hidalgo Neighborhood (\$225858,600000)
  - Jefferson Neighborhood (\$205,000)
  - Pinedale Neighborhood ADA (\$160,000)
  - Yosemite, Leavenworth, Hidalgo, and Jefferson Lighting (\$185,000)
  - Addams, Slater, and Highway City Lighting (\$230,000)
  - **Unallocated \$715,623**
  
- Parks - Public facilities – non housing benefit: **35,625** persons living in following service areas:
  - Holmes - 212 S First Ave (\$150,000)
  - **Ted C. Wills – 770 N San Pablo (\$275,900)**
  - Romain – 745 N First Avenue (~~\$60~~100,000)
  - **Fink White - 535 S Trinity Ave (\$170,000)**
  - Pinedale – 7170 N San Pablo Ave (\$50,000)
  - **Cary Park – 4750 N Fresno Street (\$400,000)**
  - **BMX Park - Southwest TBD (\$200,000)**
  
- Community ~~Center~~ **Facilities** – 5 Public facilities (**\$525,200**)
  - Marjaree Mason Center Rehabilitation (**\$92,600**) – 1 facility
  - Stone Soup Fresno Solar Panels (**\$42,600**)– 1 facility
  - WestCare California, Inc. Windows (**\$100,000**) – 1 facility
  - Tree Fresno (**\$190,000**) – (SW Specific Plan population – 12,649 persons)
  - Helping Others Pursue Excellence (HOPE) Elevator (**\$100,000**) – 1 facility
  - ~~–~~
  - ~~– Other Public Facilities – to be determined~~

**AP-35 Projects – 91.220(d)**

~~These are estimates based on last year's allocations and HCDC recommendations. Amounts may change based on final allocations. Please see page 2 for more detail.~~

<b>HOUSING</b>	<b>CDBG</b>	<b>HOME</b>	<b>ESG</b>	<b>HOPWA</b>
Housing Rehabilitation	210,000	1,008,908 8,000		
Lead Abatement Program	2603,000			
Senior Paint Program	2499,800 77			
Community Revitalization— Inspections	832,400			
Minor Code Compliance Program	150,000			
CHDO Set Aside		590,406 2,187		
Tenant Based Rental Assistance		665,718		
HOME Development		1,420,500		
<b>FACILITIES AND IMPROVEMENTS</b>	<b>CDBG</b>	<b>HOME</b>	<b>ESG</b>	<b>HOPWA</b>
Neighborhood Street Improvements	2,071,706 2,998,090 600 623			
Park Improvements	557,900 1,345,900			
Nonprofit Facilities	525,200 5,235			
Section 108 Loan Repayment	524,776			
<b>PUBLIC SERVICES</b>	<b>CDBG</b>	<b>HOME</b>	<b>ESG</b>	<b>HOPWA</b>
Senior Hot Meals	127,000 1,289			
Parks After School Program	351,180 3,000			
Nonprofit Public Services	371,124 9,600			
<b>HOMELESS</b>	<b>CDBG</b>	<b>HOME</b>	<b>ESG</b>	<b>HOPWA</b>
ESG			569,903 57	



			293	
HOPWA				387,290 44 1,305
<b>PLANNING AND ADMINISTRATION</b>	<b>CDBG</b>	<b>HOME</b>	<b>ESG</b>	<b>HOPWA</b>
Program Administration	1,167,98,66 6800	2354,6955 07		
Community Revitalization—Planning	68,700			
Fair Housing Council	40,000			
<b>TOTALS</b>	<b>6,628,536,9 23,9007,59 1,711</b>	<b>3,911,23,1 31008</b>	<b>565,293 903</b>	<b>387,29044 1,305</b>

Table 3 - Project Information

***Describe the reasons for allocation priorities and any obstacles to addressing underserved needs.***

*Affordable Housing*

The Consolidated Plan identified quality, affordable housing as a high priority, as well as treatment of neighborhood deterioration. The City manages several programs that serve to arrest deterioration and provide assistance to improve the livability of affordable housing. In addition, the City will partner with local affordable housing developers to increase the inventory of quality, affordable housing for low income renters and buyers.

*Public Services*

The Consolidated Plan identified services for seniors and youth to be high priorities. The City provides essential services to targeted low- and very-low income neighborhoods through its Senior Hot Meals and PARCS Afterschool Programs.

*Public Facilities and Improvements*

The Consolidated Plan identified public facilities and improvements in low-moderate income neighborhoods as a high priority. In particular, roadway deterioration along with access to schools and parks was highlighted as critical to livability. The City is focused on strategic investments that will enhance other private and public investment targeted to low and very-low income neighborhoods. In the current year, sidewalks, lighting, and other streetscape improvements were noted at the public needs hearings.

*Homeless*

The City coordinates and consults with the Fresno Madera Continuum of Care to identify funding priorities for homeless programs each year.

**AP-38 Project Summary**

12	<b>Project Name</b>	Lead Abatement Program
	<b>Target Area</b>	Citywide
	<b>Goals Supported</b>	Safe and Affordable Housing
	<b>Needs Addressed</b>	Affordable Housing
	<b>Funding</b>	CDBG: \$ <del>60</del> 263,000
	<b>Description</b>	CDBG funds will be granted to qualifying properties occupied by low income households to eliminate lead paint hazards in housing built before 1978.
	<b>Target Date</b>	6/30/2018
	<b>Goal</b>	<del>320</del> low mod income households
	<b>Location Description</b>	2600 Fresno Street, Room 3070, Fresno CA 93721
	<b>Planned Activities</b>	Lead Paint abatement and clearance activities. 14I: Lead Paint Abatement (24 CFR 570.202) LMH: Low Mod Housing (LMH) national objective (24 CFR 570.208(a)(3))

<b>23</b>	<b>Project Name</b>	Senior Paint Program
	<b>Target Area</b>	Citywide
	<b>Goals Supported</b>	Safe and Affordable Housing
	<b>Needs Addressed</b>	Affordable Housing
	<b>Funding</b>	CDBG: <del>\$2499,800</del> 777
	<b>Description</b>	<p>CDBG funds will pay for a licensed lead-certified painting contractor to paint the exterior of the home and may include minor repairs, (i.e., screens, broken window panes, loose or damaged gutters, etc.) provided there are enough funds available after deducting the cost of the paint project. This program serves low-income seniors (62 years of age or older) who own and occupy their homes.</p> <p>City of Fresno Performed (\$100,000)                      CDBG funds (\$199,800) are proposed to be provided to subrecipient Habitat for Humanity.</p>
	<b>Target Date</b>	6/30/2018
	<b>Goal</b>	<p>10 low mod income senior households (City)                      55 low mod income senior households (Non-Profit)</p>
	<b>Location Description</b>	2600 Fresno Street, Room 3070, Fresno CA 93721
	<b>Planned Activities</b>	<p>Senior Paint, minor repair, and accessibility.</p> <p>14A: Single-Unit Residential Rehabilitation (24 CFR 570.202)                      LMH: Low Mod Housing national objective (24 CFR 570.208(a)(3))</p>

<b>35</b>	<b>Project Name</b>	Minor Code Compliance Grant Program
	<b>Target Area</b>	Low/Mod Income Areas
	<b>Goals Supported</b>	Safe and Affordable Housing
	<b>Needs Addressed</b>	Affordable Housing
	<b>Funding</b>	CDBG: \$150,000
	<b>Description</b>	CDBG funds are reserved to address the rehabilitation needs of low income homeowners who received minor code violations. The City will grant up to \$15,000 to each property.
	<b>Target Date</b>	6/30/2018
	<b>Goal</b>	10 low income households
	<b>Location Description</b>	2600 Fresno Street, Room 3070, Fresno CA 93721
	<b>Planned Activities</b>	Minor code compliance grant program. 14A: Single-Unit Residential Rehabilitation (24 CFR 570.202) LMH: Low Mod Housing (LMH) national objective (24 CFR 570.208(a)(3))

<b>46</b>	<b>Project Name</b>	Community Housing Development Organization (CHDO) Set Aside
	<b>Target Area</b>	Citywide
	<b>Goals Supported</b>	Safe and Affordable Housing
	<b>Needs Addressed</b>	Affordable Housing
	<b>Funding</b>	HOME: \$59,206,187
	<b>Description</b>	HOME funds will be loaned to a qualified Community Housing Development Organization (CHDO) to finance the development of housing affordable to low-income households. Developments may be either rental or homebuyer.
	<b>Target Date</b>	6/30/2020
	<b>Goal</b>	3 housing units
	<b>Location Description</b>	To be determined.
	<b>Planned Activities</b>	Rental Housing Development or Homebuyer Housing Development

<b>57</b>	<b>Project Name</b>	Tenant-Based Rental Assistance
	<b>Target Area</b>	Citywide
	<b>Goals Supported</b>	Safe and Affordable Housing
	<b>Needs Addressed</b>	Affordable Housing
	<b>Funding</b>	HOME: \$665,718
	<b>Description</b>	HOME funds will be used to subsidize private market units for homeless and low income households to increase affordability.
	<b>Target Date</b>	06/30/2019
	<b>Goal</b>	75 low income households
	<b>Location Description</b>	Citywide
	<b>Planned Activities</b>	Tenant-Based Rental Assistance

<b>68</b>	<b>Project Name</b>	HOME Rental Development
	<b>Target Area</b>	Citywide
	<b>Goals Supported</b>	Safe and Affordable Housing
	<b>Needs Addressed</b>	Affordable Housing
	<b>Funding</b>	HOME: \$1,420,500
	<b>Description</b>	HOME funds will be loaned to local affordable housing developers to finance the development or rehabilitation of rental housing projects affordable to low income households.
	<b>Target Date</b>	6/30/2020
	<b>Goal</b>	11 new rental units
	<b>Location Description</b>	To be determined
	<b>Planned Activities</b>	Development/Rehabilitation of Rental Housing

<b>79</b>	<b>Project Name</b>	HOME Owner Housing Rehabilitation
	<b>Target Area</b>	Citywide
	<b>Goals Supported</b>	Safe and Affordable Housing
	<b>Needs Addressed</b>	Affordable Housing
	<b>Funding</b>	HOME: \$1,000 <del>8,000</del> 908
	<b>Description</b>	HOME funds will be <del>used for</del> <b>used for</b> loaned to income eligible homeowners to make required corrections to bring their home into code compliance.
	<b>Target Date</b>	6/30/2019
	<b>Goal</b>	14 units
	<b>Location Description</b>	To be determined
	<b>Planned Activities</b>	Owner Occupied Housing Rehabilitation



<b>108</b>	<b>Project Name</b>	Neighborhood Street Improvements
	<b>Target Area</b>	Low/Mod Income Areas
	<b>Goals Supported</b>	Public Facilities and Public Improvements
	<b>Needs Addressed</b>	Public Facilities and Public Improvement
	<b>Funding</b>	CDBG: <del>\$21,090,998,600</del> 2,071,706
	<b>Description</b>	<ul style="list-style-type: none"> <li>• <del>CDBG funds will be used to make needed improvements to existing neighborhood streets and streetscapes in predominantly low income residential areas.</del> Webster, Columbia, Winchell and King School (\$190,000): Project will upgrade 286 streetlights to provide better and more focused lighting.</li> <li>• Pinedale and Fort Miller (\$1870,000): Project will upgrade 255 streetlights to provide better and more focused lighting.</li> <li>• Hidalgo Neighborhood (\$225,000): Project will include sidewalk and curb ramp installation to improve ADA accessibility and create a more walkable community.</li> <li>• Jefferson Neighborhood (\$205,000): Project will include sidewalk and curb ramp installation to improve ADA accessibility and create a more walkable community.</li> <li>• Pinedale Neighborhood ADA (\$160,000): Project will include sidewalk and curb ramp installation to improve ADA accessibility and create a more walkable community.</li> <li>• Yosemite, Leavenworth, Hidalgo, and Jefferson Lighting (\$185,000): Project will upgrade 286 streetlights to provide better and more focused lighting.</li> <li>• Addams, Slater, and Highway City Lighting (\$230,000): Project will upgrade 353 streetlights to provide better and more focused lighting.</li> <li>• Unallocated (\$715,623)</li> </ul>
	<b>Target Date</b>	6/30/2019
<b>Goal</b>	39,985 Persons residing in selected residential service areas.	

	<b>Location Description</b>	Proposed areas are listed in the Geographic Distribution section
	<b>Planned Activities</b>	03K: Street Improvements – 24 CFR 570.201(c) LMA – Low Moderate Income Areas – 24 CFR 570.208(a)

9 4 4	<b>Project Name</b>	Park Improvements
	<b>Target Area</b>	Low/Mod Income Areas
	<b>Goals Supported</b>	Public Facilities and Public Improvements
	<b>Needs Addressed</b>	Public Facilities and Public Improvement
	<b>Funding</b>	CDBG: \$1,345,557,900
	<b>Description</b>	<p>CDBG funds will be used to make capital improvements to parks and recreational facilities that serve predominantly low and moderate income residential areas.</p> <ul style="list-style-type: none"> <li>• Holmes - 212 S First Ave (\$150,000): Project will remove ADA barriers to a community center in a low and moderate income neighborhood.</li> <li>• Ted C. Wills – 770 N San Pablo (\$275,900): Project will make a number of needed improvements, including HVAC replacement, flooring, and ADA.</li> <li>• Romain – 745 N First Avenue (\$60,000): Project will make needed improvements to the facility, including replacement of doors.</li> <li>• Pinedale – 7170 N San Pablo Ave (\$50,000): Project will make need improvements to the facility, including concrete work and refurbishment of restrooms for ADA compliance.</li> <li>• Fink White - 535 S Trinity Ave (\$170,000): Replace play structure</li> <li>• BMX - Southwest Park TBD (\$200,000)</li> <li>— Cary Park – 4750 N Fresno (\$400,000): Lighting Installation</li> <li>•</li> </ul>
	<b>Target Date</b>	6/30/2020
	<b>Goal</b>	36,625 persons living in selected residential service areas
	<b>Location Description</b>	Please refer to the Geographic Distribution section for proposed locations.
	<b>Planned Activities</b>	03: Parks and Recreational Facilities – 24 CFR 570.201(c) LMA: Low Moderate Income Area – 24 CFR 570.208(a)(1)

10 2	<b>Project Name</b>	Non-Profit Facilities
	<b>Target Area</b>	Low/Mod Income Areas
	<b>Goals Supported</b>	Public Facilities and Public Improvements
	<b>Needs Addressed</b>	Public Facilities and Public Improvement
	<b>Funding</b>	CDBG: \$525,200 <del>35</del>
	<b>Description</b>	CDBG funds will be used to make needed capital improvements to public facilities owned by non-profit organizations that provide services to predominantly low and moderate income persons.
	<b>Target Date</b>	6/30/2019
	<b>Goal</b>	5 Public Facilities
	<b>Location Description</b>	To be determined.
	<b>Planned Activities</b>	03: Public Facilities – 24 CFR 570.201(c) LMC: Limited Clientele – 24 CFR 570.208(a)(2)

11 3	<b>Project Name</b>	Senior Hot Meals
	<b>Target Area</b>	Low/Mod Income Areas
	<b>Goals Supported</b>	Community Services
	<b>Needs Addressed</b>	Community Services
	<b>Funding</b>	CDBG: \$ <del>127,070</del> 11,289
	<b>Description</b>	Weekday meals and programming for limited clientele in targeted neighborhood community centers; compliments other clientele socialization activities
	<b>Target Date</b>	6/30/2018
	<b>Goal</b>	<del>350</del> 241 seniors
	<b>Location Description</b>	Potential locations include: <ul style="list-style-type: none"> <li>• Lafayette Neighborhood Center ~ 1516 E. Princeton Ave</li> <li>• Mary Ella Brown Community Center ~ 1350 E. Annadale</li> <li>• Mosqueda Community Center ~ 4670 E. Butler Ave.</li> <li>• Pinedale Community Center ~ 7170 N. San Pablo Ave.</li> <li>• Senior Citizens Village ~ 1917 S. Chestnut Ave.</li> <li>• Ted C. Wills Community Center ~ 770 N. San Pablo Ave.</li> </ul>
	<b>Planned Activities</b>	05C: Senior Services – 24 CFR 570.201(e) LMC: Limited Clientele – 24 CFR 570.208(a)(2) – Presumed Benefit

12 4	<b>Project Name</b>	Parks After School Program
	<b>Target Area</b>	Low/Mod Income Areas
	<b>Goals Supported</b>	Community Services
	<b>Needs Addressed</b>	Community Services
	<b>Funding</b>	CDBG: \$ <del>593,000</del> 351,179
	<b>Description</b>	Programs after school on weekdays and Saturday programming for targeted neighborhood community centers to provide enrichment activities, homework assistance, career development, socialization, crime & drug prevention, and meal supplements for low and very low income youth
	<b>Target Date</b>	6/30/2019
	<b>Goal</b>	<del>60</del> 50 youth
	<b>Location Description</b>	Various community centers in low/mod income areas
	<b>Planned Activities</b>	05D: Youth Services – 24 CFR 570.201(e) LMC: Limited Clientele – 24 CFR 570.208(a)(2)

13 5	<b>Project Name</b>	Non-Profit Public Service
	<b>Target Area</b>	Low/Mod Income Areas
	<b>Goals Supported</b>	Community Services
	<b>Needs Addressed</b>	Community Services
	<b>Funding</b>	CDBG: <del>\$229,600</del> 371,124
	<b>Description</b>	<p>CDBG funds will be provided to local non-profits to support programs that serve predominantly low and moderate income clientele. Proposed subrecipients include</p> <ul style="list-style-type: none"> <li>• Boys and Girls Club (\$33,000) Locations: (1) Fink-White, (2) El Dorado, and (3) Inspiration Park</li> <li>• Fresno EOC Afterschool (\$39,400<del>43</del>)</li> <li>• <del>Valley Caregivers (\$141,000)</del> Locations: (1) Sunset Community Center, (2) Bigby Villa Apartments, (3) MLK Square Apartments, (4) Westgate Garden Apartments, and (5) Gaston Middle School.</li> <li>• Stone Soup Fresno Career Development &amp; Training (135,200<del>684</del>) Location: Stone Soup - 1345 E Bulldog Lane</li> <li>• Lowell CDC Tenant Education (\$22,000) Locations: (1) Addams, (2) Columbia, (3) Eldorado Park, (4) Fort Miller, (5) Jefferson, (6) King, (7) Kirk, (8) Leavenworth Hidalgo, (9) Lowell, (10) Slater, (11) Vang Pao, (12) Webster, (13) Williams, (14) Winchell, and (15) Yakomi</li> </ul>
	<b>Target Date</b>	6/30/2018
	<b>Goal</b>	To be determined.
	<b>Location Description</b>	To be determined.
	<b>Planned Activities</b>	05: Public Services – 24 CFR 570.201(e) LMC: Limited Clientele – 24 CFR 570.208(a)(2)

14 6	<b>Project Name</b>	ESG 2046
	<b>Target Area</b>	Citywide
	<b>Goals Supported</b>	Homelessness and the Prevention of Homelessness
	<b>Needs Addressed</b>	Homelessness
	<b>Funding</b>	ESG: \$5695,29903
	<b>Description</b>	ESG funds will be used to provide housing and shelter assistance to homeless and persons at risk of homelessness. Planned activities include payment of shelter operations, homeless prevention, rapid re-housing, street outreach, HMIS, and grants administration and oversight.
	<b>Target Date</b>	6/30/2018
	<b>Goal</b>	251 persons provided overnight shelter 96 Units of rapid re-housing 32 Units of homeless prevention
	<b>Location Description</b>	Citywide
	<b>Planned Activities</b>	Shelter Operations Homeless Prevention Rapid Re-Housing HMIS Grant Administration and Oversight



15 7	<b>Project Name</b>	HOPWA Housing Programs
	<b>Target Area</b>	Fresno County
	<b>Goals Supported</b>	Homelessness and the Prevention of Homelessness
	<b>Needs Addressed</b>	Homelessness
	<b>Funding</b>	HOPWA: \$ <del>398,375,671</del> 066
	<b>Description</b>	HOPWA funds will be used to provide housing assistance and housing-related supportive services for persons living with AIDS/HIV and their families. HOPWA funds will be used for supportive services, housing information and referral services, tenant-based rental assistance, short-term rent, mortgage, and utility assistance.
	<b>Target Date</b>	6/30/2018
	<b>Goal</b>	<del>5761</del> persons
	<b>Location Description</b>	Services available in Fresno County
	<b>Planned Activities</b>	Supportive Services Housing Information/ Referral Tenant-Based Rental Assistance Short-Term Rent, Mortgage, and Utility Assistance

16 9	<b>Project Name</b>	CDBG Program Administration and Planning
	<b>Target Area</b>	Citywide Low/Mod Income Areas
	<b>Goals Supported</b>	Safe and Affordable Housing Homelessness and the Prevention of Homelessness Community Services Public Facilities and Public Improvements
	<b>Needs Addressed</b>	Affordable Housing Homelessness Community Services Public Facilities and Public Improvement
	<b>Funding</b>	CDBG: \$1,167,207,800 <del>307,366</del>
	<b>Description</b>	Grant Monitoring and Administration, Historic Preservation, <del>NRT Planning</del> , Environmental Assessments
	<b>Target Date</b>	6/30/2018
	<b>Goal</b>	Not Applicable
	<b>Location Description</b>	2600 Fresno Street, Fresno CA 93721
	<b>Planned Activities</b>	21A: General Administration – 24 CFR 570.206 NA: National Objective not applicable

17 <del>20</del>	<b>Project Name</b>	HOME Program Administration
	<b>Target Area</b>	Citywide Low/Mod Income Areas
	<b>Goals Supported</b>	Safe and Affordable Housing
	<b>Needs Addressed</b>	Affordable Housing
	<b>Funding</b>	HOME: \$23 <del>54,695</del> 507
	<b>Description</b>	Grant Monitoring and Administration
	<b>Target Date</b>	6/30/2018
	<b>Goal</b>	Not Applicable
	<b>Location Description</b>	2600 Fresno Street, Fresno CA 93721
<b>Planned Activities</b>	General Administration and Oversight of HOME-funded projects	

18 <del>21</del>	<b>Project Name</b>	HOPWA Program Administration
	<b>Target Area</b>	Fresno County
	<b>Goals Supported</b>	Homeless
	<b>Needs Addressed</b>	Homeless
	<b>Funding</b>	HOPWA: \$1 <del>4,3,649</del> 239
	<b>Description</b>	HOPWA funds will be used for administrative and compliance oversight activities associated with HOPWA funded projects.
	<b>Target Date</b>	6/30/2018
	<b>Goal</b>	Not applicable
	<b>Location Description</b>	2600 Fresno Street, Fresno CA 93721
<b>Planned Activities</b>	Grant Administration and Oversight	

<b>19</b> <del>23</del>	<b>Project Name</b>	Fair Housing Council
	<b>Target Area</b>	Citywide
	<b>Goals Supported</b>	Community Services
	<b>Needs Addressed</b>	Community Services
	<b>Funding</b>	CDBG: \$40,000
	<b>Description</b>	CDBG funds will be used to support fair housing outreach and education to ensure fair housing opportunities throughout the City.
	<b>Target Date</b>	6/30/2018
	<b>Goal</b>	Not applicable
	<b>Location Description</b>	333 W Shaw Avenue, Fresno CA
	<b>Planned Activities</b>	21D: Fair Housing Planning – 24 CFR 570.205 NA: National Objective not applicable to planning activities

### **AP-50 Geographic Distribution – 91.220(f)**

---

***Description of the geographic areas of the entitlement (including areas of low-income and minority concentration) where assistance will be directed.***

The City does not have any defined local target areas. In PY 2017, the City will serve a number of predominantly low and moderate income neighborhoods throughout the City. The following list identifies some of the areas that will receive assistance in PY 2017:

Neighborhood Revitalization Team

- ~~—~~ Addams
- ~~—~~ Slater
- ~~—~~ Williams
- ~~—~~ Fort Miller
- ~~—~~ Eldorado Park
- ~~—~~ Webster
- ~~—~~ Lowell
- ~~—~~ Leavenworth Hidalgo
- ~~—~~ Jefferson
- ~~—~~ Winchell
- ~~—~~ Vang Pae
- ~~—~~ Yakomi
- ~~—~~ Kirk
- ~~—~~ King
- ~~—~~ Columbia

Street Improvements

- ~~—~~ Webster, Columbia, Winchell and King School
- 
- ~~—~~ Pinedale and Fort Miller
- 

~~Hamilton and Winery Avenue Street~~

- Hidalgo Neighborhood
- Jefferson Neighborhood
- Pinedale Neighborhood ADA
- Yosemite Lighting~~g~~
- Leavenworth Hidalgo Lighting
- ~~and~~ Jefferson Lighting
- Addams, Slater, and Highway City Lighting~~g~~

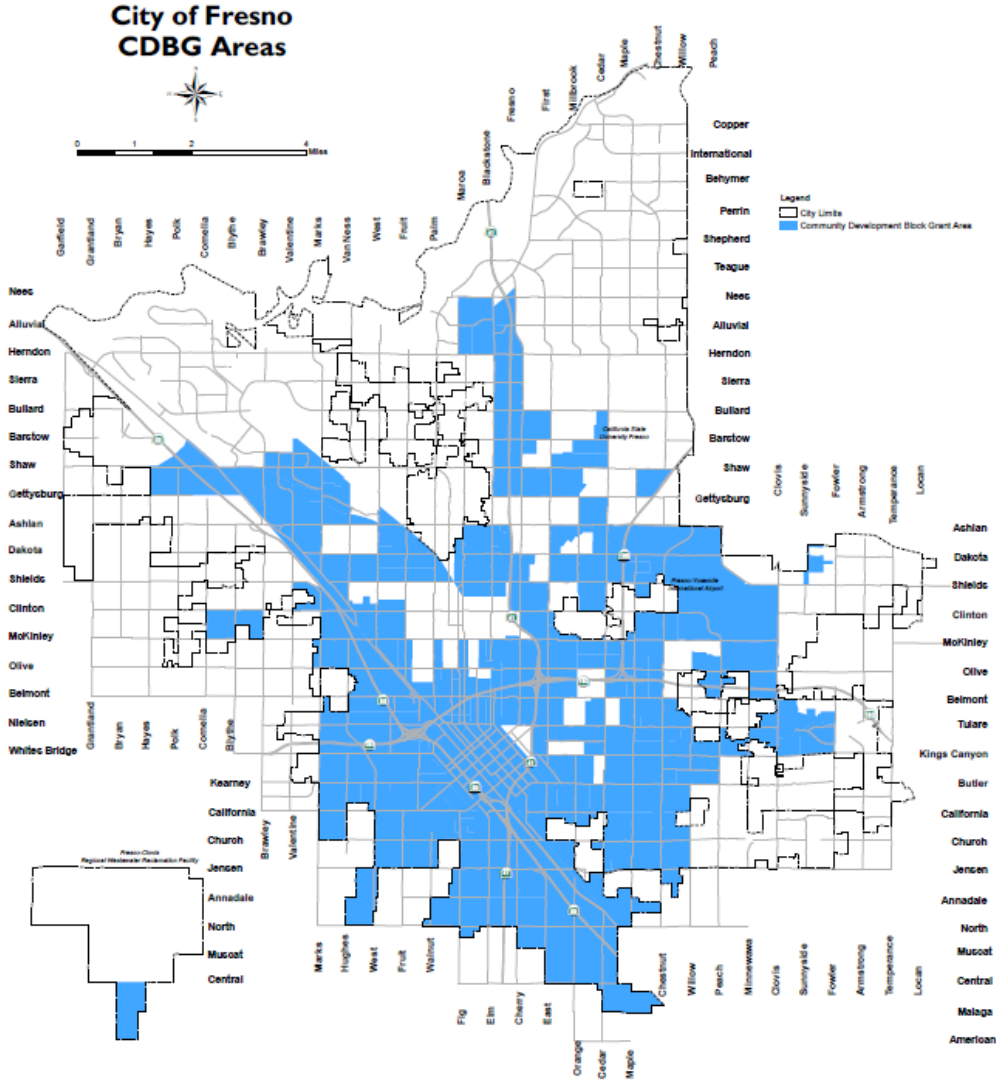
Park Improvements

- Holmes – 212 S First Ave
- Ted C. Wills – 770 N San Pablo
- Romain – 745 N First Avenue
- Pinedale – 7170 N San Pablo Avenue
- Fink White - 535 S Trinity Ave
- Cary Park - 4750 N Fresno Street
- BMX - Southwest Park TBD

***Rationale for the priorities for allocating investments geographically.***



The Consolidated Plan did not identify any targeted areas. Instead, the City will spread resources throughout the City, with the understanding that most funding will go toward the improvement of predominantly low and moderate income residential areas.



**AP-55 Affordable Housing – 91.220(g)**

**Introduction**

Although entitlement dollars are limited, the City does anticipate expending a significant portion of its federal allocation dollars on the preservation and provision of affordable housing. A detailed discussion of how HUD entitlements will be used to support affordable housing needs within the City is provided in AP-20, with the number of households to be assisted itemized by goal.

<b>One Year Goals for the Number of Households to be Supported</b>	
Homeless (HOPWA and HOME TBRA)	<del>95</del> 86
Non-Homeless	28
Special-Needs	0
Total	<del>123</del> 114

Table 4 - One Year Goals for Affordable Housing by Support Requirement

<b>One Year Goals for the Number of Households Supported Through</b>	
Rental Assistance	<del>95</del> 86
The Production of New Units	14
Rehab of Existing Units	14
Acquisition of Existing Units	0
Total	<del>123</del> 114

Table 5 - One Year Goals for Affordable Housing by Support Type

## **AP-60 Public Housing – 91.220(h)**

---

### **Introduction**

Public housing within Fresno is administered by the Housing Authority of the City of Fresno. While the City will coordinate closely with the Housing Authority and share information about their respective programs, the City does not plan on providing financial assistance to the Housing Authority for their physical inventory. The Housing Authority receives its own allocation from HUD, including an allocation through the Capital Fund Program, which will be used to repair, renovate and/or modernize the public housing developments.

The City does partner with the Housing Authority on the administration of HOME- and HOPWA-funded tenant-based rental assistance and the administration of the HMIS homeless information management system.

### **Planned Actions**

#### ***Describe Actions planned during the next year to address the needs to public housing.***

A portfolio application inclusive of all Public Housing developments within Fresno was submitted to HUD for the Rental Assistance Demonstration (RAD) program. Additionally, site specific RAD applications **have been submitted and approved for 90 of the 426 public housing units within the City of Fresno and applications have been submitted for another 198 public housing units.** HUD approval of these applications is expected by the end of the year. **The Housing Authority will be determining if the remaining 132 public housing units have rehabilitation needs sufficient for the RAD program.** ~~were submitted for 50% of the Fresno portfolio. Conversions are anticipated to take place during this period which may include renovations and/or transfers of rental assistance to newly constructed developments.~~

#### ***Actions to encourage public housing residents to become more involved in management and participate in homeownership.***

The Housing Authority Resident Advisory Board (RAB) meets at least annually to review any changes to the Admissions and Continued Occupancy Policy (ACOP) and the Housing Authority Annual Plan policies. In addition, residents are able to make comments before the Board of Commissioners and their comments are solicited for all major policy changes.

The Housing Authority participated in a homeownership program in previous years where over 200 foreclosed homes (in the City and County) were renovated and sold to low-income residents and other individuals. There are 7 homes available for purchase in Fresno.

***If the PHA is designated as troubled, describe the manner in which financial assistance will be provided or other assistance.***

The Housing Authority of the City of Fresno is not considered troubled.

## **AP-65 Homeless and Other Special Needs Activities – 91.220(i)**

---

### **Introduction**

***Describe the jurisdictions one-year goals and actions for reducing and ending homelessness including reaching out to homeless persons (especially unsheltered persons) and assessing their individual needs.***

The Multi-Agency Access Program (MAP) Point is the physical local coordinated entry point for the FMCoC Coordinated Entry System. The Fresno Homeless Task Force conducts daily activities in areas where homeless individuals and families congregate or are known to visit. **In reaching its annual goal of 1,340 contacts,** ~~t~~The HERO Team **conducts**~~has~~ weekly outreach activities ~~in~~<sup>to</sup> areas which have been identified as having the potential to attract or induce homeless persons and families to congregate. The FMCoC develops and carries out regular outreach and assessment activities such as the annual Point In Time (PIT) Count.

***Describe actions to address the emergency shelter and transitional housing needs of homeless persons.***

The City is proposing to fund the shelter **services provided by**~~operations of Marjorie Mason,~~ WestCare California, Inc. (WestCare), **the Marjaree Mason Center (MMC),** and the Poverello House. **WestCare will provide shelter in an owned and operated facility along with intensive support services to 41 persons. MMC will provide shelter in a secured environment owned and operated by MMC and transitional services. The Poverello House will provide short term hotel vouchers to families and households.**

***Describe actions planned to help homeless persons make the transition to permanent housing and independent living, including shortening the period of time that individuals and families experience homelessness, facilitating access for homeless individuals and families to affordable housing units, and preventing individuals and families who were recently homeless from becoming homeless again.***

Through its subrecipients, the City **will be**~~is~~ able to reach vulnerable individuals and families who are homeless. These agencies **use a coordinated entry system and the Multi-Agency Action Program (MAP) Point at the Poverello House,** to provide not only rapid rehousing and housing assistance, but also wrap-around services designed to create sustainable and safe housing opportunities for long-term permanent and independent living. As part of several national initiatives, the housing-first model has proven to be successful and continues to be a

best-practice. The recent City and County Status Update to the 10-Year Plan to End Chronic Homelessness outlines several goals specifically relating to (1) availability of housing (2) coordination among service providers (3) improving outreach, and (4) preventing homelessness.

The City is proposing to fund Rapid Rehousing programs administered by WestCare California, Inc. and Marjaree Mason. **WestCare will assist 71 persons, while the Marjaree Mason Center will assist 30 persons.** The City will also **provide for the assistance of 86** homeless persons transition to permanent housing through the use of tenant-based rental assistance programs funded with HOME and HOPWA.

***Describe planned actions to help low-income individuals and families avoid becoming homeless, especially extremely low-income individuals and families and those who are:***

- *being discharged from publicly funded institutions and systems of care (such as health care facilities, mental health facilities, foster care and other youth facilities, and corrections programs and institutions); or,*
- *receiving assistance from public or private agencies that address housing, health, social services, employment, education, or youth needs.*

Through a network of social service agencies and supportive nonprofits, at-risk families and individuals are identified and assisted with short-term and long-term wrap-around services. These agencies include the Fresno County Mental Health network, the Fresno Police Department, and the Fresno County Courts system.

While the City has no formal homeless discharge coordination policy in place, the City continues to be an active participant in the FMCoC and the Community Conversations. The FMCoC has established procedures with individual agencies related to discharge policies, such as the County's Department of Behavioral Health, the Hospital Council of Northern and Central California, Fresno County Jail, etc. Members of the FMCoC work together to coordinate their efforts and build a continuum of care that provides supportive and preventative services to these individuals at high risk of homelessness after release. The Community Conversation stakeholders meet quarterly and include leadership representing police and probation, mental health, major hospitals, local government, court systems, housing authority, the FMCoC, and many more. The City is actively engaged in planning efforts that address the needs of individuals at risk due to discharge from systems of care.

The City is proposing to fund WestCare California, Inc. with ESG funds to administer homeless prevention efforts and Short-Term Rent, Mortgage, and Utilities with HOPWA funds. **WestCare will conduct assessments and application screening; develop individual service**

plans; and provide life skills training, detoxification services, substance abuse and mental health treatment.

**Discussion**

The City of Fresno will use the Emergency Solutions Grant program funds in the following categories of activities:

- Street Outreach and Emergency Shelter (32.5% of allocation)
- Homelessness Prevention (4.4% of allocation)
- Rapid Re-Housing (52.1% of allocation)
- HMIS (3.5% of allocation)
- ESG Administration (7.5% of allocation)

---

WestCare California	360,512
Marjaree Mason Center	140,285
Poverello House	10,000
HMIS Administrator (FHA)	19,785
City Administration	39,321
<b>TOTAL</b>	<b>\$ 569,903</b>

---

**AP-70 HOPWA Goals– 91.220 (I)(3)**

<b>One year goals for the number of households to be provided housing through the use of HOPWA for:</b>	
Short-term rent, mortgage, and utility assistance to prevent homelessness of the individual or family (STRMU)	21
Tenant-based rental assistance (TBRA)	<del>1620</del> 1620
Units provided in permanent housing facilities developed, leased, or operated with HOPWA funds	0
Units provided in transitional short-term housing facilities developed, leased, or operated with HOPWA funds	20
Total	<del>6457</del> 6457



## **AP-75 Barriers to Affordable Housing – 91.220(j)**

---

### **Introduction**

The City of Fresno identified several constraints to the development, maintenance, and improvement of housing and affordable housing in its most recent Housing Element.

- Market Constraints
  - Land Cost and Availability
  - Land Use Controls
  - Off-Site Improvements
  - Materials and Labor
  - Financing Costs
- Other Non-Governmental Constraints
  - Accessibility to Mobility
  - Social Perceptions
- Excessive Land Value in Select Areas
- Governmental Constraints
  - Governmental Layers for Entitlements
  - Annexation
  - Development Review Process Components
  - Fees and Exactions

***Actions it planned to remove or ameliorate the negative effects of public policies that serve as barriers to affordable housing such as land use controls, tax policies affecting land, zoning ordinances, building codes, fees and charges, growth limitations, and policies affecting the return on residential investment***

During the PY 2017 year, the City will commit to the following actions to reduce the barriers to affordable housing (see Chapter 6 of 2015 Housing Element):

- Providing development incentives such as planning entitlement fee reductions for projects constructed in the City's Inner City Fee Reduction Target Area density bonuses for eligible projects Measure C TOD fee reduction programs for eligible projects
- Strengthening partnerships with Affordable Housing Developers

- Encouraging the development of adequate housing to meet the needs of persons with special needs;
- Assisting Individuals Experiencing Homelessness (ESG)
- Outreach and technical assistance to mobile home park residents
- Support to Fresno Housing Authority for marketing of Housing Choice Vouchers in areas of opportunity;
- Streamlining Approval for Downtown Housing Projects Consistent with Housing Element
- Preventing Displacement through the Downtown Displacement Program
- Reducing housing utility costs through the Home Energy Tune-Up Program
- Expediting entitlements through the Business Friendly Fresno Program;
- Incentivizing large and small lot development
- Implementing comprehensive code enforcement, including an interior rental re-inspection program;
- Improving infrastructure
- Rehabilitating housing'
- Enhancing police service to high crime neighborhoods;
- Contracting with the Fair Housing Council to provide fair housing services
- Implementing an integrated Equitable Communities program to encourage investment in areas of need and to encourage affordable housing in areas of opportunity.

The City recently updated its Development Code. The updated eDevelopment eCode makes it easier to develop compact, walkable, affordable housing along high capacity transit corridors and in downtown. These Code changes positively impact the availability of housing that meets the State of California guidelines for affordability for low and very low income households. It is anticipated that the City will evaluate its post-RDA housing properties for reuse as affordable housing; however it is not expected that these properties will be available during the program year.

## **AP-85 Other Actions – 91.220(k)**

---

### **Introduction**

In addition to outlining projects that the City will actively pursue with available federal resources, the City must also describe “other actions” outlined below, as required by the federal regulations.

### **Actions planned to address obstacles to meeting underserved needs**

With a recognized deficit of parks and open space, the City continues to seek partnerships which increase the availability of parks and open space in underserved neighborhoods. The City has prioritized established neighborhoods for reinvestment – especially focusing on high intensity transit corridors for development and redevelopment. These actions will provide new or reconstructed infrastructure in low-mod census tracts and adjacent to low-mod neighborhoods. Bus Rapid Transit (BRT) will be under construction in the next year and operational in the next two years. This highly efficient alternative transportation option will enhance surrounding low-mod neighborhoods.

### **Actions planned to foster and maintain affordable housing**

The City coordinates closely with the Housing Authority, local nonprofit housing providers, and other governmental agencies to identify resources available for fostering and maintaining affordable housing. These actions include support for **Low Income Housing Tax Credit** applications for both 9% and 4% tax credits, support for Cap and Trade applications for the development of new **Transit-Oriented Development (TOD)** housing options, and monitoring of the mobile home rent control guidelines. **The City recently completed a CalHome Grant program provided by the State of California’s Department of Housing and Community Development for first-time home buyers. As available, the City will apply for future funding opportunities.**

**The City is committed to setting aside HOME funds for eligible Community Housing Development Organizations (CHDO) for the development of eligible affordable housing projects. Non-CHDO developers may also submit proposals for HOME entitlement funds for eligible affordable housing development projects. The City is also committed to continued funding of rehabilitation utilizing CDBG and/or HOME funds to provide assistance to owner-occupied households meeting income eligibility criteria.**

### **Actions planned to reduce lead-based paint hazards**

To address potential and actual health hazards derived from lead-based paint (LBP) the City of Fresno will support the Fresno County Human Services Agency's efforts to identify and remediate hazards caused by LBP, provide outreach to the community regarding structural dangers or cultural practices that may cause lead poisoning, and continue to include lead abatement practices in code enforcement and rehabilitation programs as feasible. The City supported Fresno County in its application for supplemental HUD funds to address and remove lead paint hazards. **In addition, the City will implement a complimentary lead paint abatement program and has two California State Certified Lead Inspectors/Assessors on staff.**

### **Actions planned to reduce the number of poverty-level families**

The City of Fresno allocates funding for homeless prevention and housing, including emergency shelter, transitional housing, and permanent housing. The City of Fresno will continue to provide assistance for the homeless and those in danger of becoming homeless and improve communication and service delivery capabilities of agencies and organizations that provide programs to assist the homeless.

The City of Fresno assists persons that are homeless or vulnerable to becoming homeless is provided through nonprofit agencies and City of Fresno departments. Services and activities provide free and reduced price services so that low-income persons are able to use their income for other expenses:

- The Parks and Community Services Department provides seniors low cost or free meals at community centers in low-income neighborhoods.
- ~~The City of Fresno~~ **communicates information related to** ~~provides~~ cooling centers in the summer for homeless and low income persons that do not have access to cooled environments and also to offset the cost associated with cooling a home. There are also warming centers in the winter when the temperatures drop below 35 degrees.
- ~~The City of Fresno Transportation Department provides bus services to these centers free of charge. These centers are located at community centers throughout Fresno and specifically in low-income areas.~~
- The Sustainability Division provides home energy audits for exterior and interior energy efficiency rehabilitation.
- ~~Additionally, area nonprofits receive funding from HUD through the Supportive Housing Program (SHP) to assist homeless families and individuals, and the chronically homeless.~~
- ~~Saturday Parks Programs at school sites.~~

- 

The City of Fresno has partnered with local homeless care providers and the FMCoC to adopt and implement a ten year plan to end chronic homelessness. The City of Fresno is a part of the FMCoC and services provided by these agencies are direct services with the goal of ending chronic homelessness. Through the ESG Program the City of Fresno funds agencies that provide services and activities such as:

- Homelessness and psychosocial assessments
- Case management
- Referrals to other service and programs
- Transportation; meals
- Shelter

#### *Economic Development Activities*

As discussed in the Consolidated Plan, the City of Fresno will provide economic development and employment opportunity programs through a variety of funding sources, and will focus its economic activities and budget on four major areas:

1. Foster an environment that will lead to the creation of new jobs and the retention of existing jobs;
2. Encourage entrepreneurs to establish new businesses;
3. Work with existing Fresno businesses to encourage them to stay in Fresno, expand, and create additional jobs; and
4. Attract new businesses to Fresno with a focus on regional job initiative industry clusters.

Recent examples of successful economic development efforts include the ground breaking of an Amazon Distribution Center on June 19, 2017. This effort will bring at least 1,500 jobs. Additionally, Ulta Beauty expects to hire 500-1,000 full time employees at their distribution center in Fresno, which is now under construction.

#### **Actions planned to develop institutional structure**

The City is undertaking a series of technological improvements and enhancements designed to streamline development applications, coordinate with other City services and provide more accessible information to the public. While these changes to the City's land management system will take several years to implement, the actions will provide the public with quick and easy access to zoning, business licensing, permitting, code enforcement, and other data currently difficult to access.

Housing Division staff ~~will have~~ has access to additional online, local and regional training to improve and enhance the City's knowledge of federal and state funding opportunities. All new funding designated to service established neighborhoods will leverage the federal programs in eligible low-mod census tracts. **The City has improved efforts to efficiently and expediently distribute funds related to HUD programs and is requiring the completion of HUD trainings and webinars to maintain the level of expertise required.**

**Actions planned to enhance coordination between public and private housing and social service agencies.**

The City will continue to participate as a member of the FMCoC with other social service and housing providers for homeless activities, **such as the Community Conversations network**. City staff will participate in local and regional workshops designed to develop relationships with other providers and improve coordination.

The Administration of the City meets regularly with the Fresno Housing Authority, **Fresno County**, other cities in the Central Valley, and nonprofit agencies. The City actively recruits new investment in underserved neighborhoods.

The NRT Team **(now funded through non-federal funds)** works closely with a number of partners, including Fresno Unified School District, Habitat for Humanity, and other neighborhood stakeholders, in its neighborhood revitalization efforts.

## **Monitoring**

The City of Fresno has established a monitoring system to ensure that federal regulations, local policies and program guidelines are met. The monitoring system encompasses both entitlement program monitoring and project monitoring. The City of Fresno's Monitoring Plan for the Consolidated Plan and each annual Action Plan was established to meet three primary goals:

- Ensure that all activities and initiatives funded, in part or in whole, with HUD funds are consistent with the approved Consolidated Plan.
- Ensure that all projects and or programs funded are implemented by a competent subrecipient and administered in a timely and financially prudent manner; and that all funds expended are in compliance with federal regulations.
- Ensure that all activities funded are evaluated and monitored regularly, and that performance is assessed and reported.

### Entitlement Program Monitoring

Each entitlement program has specific monitoring requirements such as timely use of funds, commitment requirements, and uniform administrative requirements that must be met. The City of Fresno tracks these activities throughout the fiscal year.

### Project/Activity Monitoring and Administration

City of Fresno Staff will determine that the national objective, activity eligibility and appropriate regulatory requirements to monitor the activity/project are established. Monitoring activities include, but are not limited to, compliance with national objectives, labor standards, financial management, and environmental assessments. Staff conducts desk monitoring of drawdown requests throughout the year. Site monitoring will be based on a risk assessment at the beginning of the program year. However, rehabilitation and construction projects are monitored by Project Managers, Housing Specialists and a labor standards review throughout the construction period and the affordability terms.

### Minority Business Outreach (MBE/WBE)

The City of Fresno has established a Disadvantaged Business Enterprise (MBE) Program in accordance with the regulations of the U.S Department of Housing and Urban Development (HUD). The City of Fresno in the past has received federal financial assistance from HUD and as a condition of receiving this future/ongoing assistance, the City of Fresno has signed an assurance that it will comply with 24 CFR Subtitle A, Part 85, Subpart C, §85.36.

**AP-90 Program Specific Requirements – 91.220(I)(1,2,4)**

---

**Community Development Block Grant Program (CDBG) 24 CFR 91.220(I)(1)**

Projects planned with all CDBG funds expected to be available during the year are identified in the Projects Table. The following identifies program income that is available for use that is included in projects to be carried out.

- |  |          |
|--|----------|
| 1. The total amount of program income that will have been received before the start of the next program year and that has not yet been reprogrammed  | 0        |
| 2. The amount of proceeds from section 108 loan guarantees that will be used during the year to address the priority needs and specific objectives identified in the grantee's strategic plan. | 0        |
| 3. The amount of surplus funds from urban renewal settlements  | 0        |
| 4. The amount of any grant funds returned to the line of credit for which the planned use has not been included in a prior statement or plan   | 0        |
| 5. The amount of income from float-funded activities   | 0        |
| <b>Total Program Income:</b>   | <b>0</b> |

**Other CDBG Requirements**

- |   |         |
|---|---------|
| 1. The amount of urgent need activities   | 0       |
| 2. The estimated percentage of CDBG funds that will be used for activities that benefit persons of low and moderate income. Overall Benefit - A consecutive period of one, two or three years may be used to determine that a minimum overall benefit of 70% of CDBG funds is used to benefit persons of low and moderate income. Specify the years covered that include this Annual Action Plan. | 100.00% |



## **HOME Investment Partnership Program (HOME) 24 CFR 91.220(I)(2)**

***A description of other forms of investment being used beyond those identified in Section 92.205 is as follows:***

The City will not employ other forms of investment beyond those identified in Section 92.205.

***A description of the guidelines that will be used for resale or recapture of HOME funds when used for homebuyer activities as required in 92.254, is as follows:***

For HOME-funded homebuyer assistance loans, the Promissory Note, Deed of Trust, and Homebuyer Agreement are the enforcement mechanisms for the city's resale and recapture provisions. The City will use the recapture provisions in all cases where a homebuyer subsidy exists. The City will enforce the minimum periods of affordability based on the amount of homebuyer subsidy provided to the buyer:

- Five years for less than \$15,000
- Ten years for between \$15,000-\$40,000, and
- Fifteen years for more than \$40,000.

Recapture provisions are based on 24 CFR 92.254 (a) (5) (ii), which stipulates the conditions for recapture of the HOME investment used to assist low income families in purchasing a home. Homebuyer recapture provisions are included in, or as a deed restriction rider, to the recorded deed of trust that secures a HOME loan Note, and requires recapture of funds if the home does not continue to be the borrower's principal residence or if all or any part of the property or any interest in it is sold, rented, conveyed or transferred during the duration of the period of affordability. Recapture provisions also stipulate that only the direct subsidy to the homebuyer is subject to recapture, which includes down payment assistance, closing cost, other home assistance provided directly to homebuyer, and the difference between fair market value and the sales price.

The net proceeds are the sale price minus the senior loan repayment (other than HOME funds) and any closing costs. If the net proceeds are not sufficient to recapture the full HOME investment plus enable the homeowner to recover the amount of the homeowner's down payment and any capital improvement investment made by the owner since the purchase, the City may share the net proceeds. The net proceeds may be divided proportionally between the City and the homeowner as set forth in the following mathematical formulas:

HOME subsidy x Net proceeds = HOME amount to be recaptured

HOME subsidy + homeowner investment

Homeowner investment x Net proceeds = amount to homeowner

HOME subsidy + homeowner investment

In the event of foreclosure, the amount subject to recapture is based on the amount of net proceeds (if any) from the foreclosure sale.

***Plans for using HOME funds to refinance existing debt secured by multifamily housing that is rehabilitated with HOME funds along with a description of the refinancing guidelines required that will be used under 24 CFR 92.206(b), are as follows:***

The City does not refinance existing debt for multifamily housing projects.

***For the HOME program, describe eligible applicants, your process for soliciting and funding applications/proposals, and where information can be obtained. Does the city plan to limit the beneficiaries or give preferences to a particular segment of the low-income population in its HOME program, and if so, provide a description of the limitation or preference.***

The City issued a NOFA for affordable housing developers as part of the planning process. Additional details can be found on the City's website below. A portion of these funds will be reserved for qualified Community Housing Development Organizations (CHDOs).

<http://www.fresno.gov/Government/DepartmentDirectory/DARM/Housing/default.htm>

The TBRA program will be administered by the Fresno Housing Authority and will be targeted to homeless households as outlined in the Status Update of the City and County of Fresno 10-Year Plan to End Chronic Homelessness. **Interested parties apply in person at the Fresno Housing Authority on 1331 Fulton Mall, Monday through Thursday between the hours of 8:00 am and 4:00 pm. An assessment and case management assignments are made in order to determine the level of assistance and program determination.**

The HOME-funded rehabilitation program will be administered by the City's DARM Department. This program will not have any preferences, but homeowners must meet the income criteria and other program guidelines. Applications will also be available on the City's website at [www.Fresno.gov/Housing](http://www.Fresno.gov/Housing). **The City will conduct outreach when the application**

process is made available, and establish a contact list of interested applicants prescreened for eligibility, and contacted on a first-come, first-served basis.

Emergency Solutions Grant (ESG) 91.220(l)(4)

***Include written standards for providing ESG assistance (may include as attachment)***

The City and County administrations have jointly adopted ESG Policies and Procedures (PPGs) for ESG providers. The City ~~will~~ continues to work cooperatively with Fresno the County and the Fresno Madera Continuum of Care (FMCoC) FMCoC to update the ESG Policies and Procedures, attached. ~~A copy of the current document is included in Exhibit C.~~ In addition, the City, County and FMCoC are also working with a consultant to document written standards.

***If the Continuum of Care has established centralized or coordinated assessment system that meets HUD requirements, describe that centralized or coordinated assessment system.***

The Homeless Management Information System (HMIS) is used by all local homeless providers participating in the FMCoC. HMIS is a database used to track performance and outcomes for the agencies. As the HMIS Lead of the FMCoC, the Fresno Housing Authority plays a critical role in coordinating the annual Pint-in-Time Count (PITC), collecting data, and distributing results from the annual count. The work of the Housing Authority in this regard meets and exceeds HUD requirements for the implementation and compliance of Homeless Management Information System Standards.

The FMCoC ~~Fresno Madera Continuum of Care's~~ Coordinated Entry System utilizes a common assessment tool – the Vulnerability Index (VI). The VI gave the community a way to identify and triage individuals most at risk. The VI was enhanced to the Vulnerability Index Service Prioritization Decision Assistance Tool (VI-SPDAT), which further triaged individual's priority for housing and other services.

All member agencies of the FMCoC have committed to using both the assessment tool and the Coordinated Entry System ~~managed in partnership by FMCoC members.~~ The assessment system is a client-centered process that streamlines access to the most appropriate housing interventions for individual or families experiencing homelessness.

The Multi-Agency Access Program (MAP) Point at the Poverello House (Pov) was the first coordinated physical entry point collectively developed by the Community Conversations stakeholder group. The MAP Pont at the Pov served as ~~a~~ the first physical location of the Coordinated Entry System. The program has proved successful in its first two years and has begun expansion. Main components of this process include:

1. Assessment,
2. Navigation and Case Conferencing,

3. Housing Referral with Choice, and
4. Data Collection and Communication.

***Identify the process for making sub-awards and describe how the ESG allocation available to private nonprofit organizations (including community and faith-based organizations).***

The City of Fresno issued a Request for Proposals for the 2017-2018 program year. Prior to this release, the City consulted with the FMCoC on the needs of homeless in the community and the best use of ESG funds per category. Within the HUD defined homeless categories, the City of Fresno has determined the following sub-populations are a high priority for ESG services:

- Unsheltered homeless persons who are living outdoors or in other places not intended for human habitation;
- Chronically homeless persons;
- Homeless veterans; and
- Other homeless persons who have been identified as highly vulnerable.

In addition, the following populations are also a priority for ESG services in the City of Fresno:

- Unaccompanied youth under the age of 18;
- Youth aging out of the foster care system;
- Victims of domestic violence; and
- Households with children.

Proposals that propose to serve these populations will be given additional points in the scoring process. Proposals providing ESG services to populations outside of the identified high priority population will be considered for funding.

Bidders may propose to provide all or a portion of the ESG eligible activities stated above. Qualified/eligible vendor(s) are those agencies that are State certified non-profit entities, validly existing in California, with a tax-exempt IRS determination letter, as of the date the bid is submitted, or public agencies that are qualified to receive ESG funds under applicable federal rules. Qualified/eligible vendors are those that have a minimum of two years' experience serving the beneficiary populations and a minimum of two years' experience utilizing federal, state and/or local funding.

The RFP was published on the City's website, and widely distributed to an electronic distribution list of over 500 e-mail addresses. A joint review committee reviews applications, and may include the City, County, and FMCoC representatives which rate and rank the proposals. Recommendations for funding are presented to the Housing and Community Development Commission and to the Fresno City Council for adoption.

***If the jurisdiction is unable to meet the homeless participation requirement in 24 CFR 576.405(a), the jurisdiction must specify its plan for reaching out to and consulting with homeless or formerly homeless individuals in considering policies and funding decisions regarding facilities and services funded under ESG.***

During the development of the Consolidated Plan, the City consulted with the FMCoC in making decisions related to ESG funds for the five year cycle. The FMCoC includes representation from the homeless community, which meet the homeless participation requirement in 24 CFR 576.405(a).

***Describe performance standards for evaluating ESG.***

The following performance standards are outlined in the City's adopted written policies, however, updates to the standards are currently under way:

1. Decrease the number of homeless youth and households with children by 10% from the FMCoC Point in Time Count of January 2016~~2~~.
2. Increase the percentage of participants in transitional housing that move into permanent housing to ~~80~~65% or more.
3. Increase the percentage of participants that are employed at program exit to ~~25~~0% or more.