




Community Development Division

**Consolidated Annual
Performance Evaluation Report
(CAPER)**

September 14, 2023



Contents

HUD CPD Programs & the CAPER Overview

2022-2023 Accomplishments

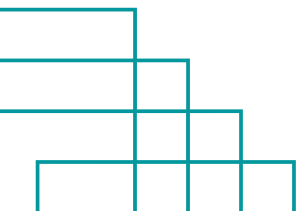
- Affordable Housing

- Homelessness


- Community Services

- Public Facilities & Public Improvements


- Fair Housing



HUD CPD Programs and the CAPER



HUD Community Planning and Development




Decent
Housing



Suitable Living
Environment




Economic
Opportunities



Before the Program Year




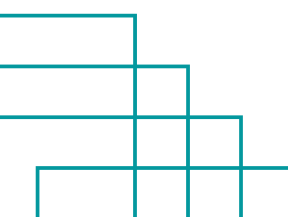
HUD provides funds to the City
CDBG · HOME · ESG · HOPWA



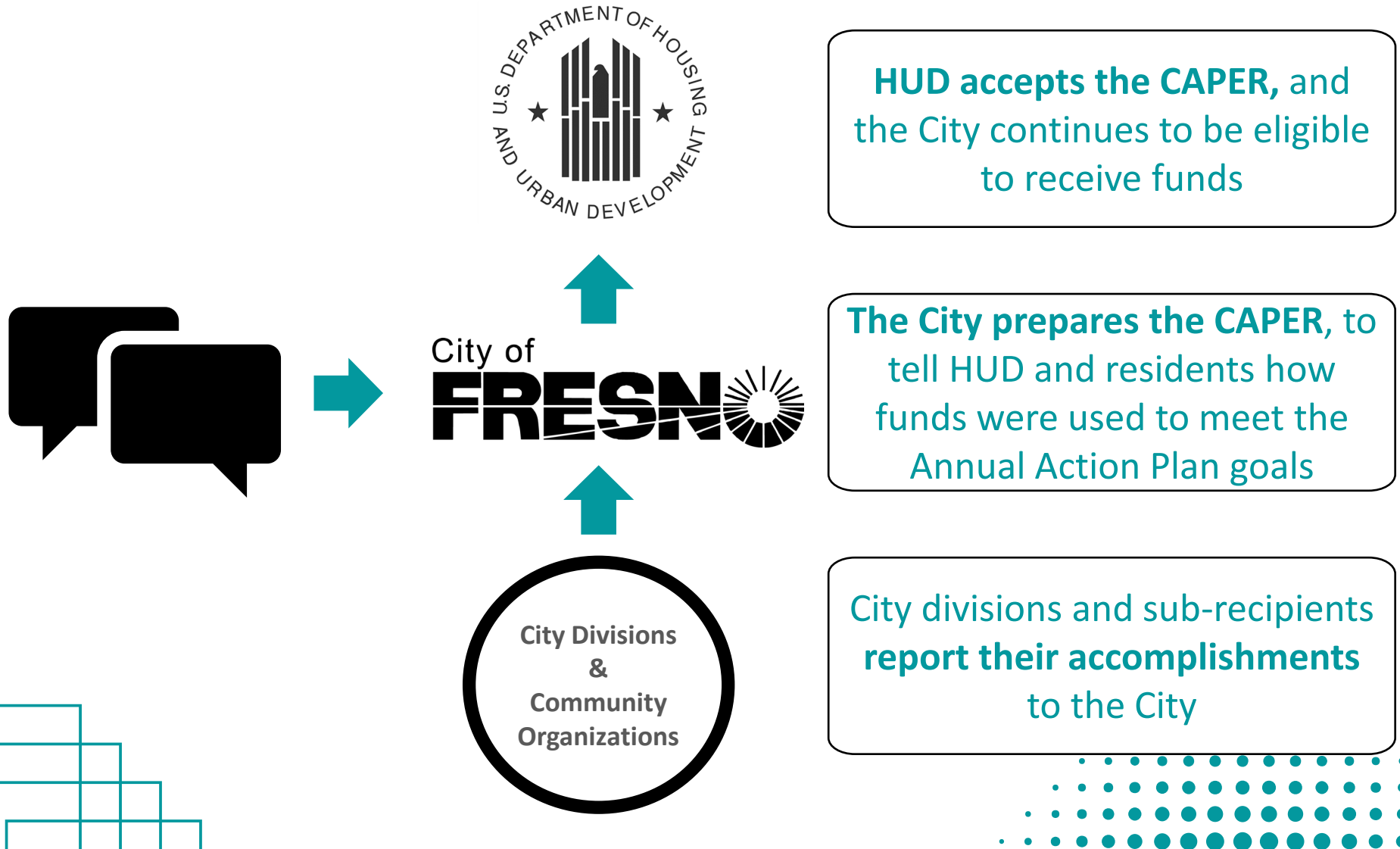
The City prepares its goals in an
Annual Action Plan after
consulting with residents

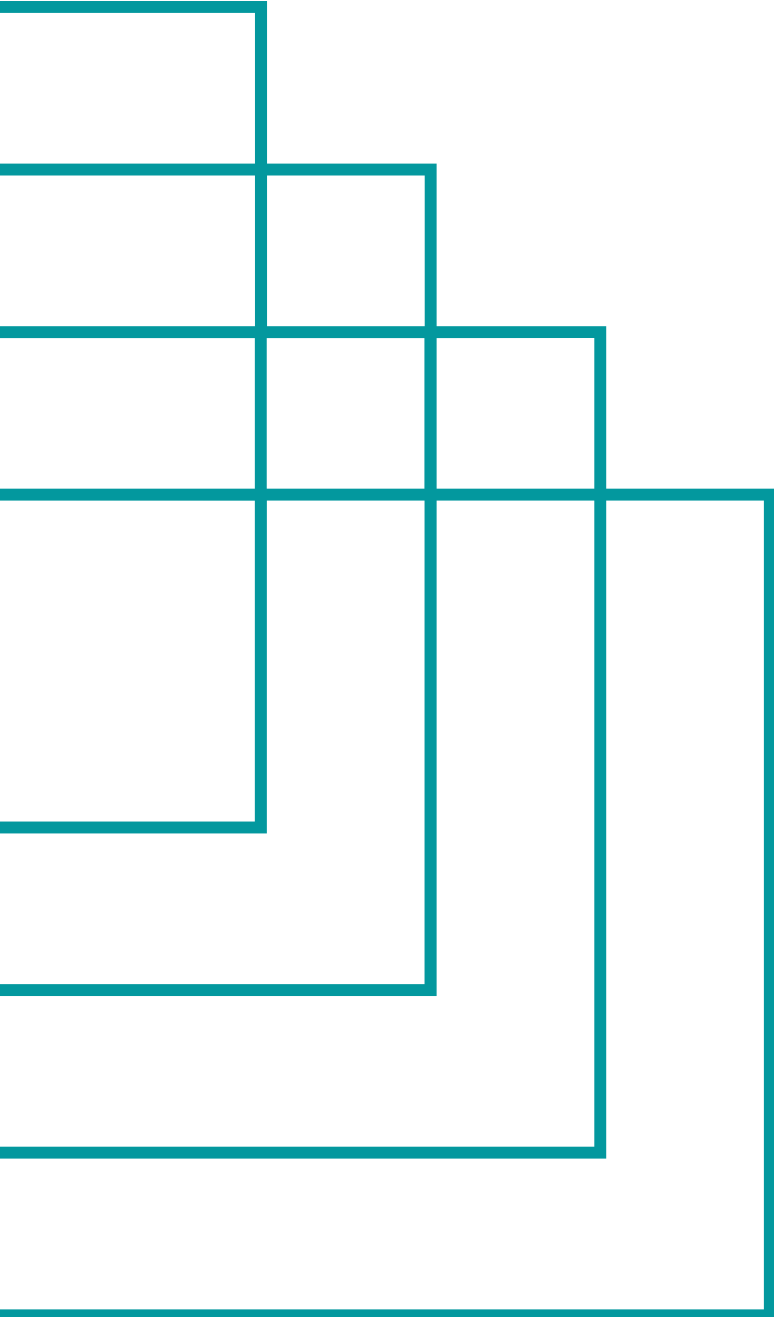


The City approves project
activities and provides funding
for City departments and
community organizations



After the Program Year






2022-2023 CAPER

July 1, 2022 – June 30, 2023

Only actual activities and actual expenses recorded during this time frame are reported

Many activities are multi-year projects, in which case their accomplishments will only be reported in the year they are completed



2022-2023 CAPER



Expenditures Reported in the CAPER

Source of Funds	Amount Expended
Community Development Block Grant (CDBG)	\$3,429,984
HOME Investment Partnerships (HOME)	\$137,688
Emergency Solutions Grant (ESG)	\$482,304
Housing Opportunities for people with AIDS/HIV (HOPWA)	\$487,518
Community Development Block Grant – Coronavirus (CDBG-CV)	\$4,429,107






2022-2023 CAPER Accomplishments


Typically reported as the number of people assisted or the number of affordable housing units

Presented according to which plan priority they supported

- Affordable Housing
 - Homelessness
 - Community Services
 - Public Facilities and Public Improvements
 - Fair Housing
- 

2022-2023


Accomplishments



Priority: Affordable Housing

Increase development, preservation, and rehabilitation of affordable housing for low-income and special needs households

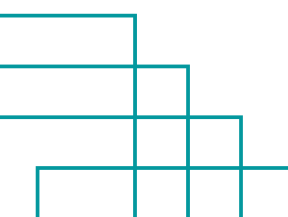
2022-2023 Goal	Expected	Actual
Homeowner Housing Added	2	0
Homeowner Housing Rehabilitated	15	48
Rental Units Constructed	22	11



New Affordable Rental Housing



FRESNO VIBRANT
COMMUNITIES
QUALITY HOUSING **HOUSING**
AUTHORITY ENGAGED
RESIDENTS



Affordable Housing Development Underway



The Arthur at Blackstone

41 apartments



Annadale Phase II Single-Family Project

22 homes

Walnut/Florence/Plumas Single-Family Project

17 homes



Affordable Housing Development Underway



Barcus and Rialto
Single-Family Housing
2 homes



Sun Lodge
64 apartments

Brand Haven Senior Housing Project
180 apartments



Housing Rehabilitation



Senior Paint and Exterior
Repair Program

16 completed

Home Repair and
Rehabilitation Program

16 completed

Housing Rehabilitation/
Repair Program

7 completed

Roof Program


9 completed



Priority: Homeless Prevention

Provide assistance to those experiencing homelessness or are at-risk of experiencing homelessness

2022-2023 Goal	Expected	Actual
Public Service Activities	601	2,837
Tenant-Based Rental Assistance/Rapid Rehousing	162	269
Overnight Shelter	0	2,464



Community Development Block Grant (CDBG)



Domestic Violence Survivor Safe Housing

26 survivors assisted



Community Development Block Grant – Coronavirus (CDBG-CV)




Journey Home
509 people assisted

Step Up at 99
827 people assisted



Travel Inn
705 people assisted

Tenant and Landlord Counseling
5 households assisted



Emergency Solutions Grant (ESG)



Poverello
House

Homeless Prevention

56 people assisted

Rapid Rehousing

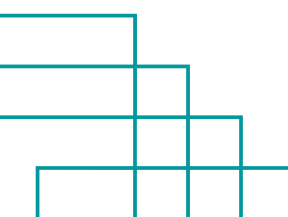
108 people assisted

Emergency Shelter


397 people assisted

Street Outreach

1,736 people assisted



HOME Investment Partnerships (HOME)



**HOME Tenant-Based Rental
Assistance Program**
16 people assisted



Housing Opportunities for People with AIDS (HOPWA)




**Rapid Rehousing; Short-term Rent,
Mortgage, and Utility Assistance; Tenant-
Based Rental Assistance; or Housing through
Short-term or Transitional Facilities**

145 people assisted

**Supportive Services; Referral and Housing
Services; or Non-Housing Services**

1,040 people assisted

Priority: Public Infrastructure and Facilities



Provide public infrastructure and facilities improvements to strengthen neighborhood revitalization.


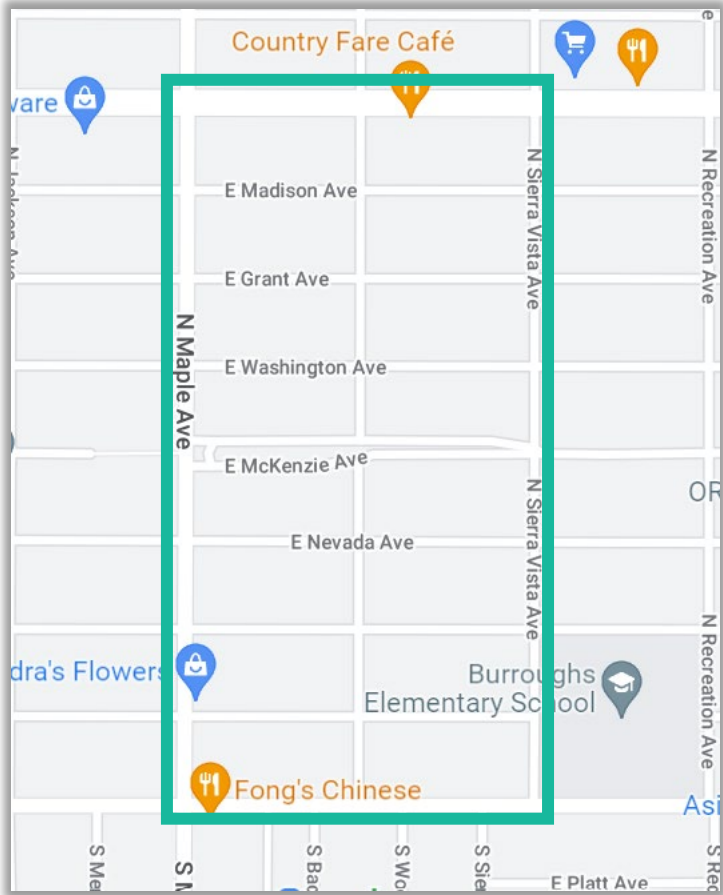
2022-2023 Goal	Expected	Actual
Public Facility or Infrastructure Activities	2,545	70,685



Street Improvements




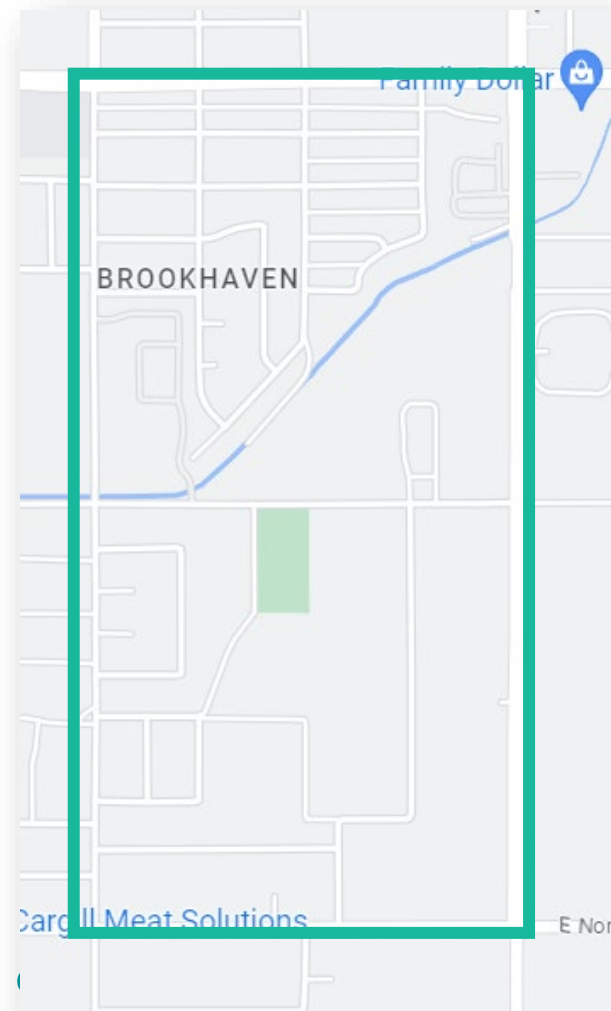
Burroughs Elementary
Neighborhood Street
Reconstruction – Phase Two
20,170 people



Street Improvements



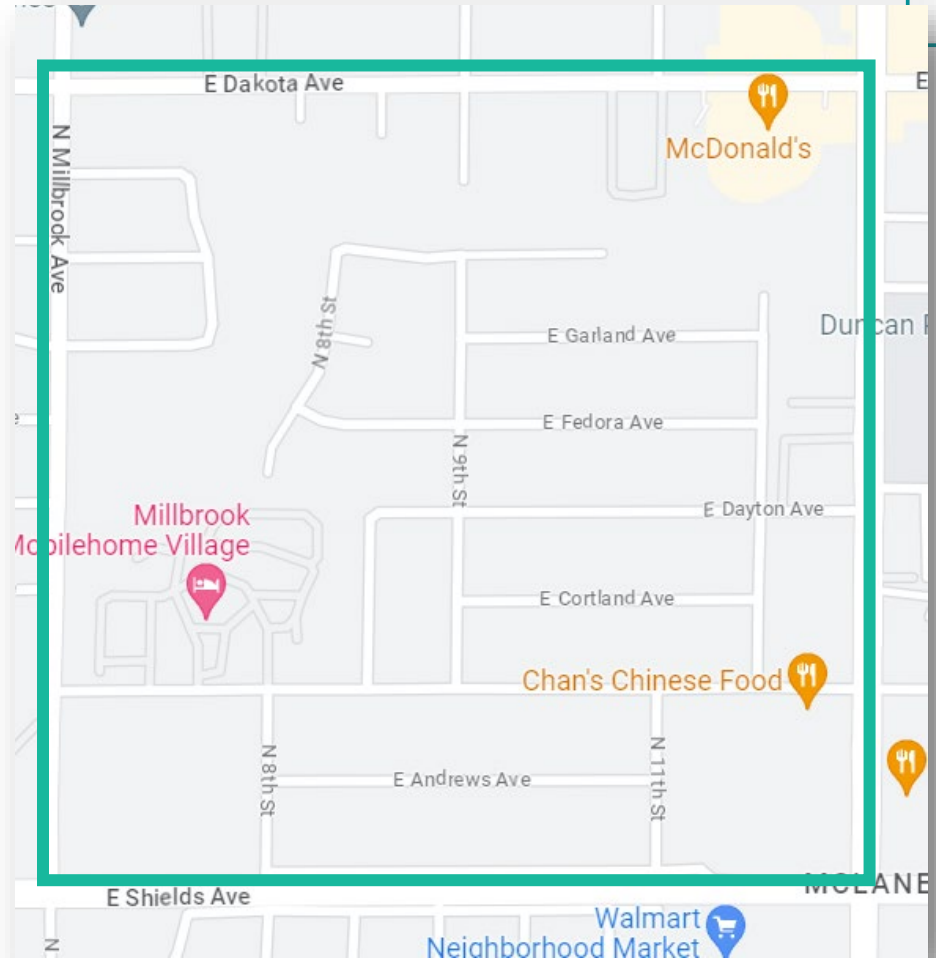
The Ivy – Annadale to Chester
Neighborhood Street
Improvements Project
3,665 people



Street Improvements



The Shields – Cedar – Dakota –
Millbrook Street
Reconstruction Project
15,755 people


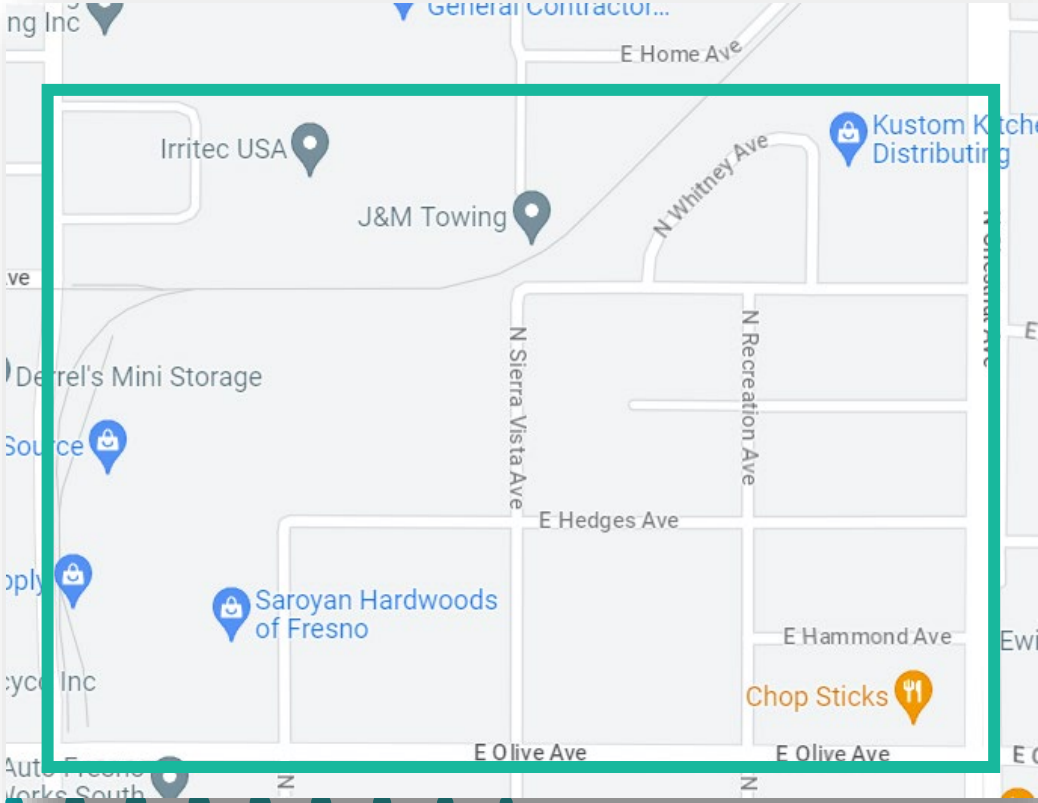


Street Improvements



The Olive – Maple – Whitney –
Chestnut Street Reconstruction
Project


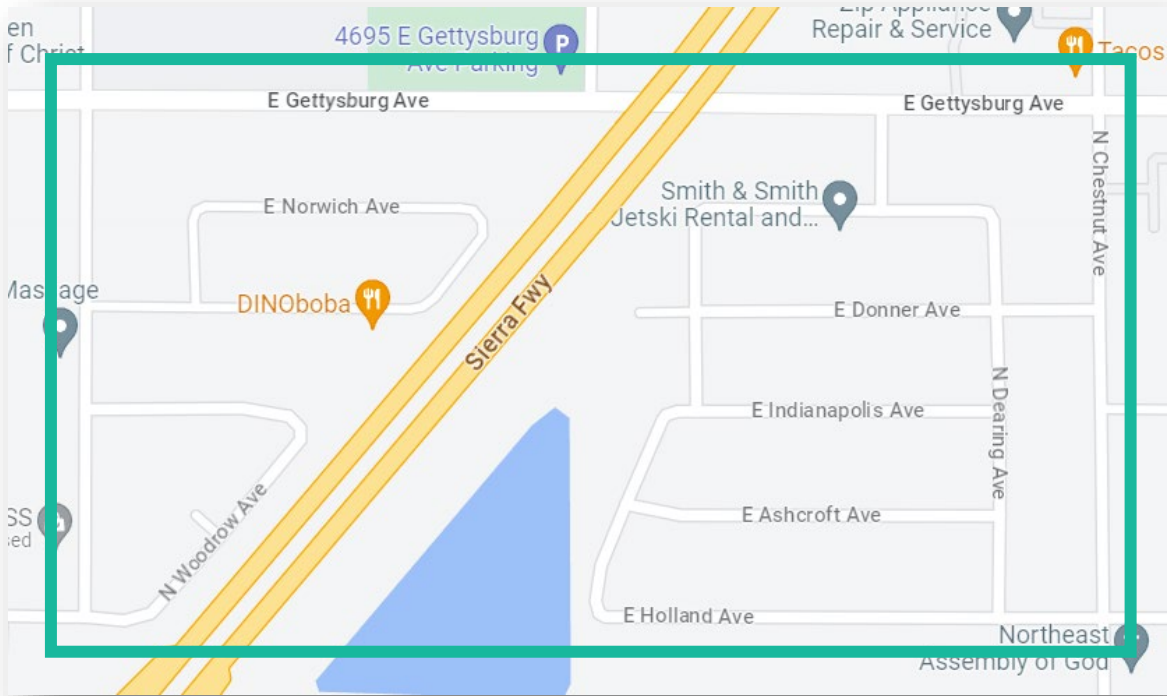
17,750 people



Street Improvements


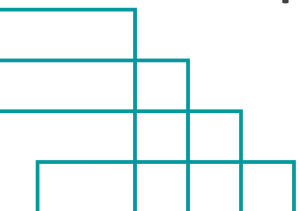


The Maple – Gettysburg
to Holland Street
Reconstruction Project
10,590 people




Additional Public Facilities and Public Improvements Underway

- The Webster Community Canal Barricade
- The Ericson Elementary Neighborhood Street Reconstruction
- The Highway City Neighborhood Street Reconstruction
- The Yosemite Middle School Complete Streets Design
- Roberts and 10th Neighborhood Street Improvements




Park Facilities Improvements

Fink White Learner Pool
2,755 people



Additional Park Facility Improvements Underway

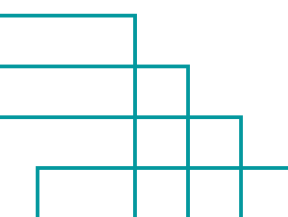
- Frank H. Ball ADA Improvements
- Maxie L. Parks HVAC Design
- Hinton Restroom and Field Lighting
- JSK Victoria West Playground and Shade Structure
- Dickey Playground Tot Lot Replacement
- Fink-White Splash Park



Priority: Community Services

Provide assistance to low-income and special needs households.

2022-2023 Goal	Expected	Actual
Public Service Activities	1,784	926
Businesses Assisted	30	32



Non-Profit Community Services



Afterschool and Youth Programs

873 youth served

Fair Housing Outreach Program

54 people served




Non-Profit Community Services




OASIS Adult Day Care Program
53 seniors served

**Business Visibility Initiative
Microenterprise Program**
32 microenterprise businesses served



Priority: Fair Housing

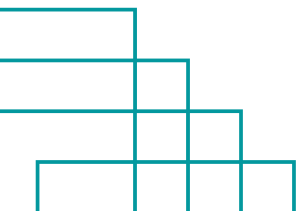


Recommended Activities to address Private & Public Sector Barriers



Fair Housing Highlights

- One Fresno Housing Strategy
- Emergency Rent and Relocation Demonstration Program
- Housing Element
- Resources for Independence, Central Valley Fair Housing Program
- Pro-housing designation





Community Development Division

View the CAPER at
www.fresno.gov/housing

