





NOT TO SCALE
May 25, 2018

PUBLIC WORKS DEPARTMENT
TRAFFIC AND ENGINEERING SERVICES DIVISION
FEATURES TO BE ADDED BY ANNEXATION NO. 92
COMMUNITY FACILITIES DISTRICT NO. 11

LANDSCAPE AND IRRIGATION:



OUTLOT A (TURF) = 6,860 SF



BUFFERS/PARKWAYS (TREES & SHRUBS) = 66,152 SF
HALF TEMPERANCE MEDIAN = 6,012 SF

LARGE TREES = 130 EA

SMALL TREES = 29 EA

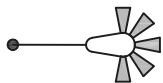


INTERIOR PAVEMENT:
TOTAL AREA = 226,464 SF

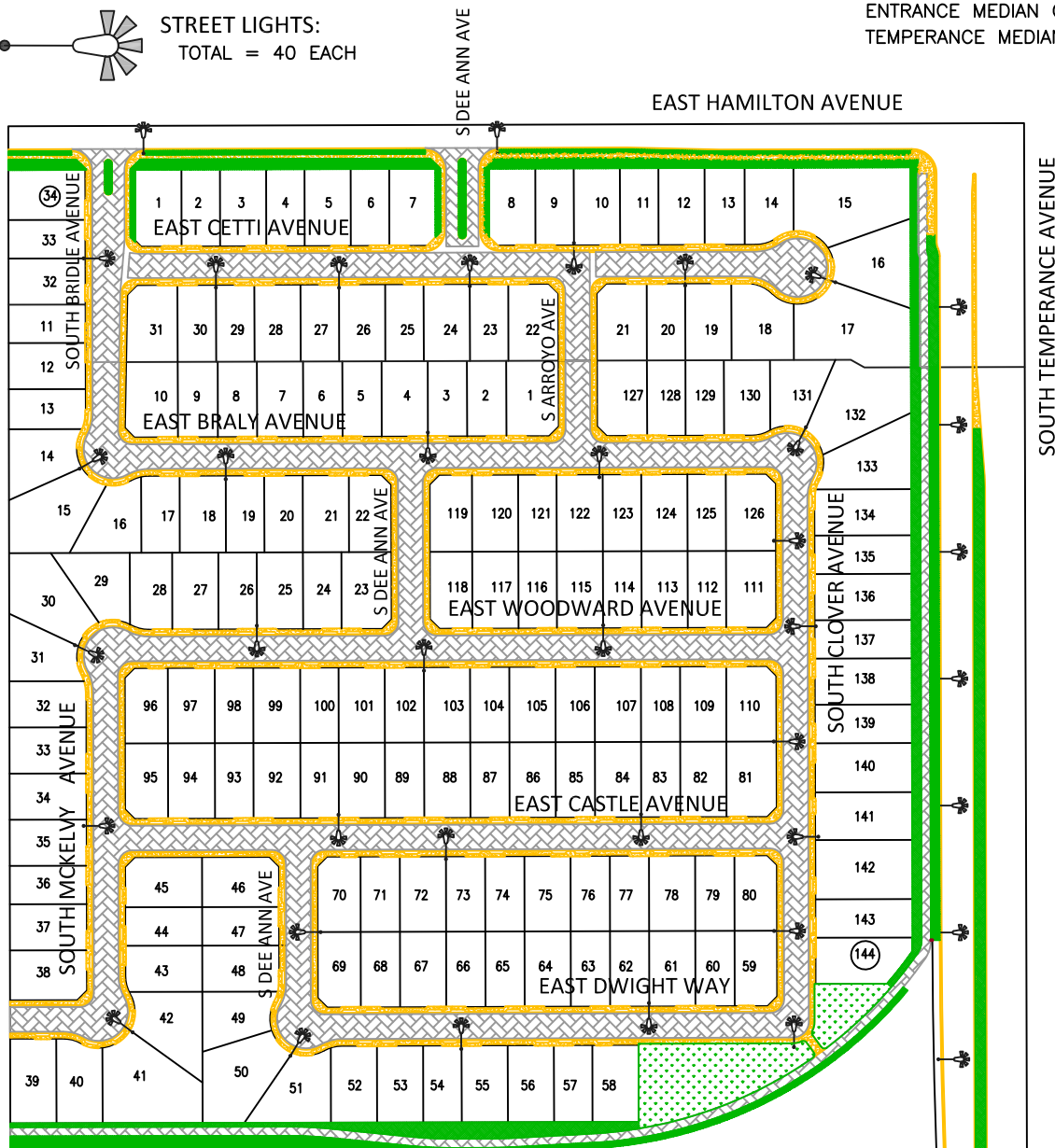
TRAIL PAVEMENT:
TOTAL AREA = 27,302 SF



CONCRETE IMPROVEMENTS:
CURB & GUTTER = 14,348 LF
VALLEY GUTTER = 1,369 SF
SIDEWALK & CURB RAMPS = 74,263 SF
ENTRANCE MEDIAN CURB = 324 LF
TEMPERANCE MEDIAN CAPPING = 1,717 SF



STREET LIGHTS:
TOTAL = 40 EACH



EAST CALIFORNIA ALIGNMENT