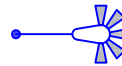


NOT TO SCALE
July 16, 2019

LANDSCAPE AND IRRIGATION:




BUFFERS/OUTLOTS (TREES & SHRUBS) = 68,736
MEDIANS (TREES & SHRUBS) = 1,846 SF
LARGE TREES = 75 EA
SMALL TREES = 58 EA



STREET LIGHTS:


TOTAL = 47 EACH

CONCRETE IMPROVEMENTS:



CURB & GUTTER = 14,427 LF
VALLEY GUTTER = 4,892 SF
SIDEWALK & CURB RAMPS = 72,087 SF
ENTRANCE MEDIAN CURB = 468 LF

STAMPED CONCRETE




FOWLER MEDIAN CAPPING = 601 SF
MAINTENANCE BAND = 628 SF

INTERIOR PAVEMENT:



TOTAL AREA = 230,154 SF

FOWLER MEDIAN DG



TOTAL AREA = 127 CF

