



# Community Engagement Analysis for the Consolidated Planning Process

## City of Fresno

Prepared by Maya Abood  
California Coalition for Rural Housing



# Citywide Results of Community Engagement

## THE COMMUNITY ENGAGEMENT PROCESS

As part of the community engagement process, the City of Fresno disseminated an online and paper survey asking residents to identify their highest perceived needs in housing, public facilities, infrastructure, service, and economic development. Respondents were asked to categorize each eligible funding activity as “in high need of improvement”, “in moderate need of improvement”, or in “low-need of improvement”. In total, 417 residents responded to the survey, 345 in English and 72 in Spanish. To analyze the results, “high need for improvement” was given three points, “moderate” two points, and “low” one point. The categories were then compared based upon their average point score (three being the highest and 1 being the lowest). For a detailed chart with scores by category and zip code, see Table A-E.

The results of the survey were supplemented by feedback provided by residents at four in-person meetings, which were conducted in each of the four target areas of the city (North, Central, Southeast and Southwest Fresno). At the meetings, participants were asked to use to vote on their two highest priorities for each funding category. Survey analysts then aggregated the total number of votes for each meeting and ranked the priorities by total votes. A total of 111 people attended the community meetings, and approximately 95% participated in the voting exercise.

## OVERALL RESULTS OF THE COMMUNITY NEEDS SURVEY

The overall highest needs indicated by survey participants were jobs (average score 2.45 out of 3) and improving public facilities (2.36), followed closely by developing more affordable housing (2.35). Within the housing subcategory, the highest need was code enforcement (average score 2.3), followed by energy efficiency (2.2), and permanent housing for the homeless (2.18). Survey respondents indicated that parks are by far the highest priority for public facilities (2.24), followed by educational facilities (2.17), then youth centers (2.13). For infrastructure, respondents prioritized street improvements, lighting improvements, and renovated playgrounds (2.20, 2.20, and 2.15 respectively), and in the service category, neighborhood clean up, employment, transportation, and homeless services received the highest number of votes (2.08, 2.07, 2.07, and 2.07). Finally under the category of economic development, residents prioritized employment training and financial assistance for the creation and expansion of small businesses as the three most pressing needs (2.08, 2.04, and 2.01 respectively).

## OVERALL RESULTS OF THE IN-PERSON MEETINGS

The results of the in-person voting exercise indicate that for housing, the greatest need is for affordable rental housing (52 votes), followed by code enforcement (28 votes) and housing for the homeless (25 votes). For services, the highest needs are transportation (36 votes), crime prevention (31 votes), and youth services (27 votes). In the public facilities category, parks ranked highest (56 votes), followed by youth centers (38 votes), and homeless shelters (23 votes). For infrastructure, street improvements (52 votes), playgrounds (47 votes) and abatement of vacant lots (42 votes) all scored highest. Finally for economic development, participants felt that job training was the most important (78 votes) followed by financial support for small business expansion (47 votes). For a complete list of votes by category see Table F.

## IDENTIFYING NEEDS BY NEIGHBORHOOD

Although most respondents indicated that they live in eligible zip codes, approximately 71 survey respondents (17%) live in areas that exceeded the income limits of the block grant program. As shown in Table A-F, residents in non-eligible areas tend to rank all community and housing investments lower than residents living in higher poverty zip codes. In order to ensure that the survey results reflect the priorities of eligible neighborhoods and lower-income residents, survey analysts separated the survey results by eligible zip code and city subregion (see pages 7-13).

---

## Survey Results

---

### Housing:

1. Code Enforcement
2. Energy Efficiency
3. Housing for Homeless

### Public Facilities

1. Parks & Recreation
2. Educational Facilities
3. Youth centers

### Infrastructure

1. Lighting
2. Street Improvements
3. Playgrounds

### Services

1. Mental Health Services
2. Health Services
3. Tenant Landlord Counseling

### Economic Development

1. Employment Services
2. Support for Small Businesses

---

## Community Meeting Results

---

### Housing

1. Affordable Rental Housing
2. Code Enforcement
3. Housing for the Homeless

### Public Facilities

1. Parks & Recreation
2. Youth Centers
3. Facilities for the Homeless

### Infrastructure

1. Street Improvements
2. New/Renovated Playgrounds
3. Clearance of Vacant Lots

### Services

1. Transportation Services
2. Crime Prevention
3. Youth Services

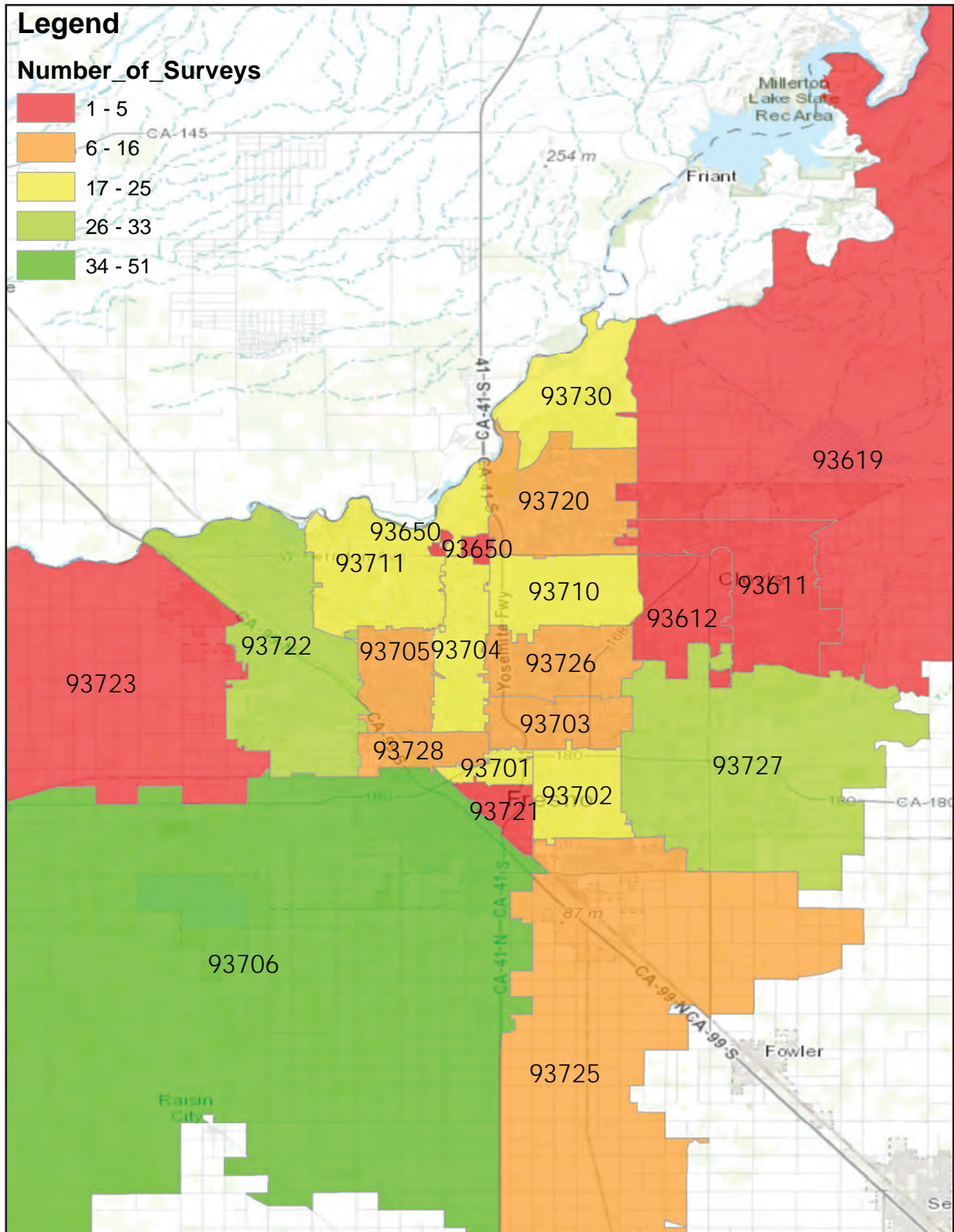
### Economic Development

1. Employment Services
2. Support for Small Businesses Expansion

# Survey Responses by Zip Code:

As shown in the map below, a higher proportion of survey respondents indicated that they lived in a zip code located in Southwest or Southeast Fresno - particularly 93706 and 93727. Seventy one (71) of the 416 responses live in a zip code that exceeds the income eligibility of the block grant programs. An additional 229 respondents did not respond to the question. For a detailed analysis of the survey results by zip code and city subregion (Southwest, Southeast, Central, and North) see pages 7-13.

## Map of Survey Responses by Zip Code





# Priorities for Southwest Fresno

Residents in Southwest Fresno (zip codes 93728, 93706, 93701, and 93721) expressed a high need for nearly all possible neighborhood investments and services (see scores in Appendix A-E). However, the following list provides a more thorough explanation of the top priorities from the survey and in-person discussion:

## **HOUSING:**

According to the survey and the feedback from the Southwest Fresno Community meeting, the greatest housing needs in the area include: code enforcement, housing rehabilitation for homeowners, downpayment assistance, and rental assistance. Residents also expressed a desire for more affordable housing but were adamant that they did not want the City and County to concentrate all low-income housing developments in Southwest Fresno. Instead, residents said they want more mixed-income housing, opportunities for homeownership, and better housing rehabilitation programs in Southwest Fresno. Participants at the in-person meeting also expressed a desire to implement a rent-to-own program in the neighborhood.

## **PUBLIC FACILITIES:**

Residents in West Fresno ranked parks and youth centers as their top priorities for public facilities. Childcare and health care facilities also ranked highly and many residents expressed a desire for multi-use facilities that could serve the needs of youth, children, and seniors at one central location. Residents also said they wanted more amenities and services at the parks, especially in Hyde Park which currently has no playground equipment.

## **INFRASTRUCTURE & NEIGHBORHOOD IMPROVEMENTS:**

Lighting, sidewalks and street improvements were the highest priority for most Southwest Fresno residents. Residents at the in-person meeting said many of the streets in the area have pot holes and the sidewalks are unsafe, particularly for children walking to school. Other high-ranking priorities included: clearance of vacant lots, building new playgrounds, and improved landscaping and tree planting.

## **SERVICES:**

Improving health services, especially mental health services, and enhancing transportation service were among the highest priorities for both in-person participants and survey respondents. At the community meeting, participants stressed the importance of reliable transit for employment and expressed a desire to see more diverse transit options including improved bike lanes and pedestrian infrastructure.

In person meeting attendees also prioritized crime prevention, but in the discussion said that crime prevention should include youth services and mentoring programs. Other priorities from both the survey and in-person activity include: neighborhood clean-ups, landlord-tenant counseling, housing counseling, childcare and youth services.

## **ECONOMIC DEVELOPMENT:**

Southwest Fresno prioritized employment services, workforce development, and support for small businesses as the most pressing economic development needs. At the in-person meeting, one group said the City should create a more integrated anti-poverty strategy that prioritizes job creation and provides incentives for businesses. Both in-person attendees and survey respondents also indicated a need for facade improvements and more investment in commercial properties to attract grocery and retail outlets.

---

## Survey Results

---

### Housing:

1. Code Enforcement
2. Rental Assistance
3. Downpayment Assistance

### Public Facilities

1. Parks & Recreation
2. Childcare
3. Youth centers

### Infrastructure

1. Lighting
2. Sidewalks
3. Street Improvements

### Services

1. Mental Health
2. Neighborhood Clean-Up
3. Tenant/Landlord Counseling

### Economic Development

1. Employment Services
2. Support for Small Businesses

---

## Community Meeting Results

---

### Housing

1. Affordable Rental Housing
2. Rehabilitation for Homeowners
3. Downpayment Assistance

### Public Facilities

1. Parks & Recreation
2. Youth Centers
3. Health Centers

### Infrastructure

1. Street Improvements
2. New/Renovated Playgrounds
3. Clearance of Vacant Lots

### Services

1. Crime Prevention
2. Health Services
3. Transportation Services

### Economic Development

1. Employment Services
2. Support for Small Businesses

# Southwest Fresno: Priorities by Zip Code

## 93728

### Housing:

1. Code Enforcement
2. Rental Rehabilitation
3. Downpayment Assistance

### Public Facilities

1. Parks & Recreation
2. Facilities for the Homeless
3. Youth centers

### Infrastructure

1. Lighting
2. Sidewalks
3. Street Improvements

### Services

1. Mental Health
2. Neighborhood Clean-Up
3. Transportation

### Economic Development

1. Loans for Small Businesses
2. Storefront Improvements

## 93706

### Housing:

1. Downpayment Assistance
2. Rental Assistance
3. Energy Efficiencies

### Public Facilities

1. Parks & Recreation
2. Childcare Facilities
3. Senior Centers

### Infrastructure

1. Sidewalks
2. Lighting
3. Street Improvements

### Services

1. Landlord/Tenant Services
2. Mental Health Services

### Economic Development

1. Employment Services
2. Support for Small Businesses

## 93701

### Housing:

1. Code Enforcement
2. Permanent Housing for the Homeless
3. Housing for Special Needs Populations

### Public Facilities

1. Parks & Recreation
2. Police Stations
3. Libraries

### Infrastructure

1. Lighting
2. Sidewalks
3. Landscaping

### Services

1. Neighborhood Clean-ups
2. Food Banks
3. Services for the Homeless
4. Housing Counseling

### Economic Development

1. Employment Services
2. Support for Small Businesses

## 93721

### Housing:

1. Rehabilitation for Homeowners
2. Rental Assistance
3. Code Enforcement

### Public Facilities

1. Centers for the Disabled
2. Facilities for the Homeless
3. Mental Health Clinics

### Infrastructure

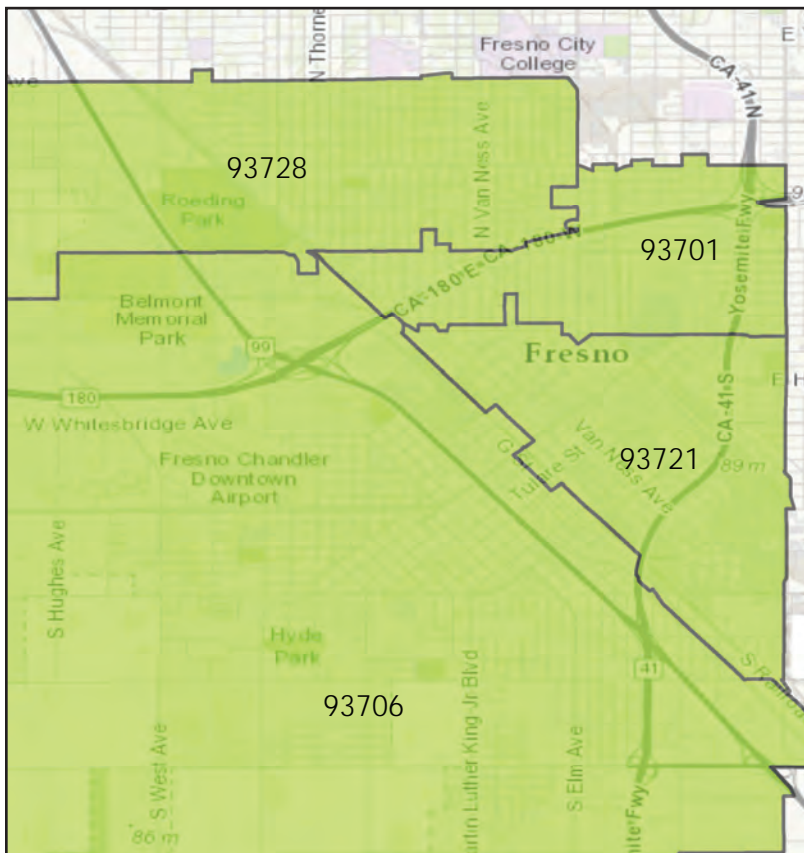
1. New/Renovated Playgrounds
2. Lighting
3. Clearance of Vacant Lots

### Services

1. Childcare Services
2. Health Care Services
3. Mental Health Services

### Economic Development

1. Support for Small Businesses
2. Employment Services



# Priorities for Southeast Fresno

For the purposes of this report, Southeast Fresno includes the zip codes 93703, 93702, 93725, and 93727. Although residents in this neighborhood expressed a high need for nearly all services and investment, the following received the highest number of votes in both the survey and the in-person activity:

## HOUSING

Participants at the in-person meeting in Southeast Fresno expressed a desire for more affordable housing, rental rehabilitation, and housing for the homeless. Survey respondents, on the other hand, voted for down-payment assistance and energy efficiency as their highest needs. Both in-person attendees and survey respondents listed code enforcement as among their top housing priorities and several residents said they were worried about lead paint and mold exposure. Sal Quintero, a City Council member in District 5 (Southeast Fresno), reported that many low-income homeowners and seniors have also asked for home repair and paint programs.

## PUBLIC FACILITIES

Facilities for youth and children including parks, educational facilities, and youth centers, scored the highest at the in-person meeting and in the survey. In-person attendees said that many of the parks in their neighborhoods are unsafe and attract drug use, homeless people, and prostitution. Residents also expressed a desire for good quality health services that are accessible by transit and able to serve undocumented people. In-person attendees shared personal stories of family members struggling with mental illness and drug use, and said there is a need for more places to provide mental health services, especially for youth.

## INFRASTRUCTURE & NEIGHBORHOOD IMPROVEMENTS

In the survey and the in-person activity, Southeast residents indicated that playgrounds, lighting and sidewalks had the highest need for improvement. At the in-person meeting, residents expressed a desire for the abatement of blighted and vacant homes, which they said attract crime and have been catching on fire. Councilmember Quintero said many of his constituents have expressed a need for curb and sidewalk installation in annexed neighborhoods. He also said residents have voiced concern over the removal of telephone/PG&E poles and underground utilities.

## SERVICES

Southeast Fresno ranked transportation as one of the highest priority community needs. In-person meeting attendees said that transportation for seniors is of particular concern. Interestingly, crime prevention did not score well in the survey, but received the top votes in the in-person meeting. In-person attendees also expressed a need for more health and legal services for undocumented people.

## ECONOMIC DEVELOPMENT

Employment services and support for small businesses ranked highest both in the online survey and the in-person meeting activity. In-person attendees said workforce development is of particular concern. The survey responses from the zip code 93725 also prioritized public improvements to commercial/industrial sites as one of their top priorities.

---

## Survey Results

---

### Housing:

1. Downpayment Assistance
2. Code Enforcement
3. Energy Efficiency

### Public Facilities

1. Parks & Recreation
2. Educational Services
3. Youth Centers

### Infrastructure

1. Playgrounds
2. Lighting
3. Sidewalks

### Services

1. Transportation
2. Neighborhood Clean-Up
3. Services for the Homeless

### Economic Development

1. Employment Services
2. Loans for Small Businesses

---

## Community Meeting Results

---

### Housing

1. Affordable Rental Housing
2. Code Enforcement

### Public Facilities

1. Parks & Recreation
2. Youth Centers
3. Health Centers

### Infrastructure

1. Street Improvements
2. New/Renovated Playgrounds
3. Clearance of Vacant Lots

### Services

1. Crime Prevention
2. Health Services
3. Transportation Services

### Economic Development

1. Employment Services
2. Support for Small Businesses

# Southeast Fresno: Priorities by Zip Code

## 93703

### Housing:

1. Housing for the -Homeless
2. ADA Accessibility
3. Housing for Special Needs

### Public Facilities

1. Parks & Recreation
2. Youth Centers
3. Senior Centers
4. Centers for the Disabled

### Infrastructure

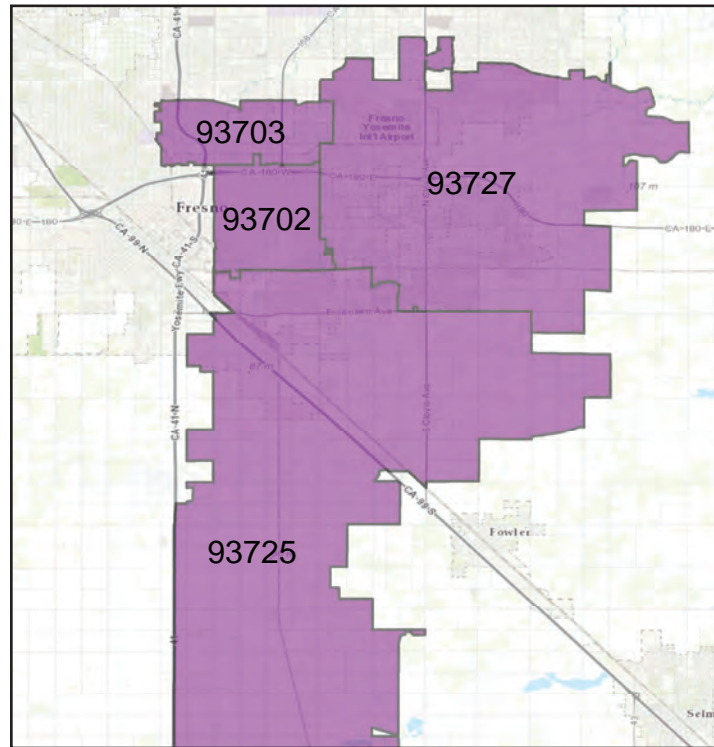
1. Water/Sewer Improvements
2. Stormwater and Drainage

### Services

1. Senior Services
2. Youth Services
3. Transportation Services

### Economic Development

1. Employment Services
2. Support for Small Businesses



## 93702

### Housing:

1. Downpayment Assistance
2. Rental Assistance
3. Energy Efficiency

### Public Facilities

1. Parks and Recreation
2. Educational Facilities
3. Youth Centers
4. Facilities for Abused, Neglected Children

### Infrastructure

1. Lighting
2. Sidewalks
3. Playgrounds

### Services

1. Youth Services
2. Transportation
3. Homeless Services

### Economic Development

1. Employment Services
2. Site Improvements

## 93725

### Housing:

1. Downpayment Assistance
2. Code Enforcement
3. Housing for the Homeless

### Public Facilities

1. Mental Health Clinics
2. Facilities for Abused, Neglected Children
3. Homeless Shelters

### Infrastructure

1. Lighting
2. Sidewalks
3. Clearance of Vacant Lots
4. Street Improvements

### Services

1. Youth Services
2. Neighborhood Clean-Up
3. Transportation

### Economic Development

1. Site Improvements
2. Employment Services

## 93727

### Housing:

1. Energy Efficiency
2. Downpayment Assistance
3. Affordable Rental Housing

### Public Facilities

1. Parks & Recreation
2. Health Centers
3. Youth centers

### Infrastructure

1. Playgrounds
2. Street Improvements
3. Lighting

### Services

1. Transportation
2. Neighborhood Clean-Up

### Economic Development

1. Employment Services
2. Support for Small Businesses



# Priorities for Central Fresno

For the purposes of this report, Central Fresno includes zip codes 93705, 93704, 93722, and 93726. Through the Community Needs Survey and the in-person discussions and activities, residents expressed the following needs and concerns:

## HOUSING:

Code Enforcement was identified as a top need in both the survey and the in-person group discussion. Participants at the community meeting, however, expressed a desire to fund code enforcement through a fee structure rather than just from CDBG funds. Participants said that if code enforcement became more cost-neutral for the city, the block grant funds could be utilized to build more affordable housing and housing for the homeless. Survey respondents and in-person attendees also identified energy and water efficiencies as another top need.

## FACILITIES:

Residents expressed the highest priority for improved parks, youth centers, and educational facilities. During the in-person discussion, participant said they would like to see more integrated community spaces that can be used for seniors, youth, and childcare. They also said they would like to see greater options for recreation and that parks should include critical amenities like bathrooms and not be located near freeways. In addition to recreational spaces, both survey respondents and in-person attendees voiced a critical need for homeless services.

## INFRASTRUCTURE & NEIGHBORHOOD IMPROVEMENTS:

Survey respondents and in-person attendees said that street improvements are a critical need. They said street improvements should include active transportation infrastructure such as bicycle lanes and sidewalks. They also expressed a need for more lighting to improve safety and walkability. Residents also expressed a desire to transform vacant lots into community gardens/parks, improve recycled water systems to help with the drought, and build more playgrounds.

## PUBLIC SERVICES:

Both survey respondents and in-person attendees identified transportation as the top public service need and said the local bus system needs extended hours and expanded areas. Neighborhood cleanups, health services, and services for the homeless were also ranked as top priorities. At the in-person meeting, participants said that there is a need for more legal services for tenants and better community-based policing activities. They also explained that the existing senior services are insufficient and more should be done to integrate youth and senior services.

## ECONOMIC DEVELOPMENT

Like every other area of the city, Central Fresno stressed the need for employment services and said the city should invest in programs to support lower-income young people in entering science, technology, engineering and math (STEM) careers. They also wanted to see more financial support for small businesses, including loans for small business creation and/or expansion.

---

## Survey Results

---

### Housing:

1. Code Enforcement
2. Energy Efficiency
3. Housing for the Homeless

### Public Facilities

1. Youth Centers
2. Parks & Recreation
3. Educational Facilities

### Infrastructure

1. Lighting
2. Playgrounds
3. Street Improvements

### Services

1. Transportation
2. Neighborhood Clean-Up
3. Homeless Services

### Economic Development

1. Employment Services
2. Support for Small Businesses

---

## Community Meeting Results

---

### Housing

1. Housing for the Homeless
2. Affordable Rental Housing

### Public Facilities

1. Parks & Recreation
2. Homeless Shelters

### Infrastructure

1. Street Improvements
2. Clearance of Vacant Lots
3. New/Renovated Playgrounds

### Services

1. Transportation Services
2. Legal Services
3. Health Services

### Economic Development

1. Employment Services
2. Storefront Improvements



# Central Fresno: Priorities by Zip Code

## 93722

### Housing:

1. Code Enforcement
2. Energy Efficiency

### Public Facilities

1. Youth centers
2. Libraries

### Infrastructure

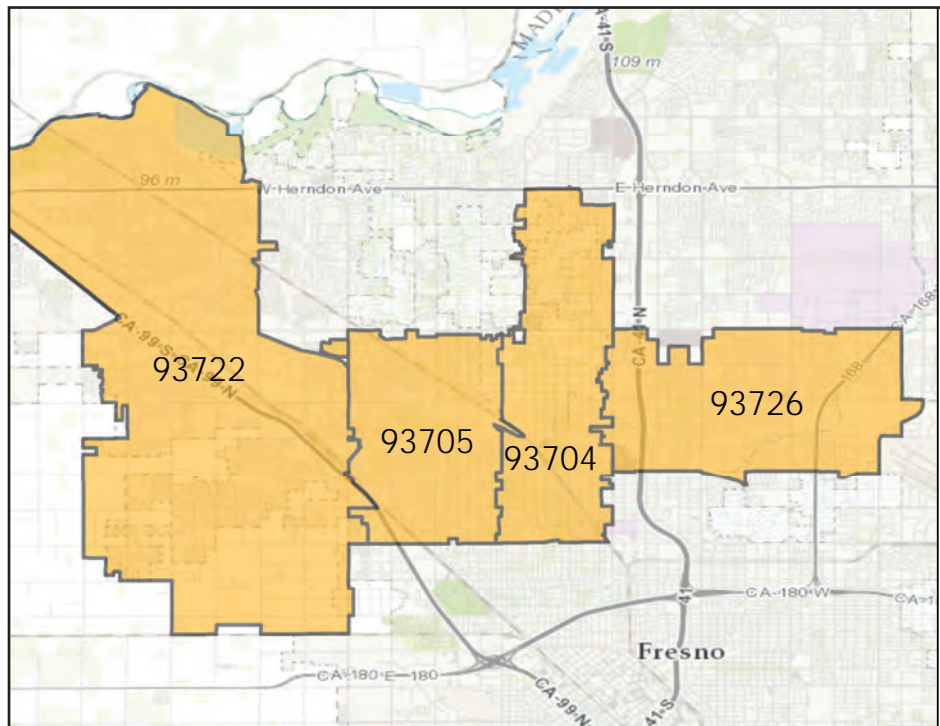
1. Lighting
2. Sidewalks
3. Street Improvements

### Services

1. Crime Prevention
2. Transportation
3. Youth Services
4. Educational Services

### Economic Development

1. Employment Services
2. Support for Small Businesses



## 93705

### Housing:

1. Code Enforcement
2. Affordable Rental Housing
3. Rehabilitation for Homeowners

### Public Facilities

1. Youth centers
2. Parks & Recreation
3. Libraries

### Infrastructure

1. Playgrounds
2. Lighting
3. Sidewalks

### Services

1. Tenant/Landlord Counseling
2. Youth Services
3. Crime Prevention

### Economic Development

1. Employment Services
2. Support for Small Businesses

## 93704

### Housing:

1. Housing for Homeless
2. Code Enforcement
3. Rental Rehabilitation

### Public Facilities

1. Facilities for the Homeless
2. Parks & Recreation

### Infrastructure

1. Playgrounds
2. Lighting
3. Tree Planting

### Services

1. Homeless Services
2. Childcare Services
3. Transportation

### Economic Development

1. Employment Services
2. Storefront Improvements

## 93726

### Housing:

1. Energy Efficiency
2. Affordable Rental Housing

### Public Facilities

1. Facilities for the Homeless
2. Parks & Recreation
3. Educational Facilities

### Infrastructure

1. Tree Planting
2. Lighting

### Services

1. Transportation
2. Neighborhood Clean-Up
3. Homeless Services

### Economic Development

1. Employment Services
2. Support for Small Businesses
3. Storefront Improvements

# Priorities for North Fresno

The only zip code in North Fresno that is eligible for CDBG funds is 93710, which is home to the El Dorado Park Neighborhood near Fresno State University. At the in-person meeting and through the community needs survey, residents of North Fresno expressed the following needs and concerns:

## HOUSING

At the community meeting in North Fresno, participants expressed the need for code enforcement and rental rehabilitation, but emphasized that landlords should be held accountable to maintain their properties. Participants repeatedly discussed J.D. Homes, a large property management company in the area that according to residents, maintains its properties in substandard conditions. Code enforcement was also a top priority for survey respondents who live in this zip code.

Participants said that homelessness and housing insecurity is a significant problem in the city, and that permanent rental housing, homeless shelters, and emergency rental assistance are all important priorities.

Some participants at the in-person meeting also expressed the need for energy efficiency. They said PG&E bills are increasing by 5% per year and city investment in solar panels and shade trees could reduce energy costs for low-income residents. Survey respondents also agreed that energy efficiency and permanent housing for the homeless were top issues and voted most for these two topics. Since El Dorado Park is mostly rental housing, several groups said investing in homeownership opportunities is important to diversify the housing stock.

## PUBLIC FACILITIES

Participants voiced the greatest need for increased parks and recreation service. They said that the Boys and Girls club is heavily used, but closed on weekends. They also said partnering with Fresno Unified to make the school grounds open to the public would help with park access. Like the in-person attendees, survey respondents also prioritized the needs of children and youth and ranked parks and recreation, facilities for abandoned children, and educational facilities as the highest needs.

## INFRASTRUCTURE & NEIGHBORHOOD IMPROVEMENTS

Both survey respondents and in-person participants expressed a need for street improvements, more lighting, and playgrounds. At the community meeting, participants also expressed a desire to convert vacant lots into parks and other community spaces.

## SERVICES

Transportation was another top concern for both the survey respondents and those who attended the in-person meeting. Respondents expressed a need for more regular service, especially for the Barstow line. Other identified needs included: culturally-sensitive services for seniors and youth, crime prevention, and accessible physical and mental health services.

## ECONOMIC DEVELOPMENT

In person participants said that there is a need for a "job creation" category and that employment training is critical. They also said supporting small businesses, limiting liquor stores, developing mixed-use housing, and supporting internship programs are also important economic development strategies.

---

## Survey Results

---

### Housing:

1. Energy Efficiency
2. Housing for the Homeless
3. Code Enforcement

### Public Facilities

1. Parks & Recreation
2. Facilities for Abused Children
3. Educational Facilities

### Infrastructure

1. Street Improvements
2. Playgrounds
3. Lighting

### Services

1. Mental Health Services
2. Services for Abused Children
3. Crime Prevention
4. Transportation

### Economic Development

1. Employment Services
2. Storefront Improvements

---

## Community Meeting Results

---

### Housing

1. Affordable Rental Housing
2. Code Enforcement
3. Housing for the Homeless

### Public Facilities

1. Parks & Recreation
2. Homeless Shelters
3. Childcare Facilities

### Infrastructure

1. Playgrounds
2. Street Improvements
3. Clearance of Vacant Lots

### Services

1. Transportation Services
2. Crime Prevention Services
3. Youth Services
4. Senior Services

### Economic Development

1. Employment Services
2. Support for Small Businesses

# Table A: Housing Survey Scores

	Southwest		Southeast			Central			North						
	93701	93721	93706	93728	93702	93725	93727	93703	93705	93704	93722	93726	93710	93710	Overall Ineligible Zip Codes Total
Code Enforcement Activities in Low Income Neighborhoods	3.00	2.40	2.39	2.36	2.09	2.88	2.29	2.23	2.17	2.80	2.30	1.64	1.95	1.85	2.22
Energy Efficiency and Sustainability Improvements	2.83	1.60	2.51	1.93	2.17	2.75	2.32	2.08	1.67	2.55	2.24	2.36	2.14	2.11	2.20
Rental Assistance (for Tenants)	2.83	2.60	2.51	1.79	2.22	2.00	2.03	2.08	1.58	2.30	2.00	2.00	1.50	1.66	2.06
Rental Housing Rehabilitation	2.65	2.20	2.43	2.14	1.83	1.75	2.16	1.69	1.83	2.65	1.94	1.64	1.73	1.69	2.05
Housing for Special Needs (such as elders and persons with disabilities)	2.87	2.00	2.35	1.21	2.04	2.38	2.19	2.31	1.75	2.30	1.97	1.73	1.91	1.75	2.04
Housing Accessibility Improvements	2.74	2.20	2.43	1.36	1.91	2.50	2.29	2.38	1.50	2.00	1.73	1.55	1.77	1.69	2.01
Fair Housing Testing (testing for discrimination)	2.70	1.60	2.41	1.86	2.13	1.88	2.00	2.00	1.33	2.05	1.55	1.55	1.50	1.46	1.96
Owner-Occupied Housing Rehabilitation	2.43	2.60	2.29	1.79	2.04	1.63	1.94	1.69	1.83	2.00	1.58	1.64	1.55	1.48	1.88

# Table B: Public Facilities Survey Scores

	Southwest			Southeast			Central			North					
	93701	93706	93728	93702	93725	93727	93703	93705	93704	93722	93726	93710	Ineligible	Overall	
Parks and Recreational Facilities	3.00	2.00	2.59	2.29	2.61	2.75	2.42	2.38	2.25	2.55	1.97	1.82	2.14	1.86	2.24
Educational Facilities	2.87	2.20	2.35	1.86	2.48	2.63	2.26	2.31	2.08	2.35	1.97	1.82	2.00	1.90	2.17
Youth Centers	2.57	2.20	2.41	1.93	2.35	2.50	2.29	2.38	2.25	2.35	2.27	1.45	1.91	2.00	2.13
Mental Health Care Facilities	2.65	2.40	2.39	1.71	2.17	3.00	2.29	2.23	1.83	2.25	1.70	1.64	1.91	2.04	2.09
Homeless Facilities	2.70	2.40	2.29	2.00	2.09	2.88	1.94	2.15	1.92	2.65	1.73	1.91	1.86	1.89	2.07
Libraries	2.91	1.60	2.25	1.79	2.13	2.75	2.10	1.92	2.17	2.05	2.00	1.73	1.82	1.73	2.05
Facilities for Abused, Abandoned and Neglected Children	2.83	2.20	2.08	1.64	2.35	2.88	2.10	1.85	1.50	1.80	1.94	1.73	2.09	1.94	2.05
Child Care Centers	2.61	2.20	2.47	1.64	2.22	2.50	2.03	2.15	1.75	2.35	1.79	1.00	1.73	1.66	2.02
Health Care Facilities	2.57	2.00	2.37	1.57	1.87	2.00	2.26	2.15	1.75	2.05	1.94	1.82	2.00	1.73	2.01
Centers for the Disabled	2.35	2.40	2.27	1.71	2.04	2.63	2.16	2.38	1.42	1.55	1.88	1.45	1.59	1.76	1.94
Police Stations	3.00	1.40	2.27	1.43	2.04	1.75	1.84	1.92	1.42	1.75	1.76	1.36	1.50	1.77	1.94
Senior Centers	2.35	1.60	2.45	0.86	1.83	1.63	2.13	2.38	1.67	1.90	1.94	1.27	1.50	1.72	1.92
Fire Stations	2.57	1.60	2.14	1.36	2.00	1.25	1.74	1.92	1.25	1.35	1.58	1.45	1.64	1.75	1.87
Parking Facilities	2.43	1.40	2.08	1.14	2.30	1.25	1.81	2.00	1.50	1.55	1.70	0.91	1.55	1.32	1.85
Facilities for Persons with HIV/AIDS	2.39	1.80	2.16	1.07	1.91	2.50	1.71	2.08	1.50	1.45	1.36	1.09	1.45	1.30	1.73



# Table C: Infrastructure Survey Scores

	Southwest			Southeast			Central			North		Overall			
	93701	93706	93728	93702	93725	93727	93703	93705	93704	93722	93726		93710		
Lighting Improvements	2.96	2.40	2.49	2.21	2.57	2.50	2.29	2.08	2.25	2.45	2.06	1.91	1.95	1.82	2.20
Street Improvements	2.87	1.80	2.59	2.14	2.22	2.75	2.39	2.23	2.00	2.20	2.00	1.73	2.18	1.99	2.20
New or Renovated Playgrounds	2.87	2.40	2.43	2.00	2.43	2.88	2.42	2.23	2.33	2.50	1.79	1.73	2.05	1.72	2.15
Sidewalk Improvements	2.96	1.80	2.55	2.14	2.52	2.88	2.19	2.23	2.17	2.30	2.00	1.27	1.86	1.82	2.13
Landscaping Improvements	2.96	1.80	2.41	1.86	2.35	2.75	2.19	2.00	1.92	2.20	1.76	1.45	1.73	1.55	2.06
Clearance of Vacant Lots	2.83	2.20	2.45	1.86	2.30	2.75	2.10	2.23	1.92	2.05	1.70	1.36	1.23	1.70	2.03
Water/Sewer Improvements	2.43	2.20	2.37	1.79	2.35	1.88	1.97	2.54	1.75	2.30	1.85	1.27	1.59	1.90	2.02
Tree Planting	2.91	1.80	2.06	2.14	2.26	2.38	2.13	2.00	2.25	2.25	1.48	2.00	1.73	1.56	2.00
Stormwater and Drainage	2.43	2.00	2.33	1.71	2.04	2.00	1.84	2.46	1.92	2.20	1.82	1.45	1.55	1.79	1.95
Public Art	2.78	2.00	2.08	2.07	2.22	1.75	2.10	2.00	1.83	2.20	1.55	1.73	1.41	1.55	1.93
Neighborhood Signage	2.83	1.80	2.20	1.29	2.30	2.13	2.13	1.62	1.67	1.90	1.70	1.27	1.64	1.28	1.92
Disabled/ADA Accessibility to Public Facilities	2.70	1.60	2.25	1.29	2.26	1.38	1.94	1.85	1.42	1.75	1.61	1.27	1.50	1.46	1.84
Cleanup of Contaminated Sites	1.96	2.00	1.41	1.79	0.91	1.88	1.74	1.77	1.00	2.05	1.64	1.18	1.50	1.69	1.64

# Table D: Public Services Survey Scores

	SOUTHWEST												SOUTHEAST						CENTRAL						NORTH																			
	93701	93721	93706	93728	93702	93725	93727	93703	93705	93704	93722	93726	93710	Ineligible	Overall	93701	93721	93706	93728	93702	93725	93727	93703	93705	93704	93722	93726	93710	Ineligible	Overall	93701	93721	93706	93728	93702	93725	93727	93703	93705	93704	93722	93726	93710	Ineligible
Mental Health Services	2.57	2.40	2.51	2.14	2.30	1.75	2.10	2.00	1.42	2.25	1.58	1.73	1.95	1.97	2.08	2.57	2.40	2.51	2.14	2.30	1.75	2.10	2.00	1.42	2.25	1.58	1.73	1.95	1.97	2.08	2.61	2.43	2.00	2.09	2.88	2.10	1.92	1.42	2.05	1.73	1.91	1.64	1.59	2.07
Health Services	2.43	2.40	2.43	2.00	2.09	2.88	2.10	1.92	1.42	2.00	1.73	1.91	1.64	1.66	2.07	2.61	2.00	2.47	2.00	2.26	2.00	1.65	2.08	2.00	2.00	1.73	1.27	1.32	2.07	2.26	2.41	1.71	1.92	1.25	1.95	1.52	1.09	1.27	1.25	2.05				
Tenant/Landlord Counseling Services	2.61	2.00	2.47	2.00	2.26	2.00	1.65	2.08	2.00	2.00	1.73	1.27	1.32	2.07	2.26	2.41	1.71	1.92	1.92	1.25	1.95	1.52	1.09	1.27	1.25	2.05	2.07	2.05	2.07	2.26	2.41	1.71	1.92	1.25	1.95	1.52	1.09	1.27	1.25	2.05				
Legal Services	2.26	2.20	2.41	1.71	1.91	2.75	1.71	1.92	1.25	1.95	1.52	1.09	1.27	2.05	2.07	2.41	1.71	1.92	1.92	1.25	1.95	1.52	1.09	1.27	1.25	2.05	2.07	2.05	2.07	2.26	2.41	1.71	1.92	1.25	1.95	1.52	1.09	1.27	1.25	2.05				
Crime Awareness/Prevention Services	2.57	2.00	2.33	1.64	2.26	2.75	2.13	2.00	1.75	2.05	1.97	1.73	1.91	1.87	2.03	2.57	2.00	2.33	1.64	2.26	2.75	2.13	2.00	1.75	2.05	1.97	1.73	1.91	1.87	2.26	2.41	1.71	1.92	1.25	1.95	1.52	1.09	1.27	1.25	2.05				
Transportation Services	2.26	2.20	2.45	2.07	2.39	2.63	2.26	2.31	1.67	2.40	1.94	1.73	1.91	1.70	2.01	2.26	2.41	1.71	1.92	1.25	1.95	1.52	1.09	1.27	1.25	2.05	2.07	2.05	2.07	2.26	2.41	1.71	1.92	1.25	1.95	1.52	1.09	1.27	1.25	2.05				
Food Banks	2.65	2.20	2.35	1.71	2.17	2.75	2.03	2.00	1.25	2.00	1.58	1.73	1.55	1.69	1.97	2.65	2.20	2.35	1.71	2.17	2.75	2.03	2.00	1.25	2.00	1.58	1.73	1.55	1.69	2.17	2.35	1.71	2.17	2.75	2.03	2.00	1.25	2.00	1.58	1.73	1.55	1.69		
Child Care Services	2.30	2.40	2.51	1.50	2.30	2.63	1.84	2.08	1.50	2.40	1.73	1.36	1.45	1.54	1.96	2.30	2.40	2.51	1.50	2.30	2.63	1.84	2.08	1.50	2.40	1.73	1.36	1.45	1.96	2.30	2.40	2.51	1.50	2.30	2.63	1.84	2.08	1.50	2.40	1.73	1.36	1.45	1.96	
Employment Training Services	2.57	2.20	2.55	1.71	2.35	2.88	2.19	2.38	1.25	2.25	1.88	2.00	1.68	1.83	1.96	2.57	2.20	2.55	1.71	2.35	2.88	2.19	2.38	1.25	2.25	1.88	2.00	1.68	1.83	2.35	2.19	2.38	1.25	2.25	1.88	2.00	1.68	1.83	1.96					
Battered and Abused Spouses Services	2.35	2.00	2.35	1.64	2.30	3.00	2.06	2.15	1.58	1.80	1.67	1.55	1.73	1.66	1.92	2.35	2.00	2.35	1.64	2.30	3.00	2.06	2.15	1.58	1.80	1.67	1.55	1.73	1.66	2.35	2.00	2.35	1.64	2.30	3.00	2.06	2.15	1.58	1.80	1.67	1.55	1.73	1.66	
Substance Abuse Services	2.48	2.40	1.33	1.64	1.00	1.88	1.52	1.46	1.00	2.25	1.42	1.73	1.64	1.61	1.91	2.48	2.40	1.33	1.64	1.00	1.88	1.52	1.46	1.00	2.25	1.42	1.73	1.64	1.61	2.48	2.40	1.33	1.64	1.00	1.88	1.52	1.46	1.00	2.25	1.42	1.73	1.64	1.61	
Homeless Services	2.61	2.20	2.43	1.93	2.39	2.88	2.03	2.31	1.67	2.50	1.70	1.91	1.68	1.75	1.87	2.61	2.20	2.43	1.93	2.39	2.88	2.03	2.31	1.67	2.50	1.70	1.91	1.68	1.75	2.39	2.88	2.03	2.31	1.67	2.50	1.70	1.91	1.68	1.75					
Neighborhood Cleanups (trash, graffiti, etc.)	2.65	2.20	2.43	2.21	2.52	2.88	2.16	2.31	1.58	2.35	1.82	1.91	1.59	1.68	1.82	2.65	2.20	2.43	2.21	2.52	2.88	2.16	2.31	1.58	2.35	1.82	1.91	1.59	1.68	2.52	2.88	2.16	2.31	1.58	2.35	1.82	1.91	1.59	1.68					
Lead Based Paint/Lead Hazard Screens	2.48	2.00	2.31	1.43	2.09	1.88	1.61	2.00	1.58	1.50	1.36	0.82	1.05	1.24	1.81	2.48	2.00	2.31	1.43	2.09	1.88	1.61	2.00	1.58	1.50	1.36	0.82	1.05	1.24	2.31	1.88	2.05	1.88	1.82	1.73	1.70	1.70							
Disability Services	2.17	2.00	2.31	1.07	2.22	2.13	2.00	2.08	1.33	1.35	1.55	1.18	1.41	1.58	1.81	2.17	2.00	2.31	1.07	2.22	2.13	2.00	2.08	1.33	1.35	1.55	1.18	1.41	1.58	2.17	2.00	2.31	1.07	2.22	2.13	2.00	2.08	1.33	1.35	1.55	1.18	1.41	1.58	
Housing Counseling	2.61	2.00	2.39	1.71	2.00	2.50	1.68	2.00	1.50	2.10	1.52	1.64	1.36	1.78	2.07	2.61	2.00	2.39	1.71	2.00	2.50	1.68	2.00	1.50	2.10	1.52	1.64	1.36	2.07	2.39	1.71	2.00	2.50	1.68	2.00	1.50	2.10	1.52	1.64	1.36	1.78			
Youth Services	2.30	2.00	2.29	1.86	2.52	2.50	2.03	2.38	1.83	2.05	1.88	1.82	1.73	1.70	2.07	2.30	2.00	2.29	1.86	2.52	2.50	2.03	2.38	1.83	2.05	1.88	1.82	1.73	2.07	2.30	2.00	2.29	1.86	2.52	2.50	2.03	2.38	1.83	2.05	1.88	1.82	1.73	1.70	
Senior Services	2.00	2.00	2.35	1.00	2.17	1.75	2.03	2.38	1.33	1.55	1.61	1.27	1.32	1.65	2.07	2.00	2.00	2.35	1.00	2.17	1.75	2.03	2.38	1.33	1.55	1.61	1.27	1.32	2.07	2.35	1.00	2.17	1.75	2.03	2.38	1.33	1.55	1.61	1.27	1.32	1.65			
Services for Persons with HIV/AIDS	1.91	2.20	2.31	1.36	2.09	2.63	1.52	1.69	1.17	1.20	1.12	1.27	1.14	1.25	1.61	1.91	2.20	2.31	1.36	2.09	2.63	1.52	1.69	1.17	1.20	1.12	1.27	1.14	1.25	2.09	2.63	1.52	1.69	1.17	1.20	1.12	1.27	1.14	1.25					

# Table E: Economic Development Survey Scores

	Southwest			Southeast				Central				North		Overall	
	93701	93721	93706	93728	93702	93725	93727	93703	93705	93704	93722	93726	93710		Ineligible
Employment Training Services	2.57	2.20	2.55	1.71	2.35	2.88	2.19	2.38	1.25	2.25	1.88	2.00	1.68	1.83	2.08
Financial Assistance for Low Income Residents for Business Expansion and Job Creation	2.83	2.40	2.45	2.07	2.26	2.50	2.00	2.31	1.42	2.15	1.67	2.09	1.68	1.63	2.04
Financial Assistance for Low Income Individuals to Create a Small Business	2.70	2.20	2.47	1.86	2.30	2.75	2.00	2.46	1.67	2.15	1.73	1.82	1.50	1.51	2.01
Loan Assistance for Business Expansion	2.43	2.00	2.16	2.14	2.04	2.75	1.87	2.15	1.58	2.00	1.73	2.00	1.45	1.55	1.92
Public Improvements to Commercial/Industrial Sites	2.43	1.80	2.22	1.57	2.30	2.88	1.97	2.08	1.25	1.60	1.70	2.00	1.23	1.49	1.89
Store Front Improvements in Low Income Neighborhoods	2.35	2.20	1.27	2.14	1.00	1.75	1.48	1.92	1.42	2.20	1.61	2.00	1.77	1.63	1.69

# Appendix F: In-Person Votes by Subregion

Priority Item	North Fresno	Central Fresno	Southwest Fresno	Southeast Fresno	Total
<b>Housing</b>					
Affordable Rental Housing	12	11	18	11	52
Code Enforcement	9	5	6	8	28
Housing for the Homeless	8	12	3	2	25
Rehabilitation for Homeownership	2	4	11	5	22
Housing for Special Needs	3	3	7	5	18
Energy Efficiencies	2	3	5	5	15
Rental Rehabilitation	2	4	3	5	14
Downpayment Assistance	0	0	11	1	12
Tree Planting	1	0	0	0	1
Fair Housing	0	0	0	1	1
<b>Public Service</b>					
Crime Prevention	6	5	11	9	31
Transportation	7	11	11	7	36
Health Services	4	5	7	8	24
Youth Services	6	0	16	5	27
Legal Service	0	7	5	3	15
Child Care Services	3	3	4	2	12
Veterans Services	3	3	4	1	11
Senior Services	6	1	2	1	10
Services for Victims of Abuse	0	3	0	4	7
Homeownership Counseling	0	0	3	0	3
<b>Public Facilities</b>					
Parks and Recreation	15	10	18	13	56
Youth Centers	5	7	13	13	38
Facilities for the Homeless	8	11	3	1	23
Health Centers	0	0	12	9	21
Child Care Centers	7	3	2	3	15
Seniors Centers	3	2	5	4	14
<b>Infrastructure and Neighborhood Improvements</b>					
Street Improvements	9	11	20	12	52
Clearance of Vacant Lots	7	11	15	9	42
Playgrounds	14	8	16	9	47
Water/Sewer	1	3	5	2	11
ADA	0	4	2	4	10
Public Art	1	0	2	3	6
Streetlights	0	0	6	0	6
Signage	4	0	1	0	5
<b>Economic Development</b>					
Employment	11	15	32	20	78
Small Business	10	6	17	14	47
Rehab commercial	7	6	8	3	24
Storefront	1	7	4	2	14
Job Creation	6	0	6	0	12



## **Additional Appendices**

- **Outreach List**
- **Regional Forum Flyers (English and Spanish)**
- **Regional Survey (English and Spanish)**

HUD Category	Organization Name
<b>Service to Persons with Disabilities/Frail Elderly - Non Profits</b>	
Services - Persons With Disabilities	1) Family Alliance for the Mentally Ill - Fresno (FAMI)
Services - Persons With Disabilities	2) City of Fresno, Disability Advisory Commission (DAC)
Services - Elderly Persons	3) Hinds Hospice
Services - Elderly Persons	4) Center for Independent Living
Services - Persons With Disabilities	5) Valley Center for the Blind
Services - Persons With Disabilities	6) Central Valley Regional Center
Services - Persons With Disabilities	7) Valley Caregivers Resource Center
Services - Elderly Persons	8) Delno Terrace - Elderly/Disabled Housing
Services - Elderly Persons	9) Glen Agnes Community Center/Elderly Housing
Services - Persons With Disabilities	10) Break the Barriers
Services - Persons With Disabilities	11) Association for Retarded Citizens: Fresno Production Center
Services - Persons With Disabilities	12) Ferger-Thomas Friendship Club
Services - Persons With Disabilities	13) Deaf and Hard of Hearing Service Center (DHHSC)
Services - Persons With Disabilities	14) Resouces for Independence Central Valley (RICV)
Services - Elderly Persons	15) AseraCare Hospice/Fresno
Services - Persons With Disabilities	16) Housing and Supportive Services (HASS)
<b>Service to Persons with Disabilities/Frail Elder - Public Agencies</b>	
Services - Persons With Disabilities	1) City FAX Express
Services - Elderly Persons	2) County Mental Health Department (Adult System of Care)
Services - Elderly Persons	3) Fresno-Madera Area Agency on Aging
Services - Persons With Disabilities	4) Fresno County Mental Health Board
Services - Persons With Disabilities	5) State of California Area Board #8 on Disabilities
Services - Elderly Persons	6) Fresno Pacific College - Older Adult Social Services (OASIS)
Services - Persons With Disabilities	7) Fresno County TRIAD
Services - Persons With Disabilities	8) California Committee on Employment of People with Disabilities
Services - Persons With Disabilities	9) Elder Abuse/Adult Protective Services
Services - Persons With Disabilities	10) Disability Advisory Commission (DAC)
<b>Ethnic/Minorities/Farmworkers - Nonprofits/Others</b>	
Civic Leader	1) Lao Family Community of Fresno
Civic Leader	2) Vietnamese Association of Central Valley
Civic Leader	3) National Association for the Advancement of Colored People (NAACP)
Civic Leader	4) County Office of Migrant Education
Civic Leader	5) United Farm Workers
Civic Leader	6) Fresno Hmong Women's Heritage Association
Civic Leader	7) Stone Soup
Other - Faith Based Organization	8) Fresno Interdenominational Refugee Ministries (FIRM)
Civic Leader	9) Fresno Center for New Americans
Civic Leader	10) Khmer Society of Fresno
Civic Leader	11) Hmong International New Year, Inc.
Civic Leader	12) Lao Veteran Institute of America
Civic Leader	13) National Hmong American Farmers, Inc
Services - Children	14) First 5 Fresno County
Civic Leader	15) Hmong American Community, Inc
Civic Leader	16) Lao Community Development, Inc.

HUD Category	Organization Name
Civic Leader	17) Hmong Cultural Heritage Center and Museum
Civic Leader	18) The Federation of Lao American Community, Inc. (FLAC)
Civic Leader	19) Lao American Advancement Center
Civic Leader	20) Cambodian Reconciliation Committee, Inc.
Civic Leader	21) Southeast Asian Institute for Advancement
<b>Families, Children, Literacy - Nonprofits/Others</b>	
Services - Children	1) Comprehensive Youth Services
Other Government - County	2) Fresno County Office of Education
Services - Children	3) Hope Now for Youth
Services - Children	4) Big Brothers-Big Sisters of Central California
Services - Children	5) Big Brothers-Big Sisters of Central California
Housing	6) Granville Home of Hope
Services - Children	7) Centro La Familia Child Abuse Prevention Program
Other Government - Local	8) Fresno Unified School District
Services - Children	9) Chicano Youth Center at the Dickey Development Center
Regional Organization	10) Economic Opportunities Commission
Services - Children	11) Exceptional Parents Unlimited (EPU)
Services - Children	12) Children's Mental Health Crisis Services
<b>Land Use, Housing &amp; Commercial Development</b>	
Planning Organization	1) Fresno Redevelopment Agency
Housing	2) Building Industry Association
Planning Organization	3) City of Fresno Development and Resource Management
PHA	4) Fresno Housing Authority
Planning Organization	5) Central Section, American Planning Association California
Planning Organization	6) American Institute of Architects , San Joaquin
Services - Fair Housing	7) Community Housing Council
Housing	8) Self Help Enterprises
Other - Advisory Committee	9) Fresno County Local Agency Formation Commission
Housing	10) Granville Homes
<b>Home Ownership, Rehabilitation, and Rental Support Services</b>	
Housing	1) Fresno Association of Realtors
Other - Services - Legal	2) Clearpoint Credit Counseling Services (CCCS)
PHA	3) Fresno Housing Authority
Housing	4) CSU Fresno - University Hope
Other - Citizen	5) EOC Local Conservation Corps
Housing	6) Fresno Urban Neighborhood Development Corporation (FUND)
<b>Emergency Services, Health, Homeless/Transitional/Independent Living &amp; Support Group Housing</b>	
Services - Persons with HIV/AIDS	1) Central Valley AIDS Team
Services - Homeless	2) Community Food Bank
Services - Children	3) EOC Sanctuary Youth Shelter
Services - Veterans	4) Fresno Vet Center
Services - Persons With Disabilities	5) The Arc of Fresno/Madera Counties
Services - Homeless	6) Fresno Rescue Mission
Services - Homeless	7) Poverello House
Services - Victims of Domestic Violence	8) Marjaree Mason Center

HUD Category	Organization Name
Services - Homeless	9) Turning Point of Central California
Other Government - County	10) County Department of Community Health
Services - Health	11) Maroa Home
Services - Veterans	12) Central California VA Health Care System
Other - Faith Based Organization	13) LOVE Inc.
Housing	14) Fresno County Emergency Housing Center
Housing	15) Habitat of Humanity of Fresno County
Housing	16) Masten Towers
Services - Health	17) Spirit of Woman
Civic Leader	18) Fresno Regional Foundation
Other Government - Federal	19) U.S. Department of Housing and Urban Development (HUD) - Fresno Office
Services - Education	20) United Way of Fresno County
Services - Veterans	21) Veterans Crisis Programs of Central California
Services - Health	22) West Care Foundation
Services - Homeless	23) Fresno/Madera Continuum of Care
Services - Veterans	24) Veterans Central CA Health Care System
Services - Health	25) County Mental Health Board
Services - Persons with HIV/AIDs	26) The Living Room
<b>Local Government</b>	
Other Government - Local	1) City Department of Public Health
Other Government - Local	2) City Police Department
Other Government - Local	3) City Parks, Recreation and Community Services Department
Other Government - Local	4) City Code Enforcement Division
Other Government - Local	5) City Building Division
Other Government - Local	6) City Fire Department
Other Government - Local	7) City Budget Division
Other Government - Local	8) City Public Works Department
Other Government - Local	9) City Utilities Department
Other Government - Local	10) City Manager's Office
Other Government - Local	11) Fresno Metropolitan Flood Control District
Other Government - Local	12) City Development Department
Other Government - Local	13) City Attorney's Office
Other Government - Local	14) Transportation Authority
Other Government - Local	15) Department of Behavioral Health
Other Government - Local	16) Department of Social Services
<b>Fair Housing Education &amp; Enforcement</b>	
Services - Fair Housing	1) Fair Housing Council
Services - Legal	2) Central California Legal Services
Services - Legal	3) California Rural Legal Assistance
Services - Victims of Domestic Violence	4) Centro La Familia
<b>Unemployment, Social Services, Human Services</b>	
Services - Employment	1) Fresno Regional Workforce Connection Investment Board
Services - Employment	2) Fresno Workforce Investment Board
Services - Employment	3) City Disadvantaged Business Program
Services - Employment	4) Fresno Department of Rehabilitation



HUD Category	Organization Name
<b>Churches, Faith Based Support Services</b>	
Other - Faith Based Organization	1) Catholic Charities of Fresno
Other - Faith Based Organization	2) Fresno Metro Ministries
Other - Faith Based Organization	3) Victory Life Fellowship
Other - Faith Based Organization	4) Holy Cross Shelter for Women
Other - Faith Based Organization	5) Salvation Army
Other - Faith Based Organization	6) Fresno Leadership Foundation
Other - Faith Based Organization	7) Care Fresno
Other - Faith Based Organization	8) World Impact
Other - Faith Based Organization	9) The Way Ministries
Other - Faith Based Organization	10) Family Community Church
<b>Historic Preservation and Cultural Programs</b>	
Other - Citizen	1) Fresno Historical Society
Other - Citizen	2) Arte Americas
Other - Citizen	3) African American Historical & Cultural Museum of the San Joaquin Valley
<b>Economic Development</b>	
Other Government - Local	1) City Manager's Office
Business Leaders	2) City/County Chamber of Commerce
Business Leaders	3) Fresno County Economic Development Corporation
Business Leaders	4) Central California Hispanic Chamber of Commerce
Other Government - Local	5) Fresno Redevelopment Agency
Business Leaders	6) Central Valley Business Incubator
Business Leaders	7) Central California Small Business Development Center
Business Leaders	8) Small Business Administration
Business Leaders	9) Valley Small Business Development Corporation
Business Leaders	10) Tower District Marketing Group
Business Leaders	11) The Downtown Association of Fresno
Business Leaders	12) Fresno Area Hispanic Chamber of Commerce
Business Leaders	13) Fresno Metro Black Chamber of Commerce
Regional Organization	14) California Partnership for the San Joaquin Valley
Regional Organization	15) Fresno State Office of Community and Economic Development
<b>Neighborhood Associations</b>	
Other - Citizen	1) El Dorado Park CDC
Other - Citizen	2) Lowell Community Development Corporation
<b>Other Non Profits</b>	
Services - Health	1) Central California Regional Obesity Prevention Program
Services - Health	2) California Endowment – Building Healthy Communities Fresno
Services - Health	3) Sierra Health Foundation
Civic Leader	4) Leadership Counsel for Justice and Accountability



CITY OF FRESNO

# COMMUNITY FORUMS

❖ COMMUNITY DEVELOPMENT ❖ HOUSING ❖ ECONOMIC DEVELOPMENT ❖

The City of Fresno receives federal funds to invest in improving local communities. How should these funds be spent?

**Make Your Voice Heard** and provide your input to help prioritize City needs over the next five years.

The Community Forums will provide an introduction to the City of Fresno’s Five Year Consolidated Plan and federal programs. To identify community development and affordable housing needs, we will discuss priorities and engage in conversation to solicit your feedback.



North Fresno	Central Fresno	Southeast Fresno	Southwest Fresno
Wesley United Methodist Church, Fireside Room 1343 E. Barstow Ave. Fresno, CA 93710	Manchester Center 3302 N. Blackstone, Room 208 Fresno CA 93726	Boys and Girls Club of America 1621 S. Cedar Fresno, CA 93702	California and Elm Neighborhood Center 1802 E. California Ave. Fresno, CA 93706
<b>Monday, March 9</b> 5:30 – 7:30 PM	<b>Tuesday, March 10</b> 5:30 – 7:30 PM	<b>Wednesday, March 11</b> 5:30 – 7:30 PM	<b>Saturday, March 14</b> 10:00 AM – 12:00 PM



### Survey:

If you are not able to attend any of the Community Forums, please **Make Your Voice Heard** and complete the following online survey:

[surveymonkey.com/s/FresnoConPlan2015](https://surveymonkey.com/s/FresnoConPlan2015)

### Questions:

If you have any questions, or need a hard copy of the survey, please contact: Crystal Smith at (559) 621-8507 or [Crystal.Smith@fresno.gov](mailto:Crystal.Smith@fresno.gov)

Information will be made available in alternative formats upon request by contacting Crystal Smith at (559) 621-8507 or [Crystal.Smith@fresno.gov](mailto:Crystal.Smith@fresno.gov). Requests for disability-related modifications or accommodations required to facilitate meeting participation, including requests for auxiliary aids, services or interpreters, require different lead times, ranging from five business days to two weeks. Please keep this in mind and provide as much advance notice as possible to ensure availability. Assistive Listening Devices (ALDs) are available upon request.

❖ COMMUNITY DEVELOPMENT ❖ HOUSING ❖ ECONOMIC DEVELOPMENT ❖





# CITY OF FRESNO CONSOLIDATED PLAN & ANNUAL ACTION PLAN BACKGROUND

❖ COMMUNITY DEVELOPMENT ❖ HOUSING ❖ ECONOMIC DEVELOPMENT ❖

## What is the Consolidated Plan?

The Consolidated Plan is created every five years and assists the City to determine community needs. The planning process to create the Consolidated Plan serves as the framework for a community-wide dialogue to identify housing, economic, and community development priorities.

The federal funds included in the Consolidated Plan are:

- HOME Investment Partnerships Program (HOME)
- Housing Opportunities for Persons with AIDS (HOPWA)
- Emergency Solutions Grant (ESG)
- Community Development Block Grant Program (CDBG)



## Why is this Important to You?

These federal programs have limited funding. There is more need within our communities than available funding. The City must determine how to use these funds to achieve the biggest public benefit and, when you Make Your Voice Heard, you are helping City leaders prioritize spending.

Eligible uses of these federal program funds include:

- Improvements to facilities that serve low and moderate income (LMI) families and individuals
- Improvements to public infrastructure in LMI neighborhoods
- Provision of public services
- Economic development assistance
- Projects that increase access to affordable housing and address homelessness



What is low and moderate income (LMI)? LMI refers to individuals and families with incomes below 80 percent of the area median income. In Fresno, this includes individuals earning less than **\$38,386** annually and a family of four earning less than **\$45,563** annually (for example). LMI also includes: abused children, battered spouses, elderly persons, severely disabled adults, homeless persons, illiterate adults, persons living with AIDS, and migrant farm workers.

## What if I Cannot Attend a Meeting?

If you are unable to attend one of our Community Forums, please **Make Your Voice Heard** by taking our quick survey online: [www.surveymonkey.com/s/FresnoConPlan2015](http://www.surveymonkey.com/s/FresnoConPlan2015)

## Questions:

If you have any questions, or need a hard copy of the survey, please contact: Crystal Smith at (559) 621-8507 or [Crystal.Smith@fresno.gov](mailto:Crystal.Smith@fresno.gov).

❖ COMMUNITY DEVELOPMENT ❖ HOUSING ❖ ECONOMIC DEVELOPMENT ❖







CIUDAD DE FRESNO

# FOROS COMUNITARIOS

❖ DESARROLLO COMUNITARIO ❖ VIVIENDA ❖ DESARROLLO ECONOMICO ❖

La Ciudad de Fresno recibe fondos federales para invertir en el mejoramiento de nuestras comunidades. ¿Cómo deberíamos usar los fondos?

**Haga oír su voz** y de su opinión sobre como la ciudad debería priorizar sus necesidades en los próximos cinco años.

Los Foros Comunitarios presentaran el Plan de Consolidación y varios programas federales. Para identificar las necesidades de la comunidad, hablaremos sobre prioridades y solicitaremos sus comentarios.



## Fresno Norte

Wesley United Methodist Church, Fireside Room  
1343 E. Barstow Ave.  
Fresno, CA 93710

**Lunes, 9 de marzo**

5:30 – 7:30 PM

## Fresno Central

Manchester Center  
3302 N. Blackstone,  
Room 208  
Fresno CA 93726

**Martes, 10 de marzo**

5:30 – 7:30 PM

## Fresno Sudeste

Boys and Girls Club of America  
1621 S. Cedar  
Fresno, CA 93702

**Miércoles, 11 de marzo**

5:30 – 7:30 PM

## Fresno Suroeste

California and Elm  
Neighborhood Center  
1802 E. California Ave.  
Fresno, CA 93706

**Sábado, 14 de marzo**

10:00 AM – 12:00 PM



## Encuesta:

Si no puede asistir a un Foro Comunitario, por favor **haga oír su voz** y tome la encuesta en el internet:

[surveymonkey.com/s/FresnoConPlan2015ESP](https://www.surveymonkey.com/s/FresnoConPlan2015ESP)

## Preguntas:

Si tiene preguntas o necesita copias de la encuesta, contacte a: Crystal Smith a (559) 621-8507 o

[Crystal.Smith@fresno.gov](mailto:Crystal.Smith@fresno.gov)

Acomodaciones especiales pueden ser proporcionadas para personas con incapacidades. Las acomodaciones disponibles incluyen servicios auxiliares o intérpretes. Aparatos de ayuda auditiva también pueden ser disponibles. Se recomienda solicitar acomodaciones con anticipación, ya que los servicios pueden tomar de cinco días a dos semanas para reservar. Para acomodaciones especiales, por favor llame a: Crystal Smith a (559) 621-8507 o [Crystal.Smith@fresno.gov](mailto:Crystal.Smith@fresno.gov).

❖ DESARROLLO COMUNITARIO ❖ VIVIENDA ❖ DESARROLLO ECONOMICO ❖





# CIUDAD DE FRESNO

## PLAN DE CONSOLIDACIÓN Y PLAN DE ACCIÓN ANUAL

# INFORMACIÓN

❖ DESARROLLO COMUNITARIO ❖ VIVIENDA ❖ DESARROLLO ECONOMICO ❖

### ¿Qué es un Plan de Consolidación?

Un Plan de Consolidación es creado cada cinco años y ayuda a la ciudad determinar las necesidades de la comunidad. El Plan de Consolidación es un documento de planificación general para identificar las necesidades generales para viviendas asequibles y desarrollo económico y da una estrategia para dirigir esas necesidades.

Los fondos federales incluidos en el Plan de Consolidación son:

- HOME Investment Partnerships Program
- Housing Opportunities for Persons with AIDS (HOPWA)
- Emergency Solutions Grant (ESG)
- Community Development Block Grants (CDBG)



### ¿Por qué es importante para usted?

Estos programas federales tienen fondos limitados. Hay más necesidad que fondos disponibles. La ciudad tiene que determinar cómo usar los fondos para obtener un beneficio más grande. Cuando hace oír su voz, ayuda a nuestros líderes de la ciudad priorizar fondos.

Usos potenciales de los fondos incluyen:

- Mejoramiento de instalaciones que proveen servicios a familias e individuos de bajos o moderados ingresos
- Mejoramiento de infraestructura pública en vecindarios de bajos o moderados recursos
- Asistencia de desarrollo económico
- Proyectos que aumentan el acceso a vivienda asequible



**¿Qué significa bajos o moderados ingresos?** Bajos o moderados ingresos se refiere a individuos o familias con ingresos debajo del 80 por ciento del promedio del área. Por ejemplo, en la ciudad de Fresno, esto incluye individuos con salarios anuales debajo de **\$38,386**, y familias de cuatro personas con salarios anuales debajo de **\$45,563**. La categoría de bajos o moderados ingresos también incluye: niños e cónyuges maltratados, ancianos, adultos incapacitados, individuos sin hogar, analfabetos, personas con SIDA, y trabajadores agrícolas.

### Si no puede asistir a un Foro Comunitario:

Si no puede asistir a uno de nuestros Foros Comunitarios, **haga oír su voz** – tome una encuesta breve en el internet: [www.surveymonkey.com/s/FresnoConPlan2015ESP](http://www.surveymonkey.com/s/FresnoConPlan2015ESP)

### Preguntas:

Si tiene preguntas o necesita copias de la encuesta, contacte a: Crystal Smith a (559) 621-8507 o [Crystal.Smith@fresno.gov](mailto:Crystal.Smith@fresno.gov).

❖ DESARROLLO COMUNITARIO ❖ VIVIENDA ❖ DESARROLLO ECONOMICO ❖







# CITY OF FRESNO | 2015-2019 CONSOLIDATED PLAN COMMUNITY NEEDS SURVEY

❖ COMMUNITY DEVELOPMENT ❖ HOUSING ❖ ECONOMIC DEVELOPMENT ❖

## Make your voice heard.

The City of Fresno is updating the Consolidated Plan for federal funds that primarily serve low- to moderate-income residents and areas. Please see the City of Fresno website at: [www.fresno.gov/cdbg](http://www.fresno.gov/cdbg) for additional details.

This survey will provide feedback to the City about which needs are most important for your neighborhood. Your responses will help rank federal funding priorities over the next five year plan period. This survey may also be completed online at: [www.surveymonkey.com/s/FresnoConPlan2015](http://www.surveymonkey.com/s/FresnoConPlan2015). To request this survey in Spanish, contact Keryna Johnson at [Keryna@lesardevelopment.com](mailto:Keryna@lesardevelopment.com) or at (619) 236-0612.

## Let's start the survey.

- Do you live in the city of Fresno?  Yes  No  Don't know
- What is your home zip code? \_\_\_\_\_
- What is your work zip code? \_\_\_\_\_
- What area of the city do you live in?  Southwest  Southeast  
 Northwest  Northeast
- Thinking about your community, please rate the level of need for neighborhood improvements in the categories listed below.

**(Complete the survey by circling a number between 1 and 3 for each area below. A rating of 1 indicates less need for improvement, a rating of 2 indicates medium need for improvement, and a rating of 3 indicates a high need for improvement. A rating of “?” indicates you do not know or have no opinion.)**

Overall Needs	Level of Need Low.....High.....?				Overall Needs	Level of Need Low.....High.....?			
Improve city facilities (such as parks, libraries, fire stations)	1	2	3	?	Create more affordable housing available to low-income residents	1	2	3	?
Improve non-profit facilities (such as senior centers and food banks)	1	2	3	?	Create more jobs available to low-income residents	1	2	3	?



<b>Housing Needs</b>	<u>Level of Need</u> Low.....High.....?				<b>Housing Needs</b>	<u>Level of Need</u> Low.....High.....?			
Owner-occupied housing rehabilitation	1	2	3	?	Rental housing rehabilitation	1	2	3	?
Down payment assistance (to purchase a house)	1	2	3	?	Fair housing testing (for discrimination)	1	2	3	?
Increase number of affordable rental housing units	1	2	3	?	Housing accessibility improvements (for people with disabilities)	1	2	3	?
Rental assistance (for low-income tenants)	1	2	3	?	Energy efficiency	1	2	3	?
Code enforcement activities in low-income neighborhoods	1	2	3	?	Permanent housing for homeless individuals and families	1	2	3	?
Housing for special needs (such as seniors and persons with disabilities)	1	2	3	?	Other _____ _____ _____	1	2	3	?

<b>Public Facilities Needs</b>	<u>Level of Need</u> Low.....High.....?				<b>Public Facilities Needs</b>	<u>Level of Need</u> Low.....High.....?			
Senior centers	1	2	3	?	Fire stations	1	2	3	?
Youth centers	1	2	3	?	Libraries	1	2	3	?
Centers for disabled persons	1	2	3	?	Parks and recreational facilities	1	2	3	?
Homeless facilities (transitional housing and emergency shelters)	1	2	3	?	Educational facilities	1	2	3	?
Facilities for persons with HIV / AIDS	1	2	3	?	Police stations	1	2	3	?
Health care facilities	1	2	3	?	Child care centers	1	2	3	?
Mental health care facilities	1	2	3	?	Parking facilities	1	2	3	?
Facilities for abused / abandoned / neglected children	1	2	3	?	Other _____ _____ _____	1	2	3	?

<b>Infrastructure and Neighborhood Improvements Needs</b>	<u>Level of Need</u> Low.....High.....?	<b>Infrastructure and Neighborhood Improvements Needs</b>	<u>Level of Need</u> Low.....High.....?
Water / Sewer improvements	1 2 3 ?	Sidewalk improvements	1 2 3 ?
Street improvements	1 2 3 ?	Lighting improvements	1 2 3 ?
Stormwater and drainage improvements	1 2 3 ?	Neighborhood signs	1 2 3 ?
ADA accessibility to public facilities	1 2 3 ?	Landscaping improvements	1 2 3 ?
Public art	1 2 3 ?	New or renovated playgrounds and tree planting	1 2 3 ?
Clearance of vacant lots	1 2 3 ?	Cleanup of contaminated sites	1 2 3 ?

<b>Public Services</b>	<u>Level of Need</u> Low.....High.....?	<b>Public Services</b>	<u>Level of Need</u> Low.....High.....?
Senior services	1 2 3 ?	Services for persons with HIV / AIDS	1 2 3 ?
Disability services	1 2 3 ?	Crime awareness and prevention services	1 2 3 ?
Legal services	1 2 3 ?	Tenant / Landlord counseling services	1 2 3 ?
Youth services	1 2 3 ?	Child care services	1 2 3 ?
Transportation services	1 2 3 ?	Health services	1 2 3 ?
Neighborhood cleanups (trash, graffiti, etc.)	1 2 3 ?	Abused / abandoned / neglected children services	1 2 3 ?
Battered and abused spouses services	1 2 3 ?	Mental health services	1 2 3 ?
Employment training services	1 2 3 ?	Lead-based paint / lead hazard screenings	1 2 3 ?
Homeless services	1 2 3 ?	Housing counseling	1 2 3 ?
Food banks	1 2 3 ?	Substance abuse services	1 2 3 ?

<b>Economic Development: Job Creation</b>	<u>Level of Need</u> Low.....High.....?	<b>Economic Development: Job Creation</b>	<u>Level of Need</u> Low.....High.....?
Financial assistance for low-income residents for business	1 2 3 ?	Loan assistance for business expansion (5 or fewer employees) –	1 2 3 ?

Economic Development: Job Creation	Level of Need Low.....High....?	Economic Development: Job Creation	Level of Need Low.....High....?
expansion and job creation		micro enterprise	
Site improvements: commercial / industrial	1 2 3 ?	Store front improvements	1 2 3 ?
Financial assistance for low-income individuals to create a small business	1 2 3 ?	Other _____ _____ _____	1 2 3 ?

**Please answer the following questions related to Fair Housing.**

**What is Fair Housing?** Fair Housing is a right protected by federal and state laws. Every resident is entitled to equal access to housing opportunities regardless of race, color, religion, sex, national origin, disability, familial status, marital status, age, ancestry, sexual orientation, source of income, or any other arbitrary reason.

6. Have you personally experienced housing discrimination? (If no, please skip to question 10.)

- Yes     No     Don't know

7. Where did the act of discrimination occur?

- Apartment complex     Condo development     Single-family neighborhood  
 When applying for city / county programs     Public or subsidized housing projects  
 Trailer or mobilehome park     Other (please specify): \_\_\_\_\_

8. On what basis do you believe you were discriminated against?

- Race     Color     Religion     Sex     National origin     Disability  
 Familial status (families with children under 18)     Marital status     Age  
 Other (please specify): \_\_\_\_\_

9. Who do you believe discriminated against you?

- Landlord /property manager     City/county staff     Mortgage lender / bank  
 Real estate agent     Mortgage insurer     Other (please specify): \_\_\_\_\_

10. If you have not experienced housing discrimination, do you know someone who has? Or, do you know of any places or people that have a reputation for discrimination? \_\_\_\_\_

11. Do you have any other comments, questions, or concerns? \_\_\_\_\_

12. If you would like to receive updates on this planning process, please provide your email address: \_\_\_\_\_@\_\_\_\_\_.com.

**Thank you for completing this survey!**

Please return this form to:  
LeSar Development Consultants  
404 Euclid Avenue, Suite 212  
San Diego, CA 92114  
[Keryna@lesardevelopment.com](mailto:Keryna@lesardevelopment.com)



# ENCUESTA DE NECESIDADES COMUNITARIAS

❖ DESARROLLO COMUNITARIO ❖ VIVIENDA ❖ DESARROLLO ECONOMICO ❖

## ¡Haga oír su voz!

La ciudad de Fresno está actualizando su Plan de Consolidación para fondos federales que beneficiaran a familias e individuos de bajos o moderados recursos. Visite nuestro sitio web para más información: [www.fresno.gov/cdbg](http://www.fresno.gov/cdbg).

Esta encuesta le hace saber a la ciudad que tipos de instalaciones o servicios son más importantes para su vecindario. Sus respuestas ayudaran a priorizar fondos para los próximos cinco años. Si prefiere tomar esta encuesta en el internet, visite: [www.surveymonkey.com/s/FresnoConPlan2015ESP](http://www.surveymonkey.com/s/FresnoConPlan2015ESP).

## Hay que comenzar la encuesta.

- ¿Vive en la ciudad de Fresno?  Sí  No  No se
- ¿Cuál es su código postal de su casa? \_\_\_\_\_
- ¿Cuál es su código postal de su trabajo? \_\_\_\_\_
- ¿En qué área de la ciudad vive?  Suroeste  Sudeste  Noroeste  Nordeste
- Tomando en cuenta su vecindario y las instalaciones y servicios que actualmente hay disponibles, por favor califique el nivel de necesidad de las siguientes áreas.

**(Circule un número entre 1 y 3 por cada categoría abajo. Una calificación de 1 indica baja necesidad. Una calificación de 3 indica alta necesidad. Una calificación de “?” indica que no sabe.)**

Necesidades Generales	Nivel de Necesidad Baja.....Alta...?	Necesidades Generales	Nivel de Necesidad Baja.....Alta...?
Mejorar las Instalaciones Municipales (como parques, bibliotecas, estaciones de bomberos)	1 2 3 ?	Crear más viviendas disponibles para residentes de bajos ingresos	1 2 3 ?
Mejorar instalaciones públicas (como centros para ancianos y bancos de alimento)	1 2 3 ?	Crear más empleos disponibles para los residentes de bajos ingresos	1 2 3 ?





<b>Vivienda</b>	<b>Nivel de Necesidad Baja... ..Alta... ?</b>	<b>Vivienda</b>	<b>Nivel de Necesidad Baja... ..Alta... ?</b>
Rehabilitación de viviendas ocupadas por propietarios	1 2 3 ?	Rehabilitación para las viviendas alquiladas	1 2 3 ?
Asistencia para comprar casa	1 2 3 ?	Información sobre equidad en la vivienda	1 2 3 ?
Aumentar el número de viviendas de renta asequibles	1 2 3 ?	Mejorar la accesibilidad de viviendas	1 2 3 ?
Asistencia financiera para renta	1 2 3 ?	Mejorar la eficiencia energética de las casas	1 2 3 ?
Inspección de viviendas en vecindarios de bajos recursos	1 2 3 ?	Vivienda permanente para personas sin hogar	1 2 3 ?
Vivienda para necesidades especiales (como ancianos y personas con discapacidades)	1 2 3 ?	Otros _____ _____ _____	1 2 3 ?

<b>Instalaciones Publicas</b>	<b>Nivel de Necesidad Baja... ..Alta... ?</b>	<b>Instalaciones Publicas</b>	<b>Nivel de Necesidad Baja... ..Alta... ?</b>
Centros de ancianos	1 2 3 ?	Estaciones de policía	1 2 3 ?
Centros de jóvenes	1 2 3 ?	Bibliotecas	1 2 3 ?
Centros para personas con discapacidad	1 2 3 ?	Instalaciones educativas	1 2 3 ?
Instalaciones para personas sin hogar (como viviendas de transición y refugios de emergencia)	1 2 3 ?	Parques e instalaciones recreativas	1 2 3 ?
Centros para personas con VIH/SIDA	1 2 3 ?	Estaciones de bomberos	1 2 3 ?
Centros de atención médica	1 2 3 ?	Centros para cuidado de niños	1 2 3 ?
Centros de salud mental	1 2 3 ?	Estacionamiento	1 2 3 ?
Instalaciones para niños abusados, abandonados	1 2 3 ?	Otros _____ _____	1 2 3 ?

<b>Mejoramiento de la Infraestructura y los Vecindarios</b>	<b>Nivel de Necesidad Baja... ..Alta... ?</b>	<b>Mejoramiento de la Infraestructura y los Vecindarios</b>	<b>Nivel de Necesidad Baja... ..Alta... ?</b>
Mejorar el servicio de agua/alcantarillas	1 2 3 ?	Mejorar las aceras/banquetas	1 2 3 ?
Mejorar las calles	1 2 3 ?	Mejorar las luces de la calle	1 2 3 ?
Mejorar el drenaje de agua	1 2 3 ?	Letreros en los vecindarios	1 2 3 ?
Accesibilidad a las instalaciones públicas	1 2 3 ?	Mejoramiento del paisaje	1 2 3 ?

<b>Mejoramiento de la Infraestructura y los Vecindarios</b>	<u>Nivel de Necesidad</u> Baja... ..Alta... ?	<b>Mejoramiento de la Infraestructura y los Vecindarios</b>	<u>Nivel de Necesidad</u> Baja... ..Alta... ?
Arte Publico	1 2 3 ?	Campos de recreo nuevos o renovados	1 2 3 ?
Adquisición y liquidación de lotes y casas vacantes	1 2 3 ?	Limpieza de sitios contaminados	1 2 3 ?

<b>Servicios Públicos</b>	<u>Nivel de Necesidad</u> Baja... ..Alta... ?	<b>Servicios Públicos</b>	<u>Nivel de Necesidad</u> Baja... ..Alta... ?
Servicios para ancianos	1 2 3 ?	Servicios para personas con VIH/SIDA	1 2 3 ?
Servicios para los discapacitados	1 2 3 ?	Servicios de prevención del crimen	1 2 3 ?
Servicios legales	1 2 3 ?	Servicios para los que alquilan	1 2 3 ?
Servicios para jóvenes	1 2 3 ?	Cuidado de niños	1 2 3 ?
Banco de alimentos	1 2 3 ?	Servicios de salud	1 2 3 ?
Limpieza de vecindario (basura, grafiti, etc.)	1 2 3 ?	Servicios para niños abandonados o maltratados	1 2 3 ?
Servicios de empleo	1 2 3 ?	Servicios mentales	1 2 3 ?
Servicios de transportación	1 2 3 ?	Análisis de pintura a base de plomo	1 2 3 ?
Servicios de personas sin hogar	1 2 3 ?	Consejería sobre la compra de vivienda	1 2 3 ?
Servicios para los maltratados o abusados	1 2 3 ?	Servicios para el abuso de sustancias	1 2 3 ?

<b>Desarrollo Económico: Creación de trabajos en comunidades de bajos recursos</b>	<u>Nivel de Necesidad</u> Baja... ..Alta... ?	<b>Desarrollo Económico: Creación de trabajos en comunidades de bajos recursos</b>	<u>Nivel de Necesidad</u> Baja... ..Alta... ?
Asistencia financiera para residentes de bajos ingresos para la expansión de negocios y creación de empleo	1 2 3 ?	Asistencia para empresas pequeñas para su expansión (5 empleados o menos)	1 2 3 ?
Mejorar sitios comerciales/ industriales	1 2 3 ?	Mejoramiento de la apariencia de los negocios	1 2 3 ?
Asistencia financiera para personas de bajos ingresos para crear nuevos negocios	1 2 3 ?	Otros _____ _____	1 2 3 ?

**Por favor conteste las siguientes preguntas relacionadas con Equidad en la Vivienda.**

**¿Qué es Equidad en la Vivienda?** El acto de Equidad en la Vivienda está protegido por leyes federales y estatales. Todos los residentes tienen derecho a recibir oportunidades de vivienda sin importar su raza, color, religión, sexo, origen nacional, discapacidad, estado familiar, estado civil, edad, ancestría, orientación sexual, recurso de ingresos, o cualquier otra razón arbitrera.

6. ¿Ha sido discriminado en la vivienda?  
(si la respuesta es NO, pase a la pregunta 10.)

- Sí       No       No se

7. ¿Donde ocurrió el acto de discriminación?

- Apartamento                                       Condominio  
 Casa en un vecindario                               Cuando aplico para programas de la ciudad/condado  
 Proyecto de vivienda pública o con subsidio       Parque de tráiler o casa móvil  
 No se     Otro: \_\_\_\_\_

8. ¿En qué base cree que fue discriminado/a?

- Raza     Color     Religión     Sexo     Origen Nacional     Discapacidad  
 Orientación sexual     Estado Familiar (familias con niños menores de 18 años)  
 No se     Otro: \_\_\_\_\_

9. ¿Quien cree que descriminó contra usted?

- Dueño/ propietario de vivienda                               Representantes de la Ciudad/Condado  
 Agente de seguros                                                       Agente inmobiliario  
 Agente de préstamos                                                       No se       Otro: \_\_\_\_\_

10. Si usted no ha sido discriminado en la vivienda, ¿sabe alguien que ha sido? ¿O, sabe de lugares o personas que tienen una reputación de discriminación? \_\_\_\_\_

11. ¿Tiene otros comentarios, preguntas o preocupaciones? \_\_\_\_\_

12. Si quiere ser añadido a nuestra lista de correo, la cual proporcionara información sobre el proyecto, juntas públicas, e información sobre el plan de actualización del Plan Consolidado, por favor indique su correo electrónico: \_\_\_\_\_@\_\_\_\_\_.\_\_\_\_\_.

**¡GRACIAS por tomar esta encuesta!**

Por favor devuelva esta encuesta a:  
LeSar Development Consultants  
404 Euclid Avenue, Suite 212  
San Diego, CA 92114  
[keryna@lesardevelopment.com](mailto:keryna@lesardevelopment.com)