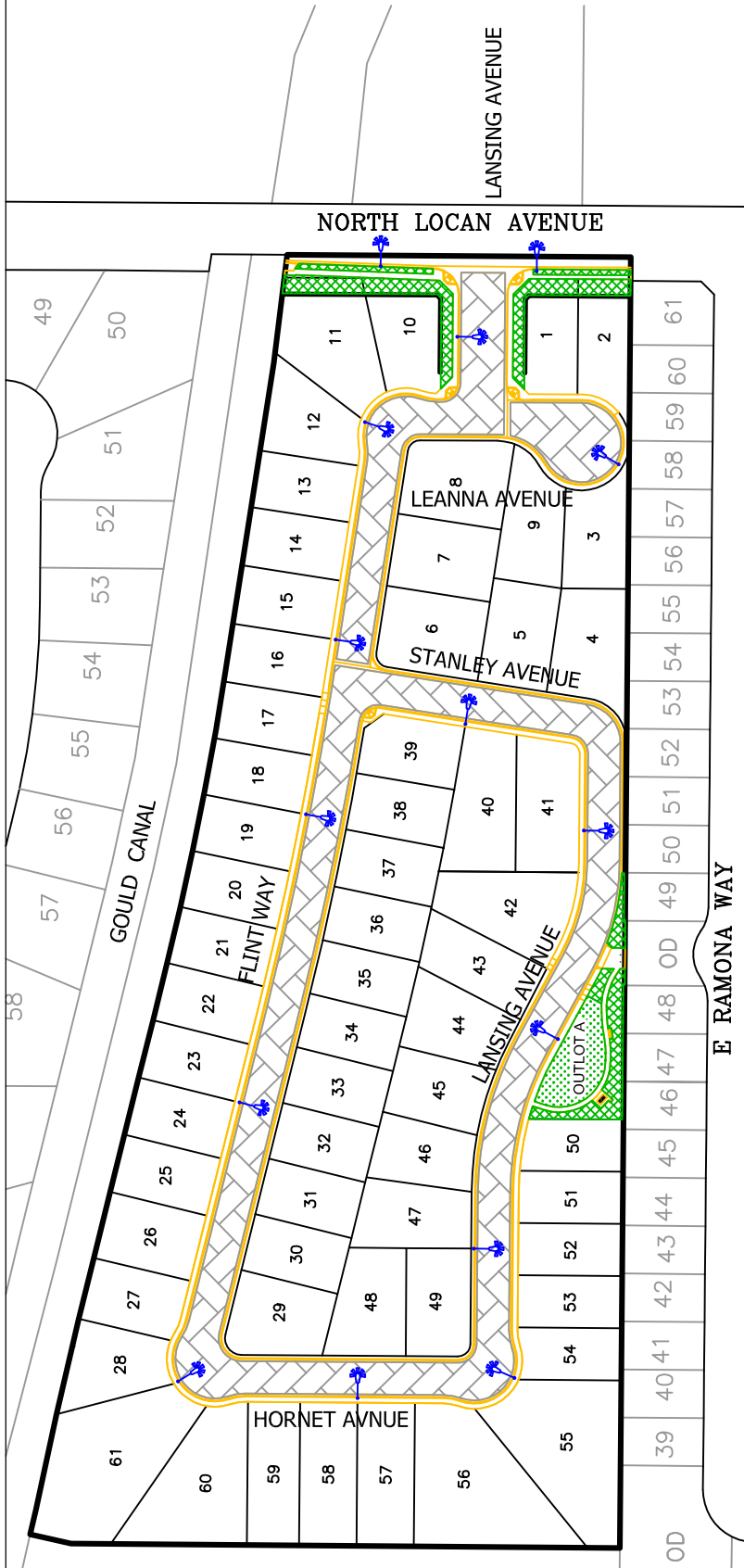






NOT TO SCALE
February 1, 2017



LANDSCAPE AND IRRIGATION:

 TREES AND SHRUBS
BUFFERS/PARKWAYS = 10,516 SF
OUTLOT A = 3,396 SF

 TURF AND BEDS
OUTLOT A = 4,292 SF

SMALL TREES = 9 EA

LARGE TREES = 20 EA

CONCRETE IMPROVEMENTS:

 CURB & GUTTER = 5,071 LF
VALLEY GUTTER = 1,128 SF

CURB RAMPS = 1,751 SF

SIDEWALK = 14,860 LF

OUTLOT A CONC = 1,490 LF


OUTLOT A AMENITIES:

BENCH = 1 EACH

TABLE = 1 EACH

TRASH RECEPTACLES = 2 EACH

INTERIOR PAVEMENT:

 TOTAL AREA = 80,634 SF

STREET LIGHTS:

 TOTAL = 18 EACH