



Fresno Regional Workforce Development Board Overview

Blake Konczal, Executive Director

9 November 2017



Long History of Federally Funded Workforce Investment

- Works Progress Administration (WPA), 1934-1943
- Community Action Program (CAP), 1964-Current
- Comprehensive Employment and Training Act (CETA), 1973-1983
- Job Training Partnership Act (JTPA), 1983-2000
- Economic Dislocation and Worker Adjustment Act (EDWAA), 1990-2000
- Workforce Investment Act (WIA), 2000 - 2012
- Workforce Innovation and Opportunity Act (WIOA) 2012 - Current

Recognition as a LWDB

- How is a jurisdiction recognized by the federal government as a local workforce development board?
 - Constitute a board using federal criteria.
 - Draw down federal monies.



3

Examples



United States
Department of
Labor



**Workforce
Development Boards**



U.S. Dept. of
Housing & Urban
Development



Housing Authorities



U.S. Dept. of
Health & Human
Services



**Community Action
Agencies**



United States
Department of
Transportation

**Federal Rail
Administration**
Rail Authorities



**Federal Transit
Administration**
Transit Authorities



Fresno Regional
**Workforce
Development Board**

Local Workforce Development Boards

Composition

- Established in each local workforce development area
- Appointed by Chief Local Elected Officials (CLEOs) using criteria of federal & state governments
- City of Fresno and County of Fresno jointly act as CLEO
- Chair must be private sector/business

Our Workforce Development Board

Appointed by both the Fresno City Council & Fresno County Board of Supervisors.

- 29-Member Board consisting of:
 - Business (majority) – 15 members
 - Labor Organizations – 6 members
 - Public Education – 2 members
 - State of CA UI – 1 member
 - State of CA Rehabilitation – 1 member
 - County DSS – 1 members
 - Economic Development – 1 member
 - Additional Members deemed appropriate by CLEOs
 - 1 City Council Member & 1 County Supervisor

Types of Funding



1. Formula Allotment
2. Discretionary Grants

Formula Allocation of Funds

Three funding streams to states and localities:

1. Low Income Adults
2. Dislocated Workers, and;
3. Youth (aged 14-24)
 - a) In School (Younger) – 25%
 - b) Out-of-School (Older) – 75%

Our Budget

Fresno Regional Workforce Development Board

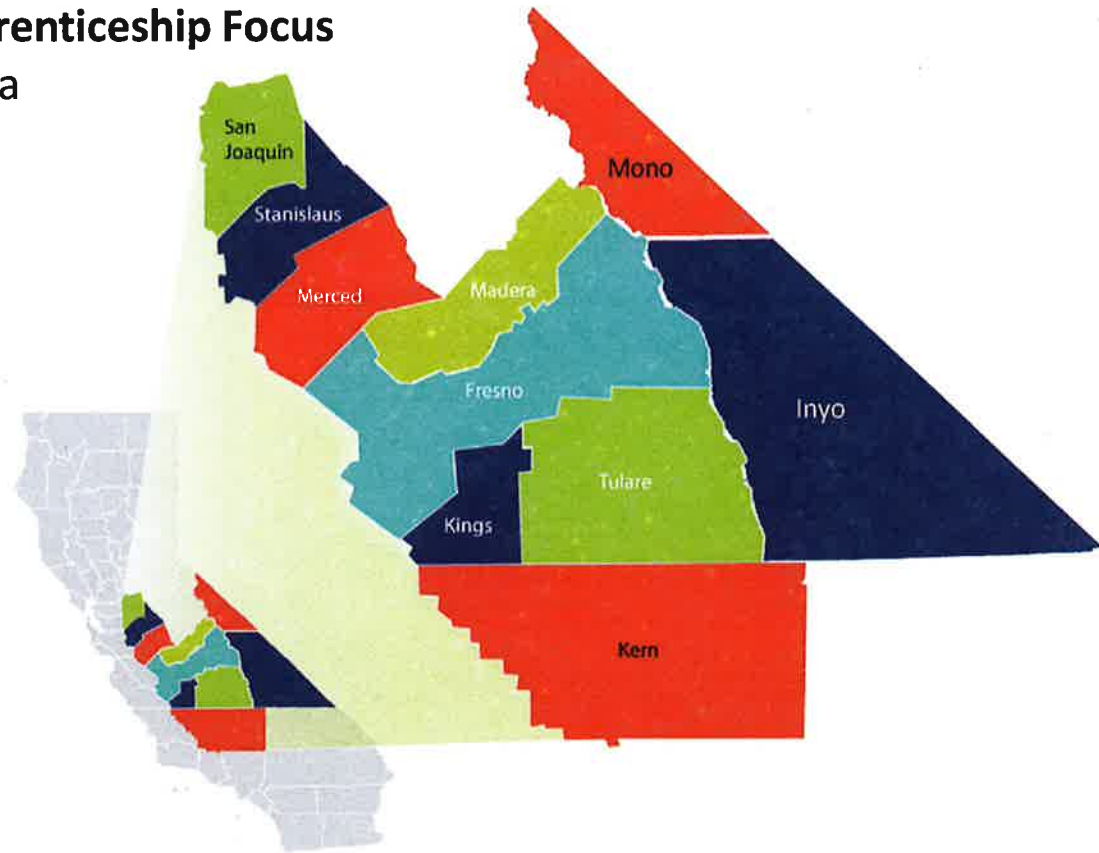
Fiscal Year 2017-2018

Adult	4,831,098
DW	4,264,989
Youth	5,104,062
Rapid Resp.	229,015
Other Grants	1,641,547
	<hr/>
	16,070,711

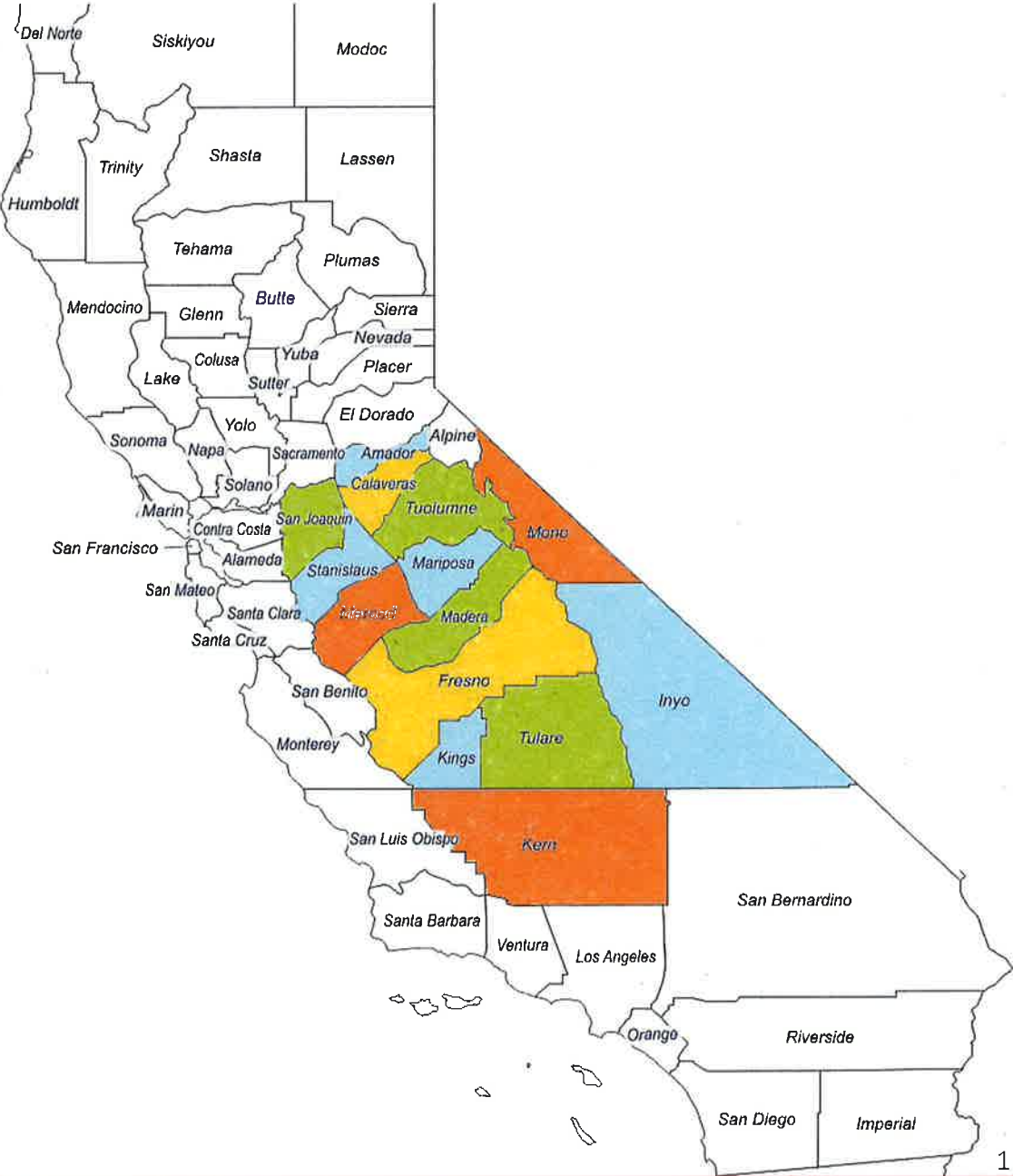
Slingshot	609,174
WAF 3.0	56,192
EPA	160,930
Prop 39	608,768
ELL	206,483
	<hr/>
	1,641,547

Primary Discretionary Grants

Proposition 39
Construction Pre-Apprenticeship Focus
10-County Service Area



SlingShot: Manufacturing Focus 14-County Service Area



Adult Clients' Success Rates

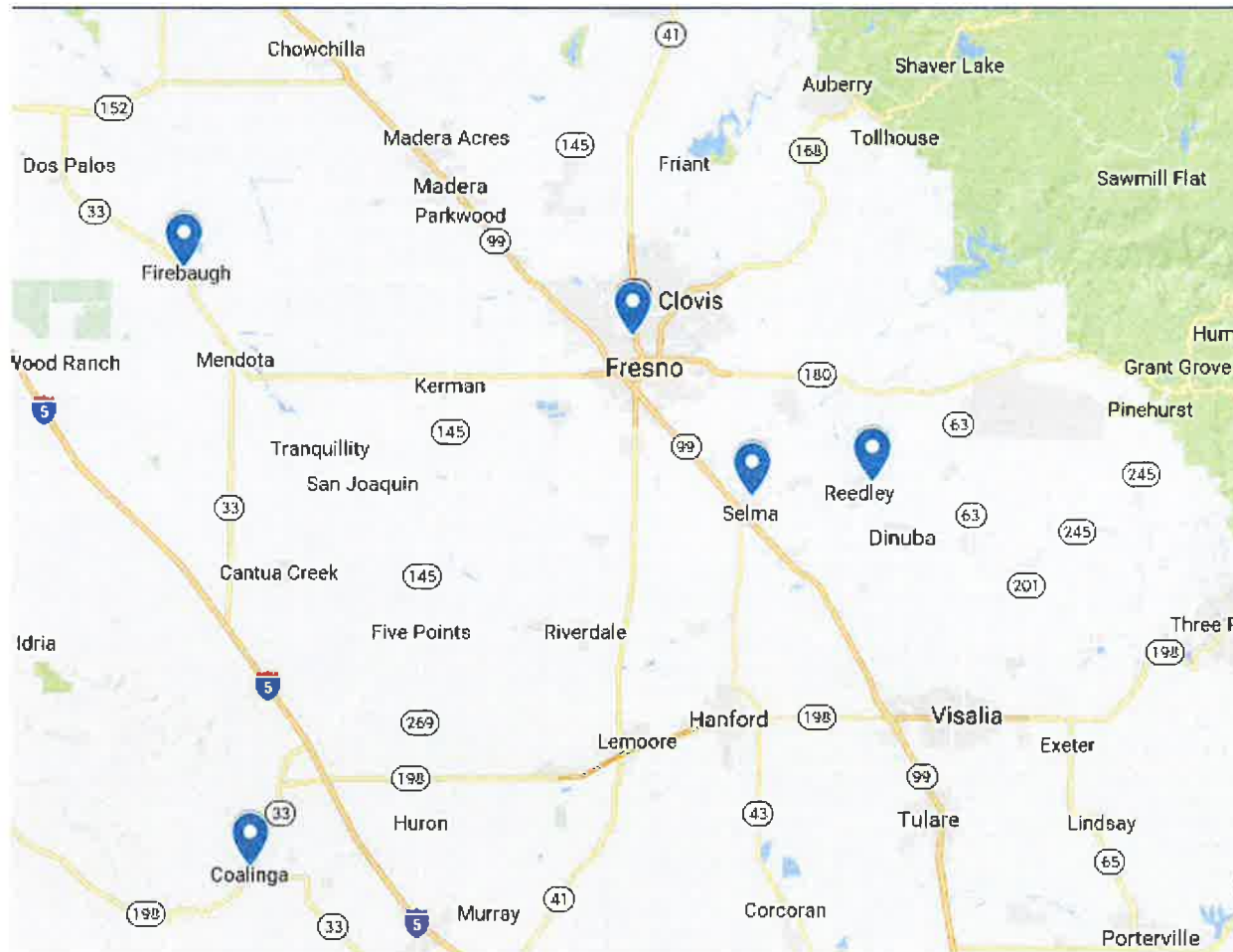
Fiscal Year 2015-16			
Measure	Goal	Actual	Success Rate
Entered Employment	64%	82%	128.1%
Employment Retention	81%	85%	104.9%
Average Earnings	\$13,150	\$18,511	140.8%

Dislocated Worker Success Rates

Fiscal Year 2015-16			
Measure	Goal	Actual	Success Rate
Entered Employment	73%	89%	121.9%
Employment Retention	84.5%	92%	108.9%
Average Earnings	\$14,300	\$18,794	131.4%

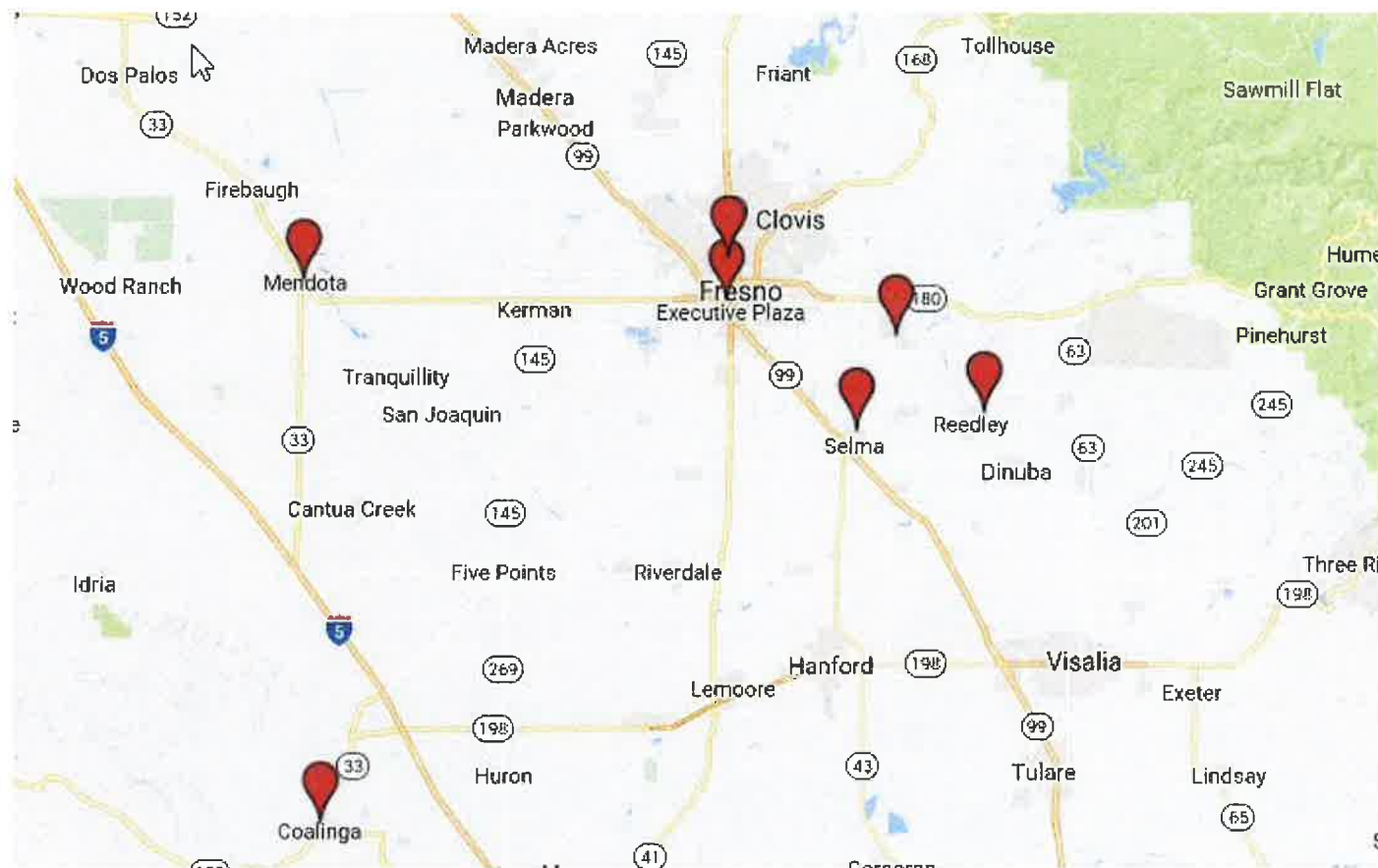


Adult Service Locations



Fresno Regional
Workforce
Development Board

Youth Service Locations



Fresno Regional
**Workforce
Development Board**

Questions?



Fresno Regional
**Workforce
Development Board**

Contact Information

Blake Konczal, Executive Director

Fresno Regional Workforce Development Board

(559) 490-7100

bkonczal@workforce-connection.com