

City of Fresno
Parks, After School, Recreation, and Community Services Department

2024

ANNUAL REPORT

December 15, 2025




ANNUAL REPORT OVERVIEW

- PARCS overview
- Fresnans that live within a half-mile of a park
- The percentage of Fresnans accessing PARCS Programs
- Parks Master Plan implementation
- Update on the implementation of the Active Transportation Plan
- Update on the implementation of deferred maintenance and improvements to existing parks and recreational facilities in the City
- Park Rangers



REPORTING PERIOD

JULY 1, 2023 - JUNE 30, 2024






PARCS OVERVIEW




108
Parks &
Facilities



MEASURE P BUDGET BY EXPENDITURE CATEGORY FY 2024

CATEGORY 1

Improving and Maintaining Safe, Clean Neighborhood Parks and Playgrounds

\$18,343,023

Highest-Need Neighborhoods

\$20,107,977

CATEGORY 4

Expanded Access to Arts and Culture

\$9,902,600

CATEGORY 2

New Neighborhood Parks; Senior and Youth Recreation Facilities

\$10,624,575

Highest-Needs Neighborhoods

\$9,793,325

CATEGORY 5

Safe Walking and Biking Trails; Street Beautification and Litter Removal; and the San Joaquin River Parkway

\$1,083,300

CATEGORY 3

Youth and Senior Recreation Programs; After School Programs; and Job Training for Youth and Veterans

\$4,766,500

CATEGORY 6

Program Implementation and Fiscal Controls

\$587,600

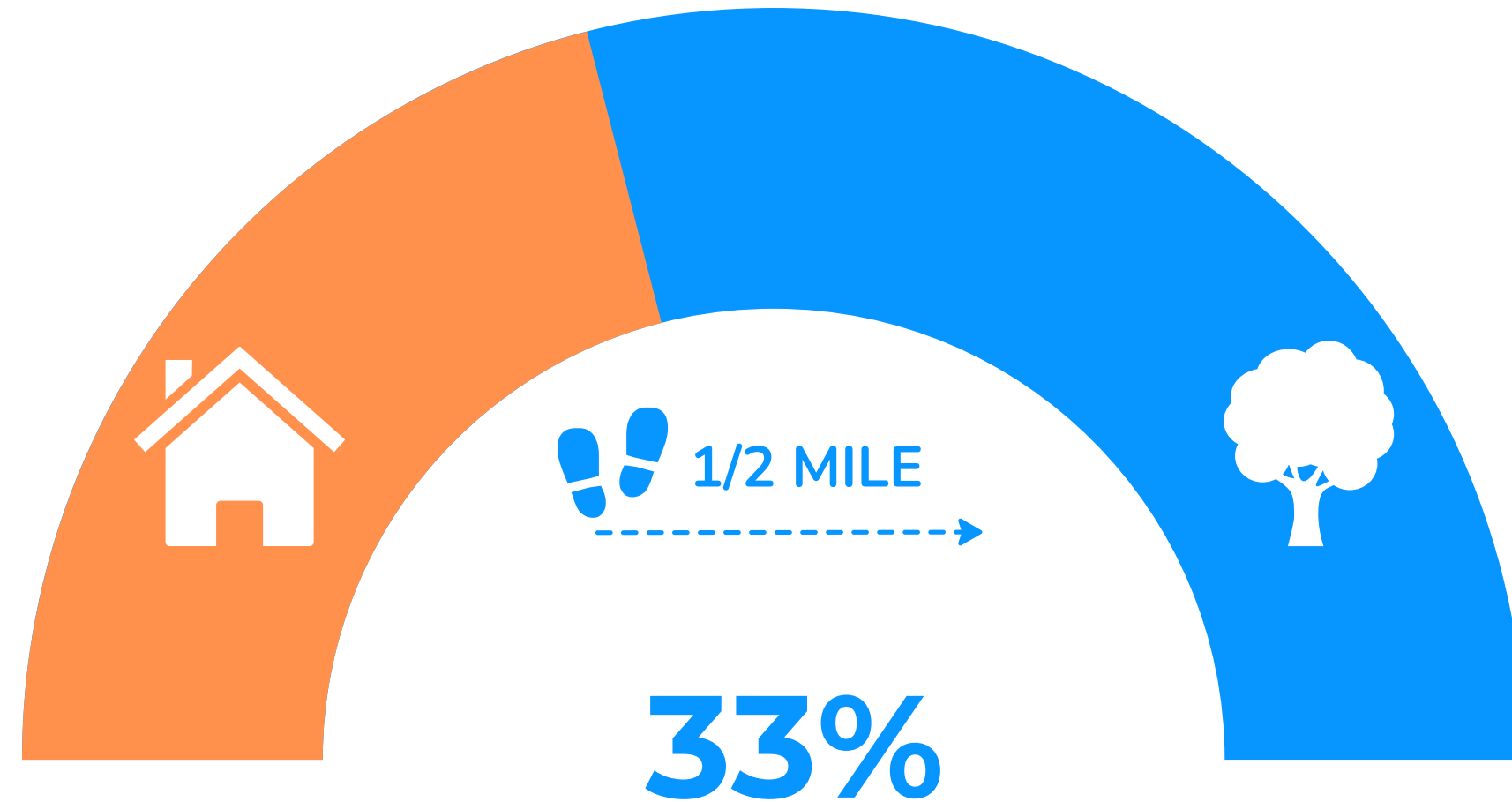
GRAND TOTAL: \$75,208,900





**FRESNANS THAT LIVE WITHIN A HALF-MILE
OF A PARK**

FRESNANS THAT LIVE WITHIN A HALF-MILE OF A PARK



of Fresnans live within
1/2-mile walking distance of a park.

552,507
2024 City of Fresno Population



A photograph of two young women in a school hallway, overlaid with a blue tint. The woman on the left is smiling and making a peace sign. The woman on the right is also making a peace sign. In the background, there are posters on the wall and signs for 'EXIT ROUTE' and 'Restrooms'.

THE PERCENTAGE OF FRESNANS ACCESSING PARCS PROGRAMS

THE PERCENTAGE OF FRESNANS ACCESSING PARCS PROGRAMS



PARCS PROGRAMS

- Action Sports Program (BMX)
- Adaptive Recreation Program
- Adult Sports Program
- After School Program
- Aquatics Program
- Bicycle and Pedestrian Safety Program
- Camp Fresno Youth Program
- Neighborhood Safety and Community Engagement Program
- Science Program
- Senior Program
- Sports, Play, Active Recreation for Kids (SPARK) Program
- Youth Employment Program
- Youth Sports Fee Waiver Program
- Youth Sports Program
- Warming and Cooling Centers



FRESNANS WHO ACCESS PARCS PROGRAMS

Groups	Total Population (ESRI 2024)	Number of Fresnans Accessing Programs (Unduplicated)	Fresnan Attendance (Duplicated)
Children	145,654	11,316	504,687
Adults	279,699	3,748	76,731
Seniors	127,154	1,201	34,038
Age Unknown	N/A	2,398	24,732
Total	552,507	18,663	640,188

116% Percentage of Fresnans attending PARCS programming. It is estimated that 3% of participants were unduplicated.



A photograph of a person in a dark shirt and sunglasses shooting a basketball. The person is seen from the side, with their right arm raised to hold the ball and their left hand open. The background shows trees and a building. The entire image is covered with a semi-transparent blue filter.

PARKS MASTER PLAN IMPLEMENTATION

PARKS MASTER PLAN GOALS

The goals below were established by the 2018 Parks Master Plan (PMP). This section provides an overview and progress update on the implementation of each goal.

- GOAL 1: FUND**
- GOAL 2: MAINTAIN**
- GOAL 3: IMPROVE**
- GOAL 4: EXPAND**
- GOAL 5: SECURE**
- GOAL 6: CONNECT**
- GOAL 7: PARTNER**
- GOAL 8: ADVOCATE**
- GOAL 9: CELEBRATE**

- NOT YET STARTED**
- IN PROGRESS**
- IMPLEMENTED**
- ONGOING**

PARKS MASTER PLAN PROGRESS - GOAL 1: FUND

Parks Master Plan Recommendations		Not Yet Started	In Progress	Implemented	Ongoing
1.1	Employ a business planning approach to the financial management of Fresno's park and open space system that accounts for total cost of ownership and adequately funds new parks, maintenance, and ongoing operations, including the following strategies: <ul style="list-style-type: none"> • Increase investment in assets, including costs for lifecycle replacement and maintenance • Increase Fresno's annual maintenance and operations budget to align with standard state funding levels 			x	x
1.2	First prioritize funding for maintenance and existing park improvements, then prioritize budget for land acquisition.*			x	x
1.3	Continue to require that developers create special districts such as Community Facilities Districts (CFDs) to fund pocket park maintenance.*			x	x





**UPDATE ON THE IMPLEMENTATION
OF THE ACTIVE TRANSPORTATION
PLAN**

ATP IMPLEMENTATION UPDATE: FACILITIES

Item	Growth
On-Street Bikeways (Class II and IV)	11.9 Miles
Class I	3.6 Miles
Class II	6.1 Miles
Class IV	5.8 Miles
Transit Stops Added or Improved	101
New Sidewalk	12.3 Miles
Repaired Sidewalk	10 Miles
Crosswalks	96
ADA Ramps	430
Streetlights	334
Trees Planted	2,961
Bike Boxes	34



A blue-tinted photograph of a modern playground. In the foreground, a large, curved slide is visible. Behind it, there are various climbing structures, including a large archway and a complex network of ropes and bars. The playground is set on a soft, green rubber mat. In the background, there are trees, a picnic table, and a building. The overall scene is bright and clear, with a consistent blue color overlay.

UPDATE ON THE IMPLEMENTATION OF DEFERRED MAINTENANCE AND IMPROVEMENTS TO EXISTING PARKS AND RECREATIONAL FACILITIES IN THE CITY



14
Custodial routes



Restrooms
Maintained daily



Litter Removal
Daily service



Pools
Maintained daily and monitored hourly during the aquatics season.



Maintenance
Prompt submission and completion of maintenance requests.



4,834
Maintenance Requests Processed



CAPITAL IMPROVEMENT PROJECTS

19 PROJECTS IN THE **INITIATION AND PLANNING** PHASE.

68 PROJECTS IN THE **DESIGN** PHASE.

11 PROJECTS IN THE **CONSTRUCTION** PHASE.

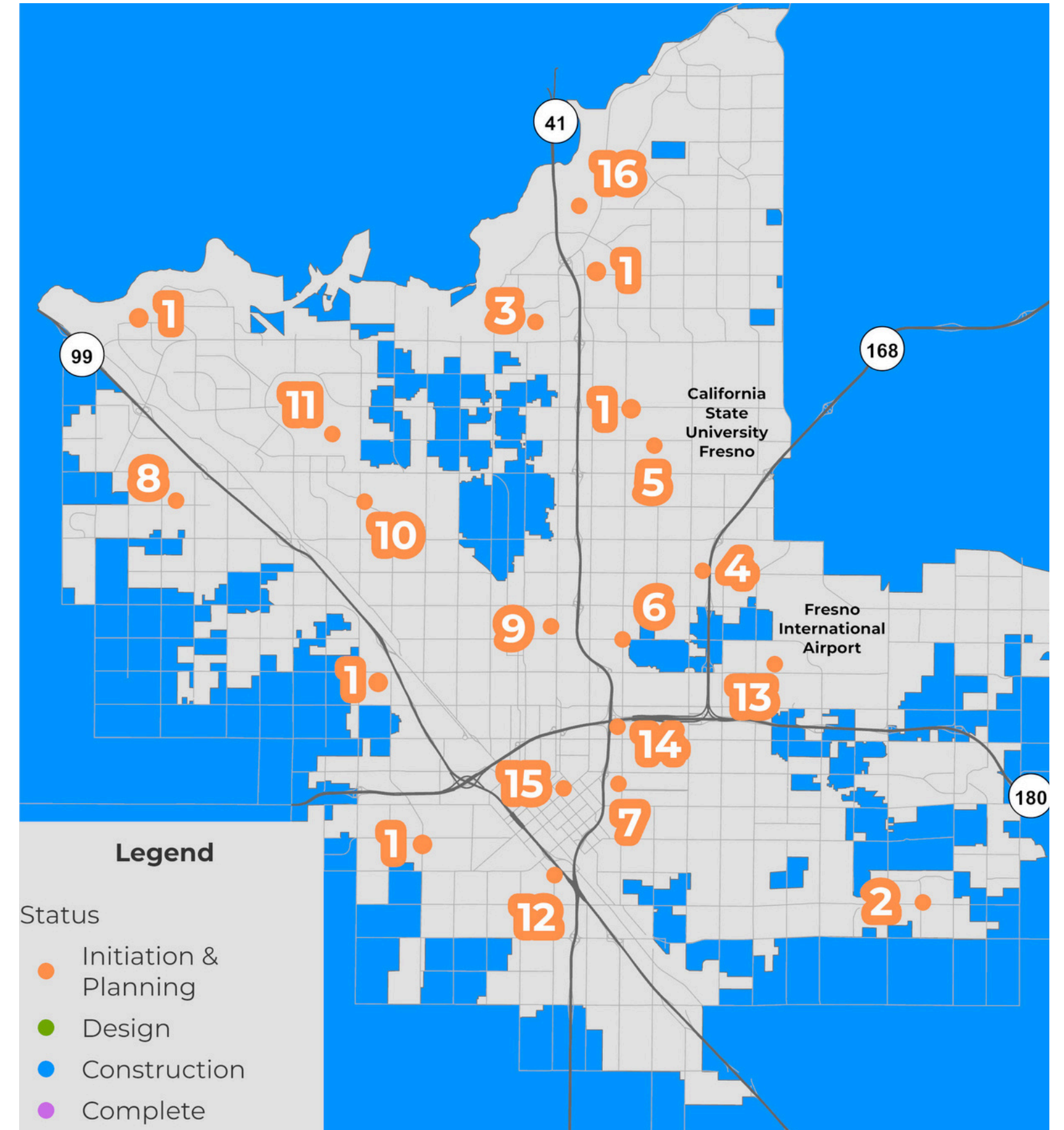
25 CAPITAL PROJECTS **COMPLETED** IN FY24.

TOTAL: 123 PROJECTS



INITIATION AND PLANNING PHASE

MAP #	PROJECT	TYPE	**AUDIT NUMBER	NEW/ EXISTING FACILITY	HNN
1	FMFCD Basins				
1a	Amenity Improvements (Citywide)	Improvement	0216	Existing	No
1b	Amenity Improvements (HNN)	Improvement	0262	Existing	Yes
2	Church Avenue Acquisition	Improvement		New	Yes
3	College Avenue Acquisition	Improvement	0231	New	No
4	Dakota/Barton Acquisition	Improvement	0120	New	No
5	El Dorado Park Acquisition	Improvement	0076	Existing	No
6	First/Clinton Property Acquisition	Improvement		New	No
7	Holmes Park Rehab	Improvement	0179	Existing	Yes
8	Inspiration Park Soft Fall Replacement	Deferred Maintenance		Existing	No
9	Lafayette Park Court Resurfacing	Deferred Maintenance		Existing	No
10	Lions Park Multi-Use Court Resurfacing	Deferred Maintenance		Existing	No
11	Logan Park				
11a	Monument Sign Replacement	Improvement	0153	Existing	No
11b	Multi-Use Court Resurfacing	Deferred Maintenance	0284	Existing	No





PARK RANGERS

19

Park Rangers were fully trained and assigned to a Policing District in FY 2024.



QUESTIONS

