

Code Enforcement Report


City Attorney's Office
October 10, 2024

Cannabis Administrative Prosecutor Program (CAPP)

- ▶ MOU with OAG signed in August 2023 and automatically renewed.
- ▶ Full annual report scheduled for October 31, 2024.
- ▶ Cultivation – 4 confirmed cultivation sites with assistance from FPD, and the Department of Cannabis Control. A total of \$3,081,000 in issued citations and 3,081 seized and destroyed plants.
- ▶ Retail – 14 smoke shop inspections with FPD, FFD, CDTFA, and DOJ. Notices issued to all businesses for illegal products and other code enforcement violations, including unpermitted electrical and illegal additions of habitable space.

CAPP

Products found during inspections



CAPP

Other Code Enforcement Violations



Unpermitted electrical




Illegal addition of habitable space



Unpermitted water heater

Night Team

- ▶ City-wide enforcement of a range of cases, including sidewalk and mobile vending.
 - ▶ Enforcement of sidewalk and mobile vending in Parks, pursuant to Resolution 2024-24.
 - ▶ Assistance with Special Events, like Why Not Wednesday and the Big Fresno Fair.
 - ▶ The team also assists with regular housing and public nuisance cases. As of September 20, the team has more than 160 cases, and they have closed 204 cases since the last Quarterly Report.
- 

Night Team



Vendors at Roeding Park



Verifying licensing for food vendor



Inaugural Why Not Wednesday

Community Compliance

- ▶ Seven Council District Teams
 - ▶ Blighted Vacant Building Team
 - ▶ Blackstone Corridor
- 

Community Compliance

District Team Case Numbers (as of September 20, 2024):

District 1 – 183 cases

District 2 – 117 cases

District 3 – 357 cases

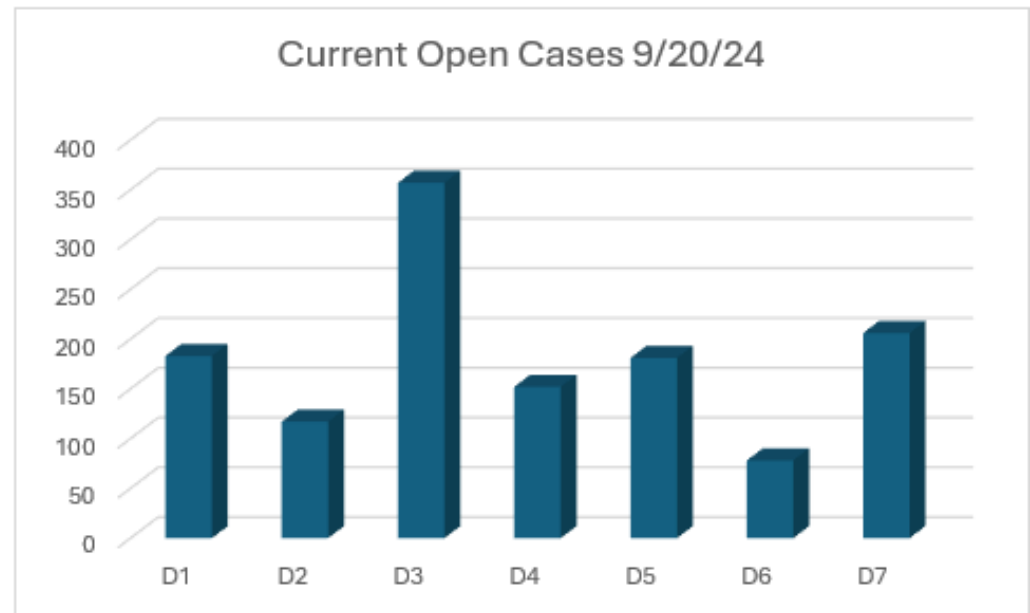
District 4 – 152 cases

District 5 – 181 cases

District 6 – 78 cases

District 7 – 206 cases

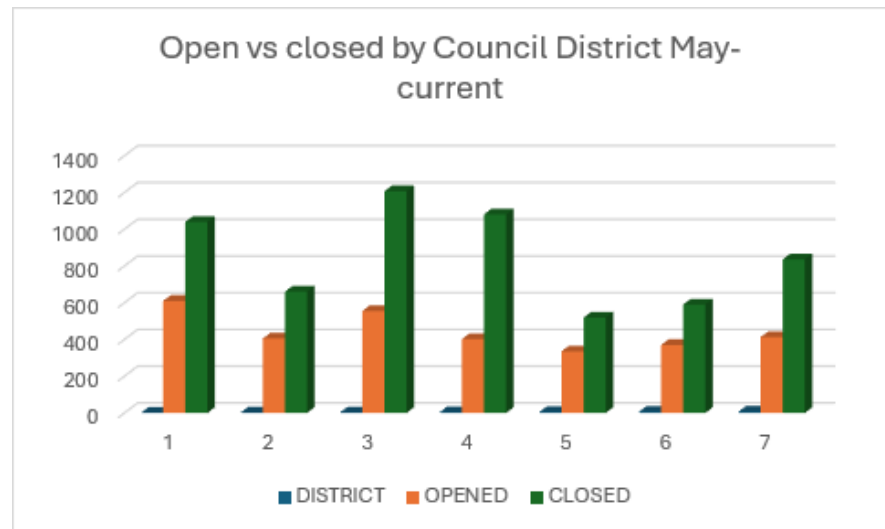
Total: 1274 Cases



Community Compliance

From May through September, the District teams opened and closed the following amounts of cases:

District	Opened	Closed
1	610	1040
2	405	660
3	555	1207
4	402	1081
5	335	519
6	370	590
7	413	836
Total	3090	5933



Community Compliance

Vacant Lot – 142 E O’Neil (District 3)



Before



After

Community Compliance

334 L Street (District 3)




Before



After

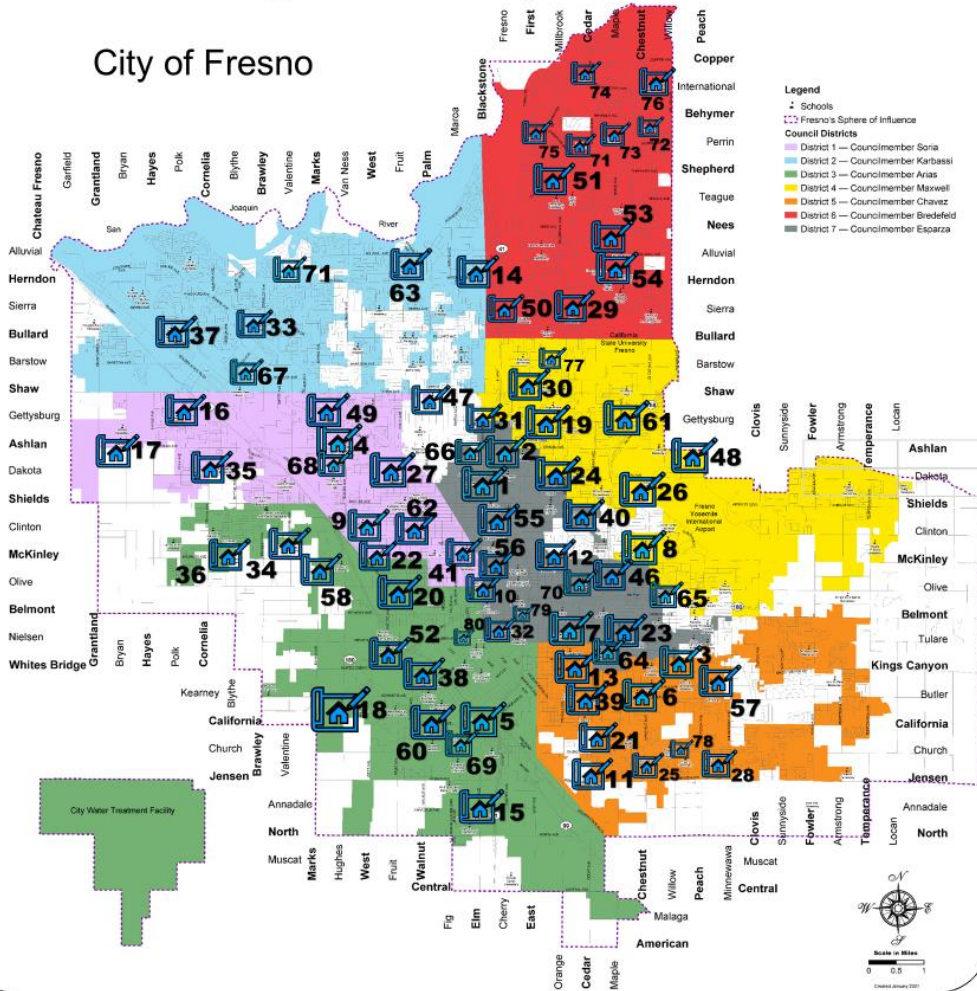
Special Teams

School Area Team

- ▶ The School Area Team provides pro-active code enforcement around schools.
 - ▶ Since the last quarterly report, the SAT has completed inspections and outreach in the following seven school areas: Liberty, Riverview, Copper Hills, Fugman, Valley Oak, Granite Ridge, and Clovis North. A small number of cases in these areas will continue as they require additional time and effort to reach compliance.
 - ▶ SAT enforcement and outreach is now underway in the following four school areas: Hoover (D4), Herrera/Terronez (D5), Tehipite (D7), and Lowell (D3).
- 

School Legend February 2020 to Present

City of Fresno



- | | |
|-----------------------------|----------------------------------|
| 1. Fort Miller | 37. Saroyan |
| 2. Pyle | 38. Columbia |
| 3. Olmos | 39. Vang Pao, Sequoia |
| 4. Wilson | 40. Wishon, McLane |
| 5. Lincoln | 41. Heaton |
| 6. Lane | 42. Leavenworth |
| 7. Rowell | 43. Jefferson |
| 8. Ericson, Norseman | 44. Winchell |
| 9. Homan | 45. Ayer, Sunnyside |
| 10. Susan B. Anthony | 46. Turner |
| 11. Calwa | 47. Bullard Talent |
| 12. Mayfair | 48. Viking |
| 13. Jackson | 49. Slater |
| 14. Pinedale | 50. McCardle |
| 15. West Fresno | 51. Fort Washington, Clovis West |
| 16. Teague | 52. Lincoln, Kastner |
| 17. Harvest, Glacier | 53. Maple Creek |
| 18. Sunset | 54. Mountain View |
| 19. Thomas | 55. Hidalgo |
| 20. Muir | 56. Webster |
| 21. Balderas | 57. Greenberg |
| 22. Fremont | 58. Addams |
| 23. Burroughs | 59. Computech, Edison |
| 24. Centennial | 60. Vinland |
| 25. Aynesworth | 61. Hamilton, Fresno |
| 26. Addicott, Scandinavian | 62. Nelson |
| 27. Roeding, Williams | 63. Roosevelt |
| 28. Storey | 64. Ewing |
| 29. Eaton, Ahwahnee | 65. Del Mar |
| 30. Wolters | 66. Lawless |
| 31. Holland | 67. Cooper |
| 32. Yokomi | 68. Martin Luther King |
| 33. Figarden | 69. Yosemite |
| 34. Tilley | 70. Tatarian |
| 35. Steinbeck, Central East | 71. Liberty |
| 36. McKinley, El Capitan | 72. Riverview |
| | 73. Copper Hills |
| | 74. Fugman |
| | 75. Valley Oak |
| | 76. Granite Ridge, Clovis North |



Special Teams

School Area Team

- ▶ 2912 E Solar (Riverview Neighbor – District 6)
- ▶ Traffic Hazard--Overgrown trees/bushes impairing view of vehicles pulling out of driveway, address ID numbers missing



Before



After

Special Teams

School Area Team

- ▶ 1342 N Archie (Yosemite Neighborhood – District 7)
- ▶ Front porch enclosed with blinds, boarded window, tarp and pole structure, address ID numbers missing, tarps on front yard



Before



After

Special Teams

▶ Abatement Team

- Completed 197 abatements, including board-ups, tall grass/weed abatements, and junk/rubbish clean-ups.

736 N Fisher (District 7)



Before



After

Special Teams

- ▶ Abatement Team
- ▶ 5185 W Mission (District 2)
 - 83,980 lbs junk removed



Before



After

Special Teams

- ▶ Abatement Team – 410 E Lakeview (District 6)



Before



After

Special Teams

▶ Demolition Team

- Demolitions Completed
 - 2 directly by the City
 - 5 completed by property owners with Code Enforcement oversight and motivation
- Demolitions in Progress
 - 5 demolitions are in progress
 - 4 demolition applications are in progress
 - 1 rehabilitation in lieu of demolition has been completed
 - 9 rehabilitations by owner in lieu of demolition are in progress
 - 11 applications for rehabilitation by owner in lieu of demolition are in progress

Special Teams

- ▶ Demolition by City – 345 S Chestnut (District 7)



Before



After

Special Teams

- ▶ Rehabilitation by Property Owner – 4842 E Floradora (District 7)



Before



After

Special Teams

▶ Tire Team


- Collected over 4,050 tires this quarter
- Conducted 111 waste tire facility inspections this quarter
- The next Tire Amnesty Event will be held on October 12 2024, at Pinedale Elementary in District 2

▶ Illegal Dumping Team

- Issued 86 citations since last Code Report
- 20 covert camera units are in use to combat illegal dumping and address complaints received from residents and businesses.

Illegal Dumping

- ▶ Incident #1: (D1) August 3, 2024 – Individual illegally dumped mattress and other debris in a commercial business dumpster, and the video was provided by the security company. Citation issued to violator.



Illegal Dumping

- ▶ Incident #2: (D7) May 10, 2024, illegal dumping of furniture and debris from a U-Haul. Citation issued to responsible lessee.



Administration

Special Assessments

- ▶ Quarterly assessment hearings
- ▶ Most recently, these were held in September 2024, and \$318,170.55 was assessed.

Clerical Team

- ▶ This quarter, this team processed 498 code enforcement Public Records Act requests, 5,765 calls and processed 3,970 correspondences.

Rental Housing

- ▶ ASET and Reactive
 - ASET currently has 25 open cases with properties containing 325 rental units.
 - Since the last report, the Reactive team has opened 771 cases and closed 853.

ASET – 2630 W Andrews (District 1)

This property contains six units. The initial inspection of the entire complex occurred on August 7, 2024, and 130 violations were found. Missing smoke alarm violations are cured, and the remaining violations are in progress.



Before




Before

ASET – 1746 E Michigan (District 7)

This is a complex with three units. The initial inspection of the entire complex occurred on July 11, 2024, and 122 violations were found. The Notice and Order was mailed August 14, 2024, and the team will be monitoring compliance.



Before




Before

ASET – 3869 E Olive (District 7)

This is a complex with twenty-eight units. The initial inspection of the entire complex occurred on February 14, 2024, and 274 violations were found. Over half of the violations have been cleared, and the team is processing a citation for the remaining violations.



Before




After

ASET – 3869 E Olive (District 7)



Before



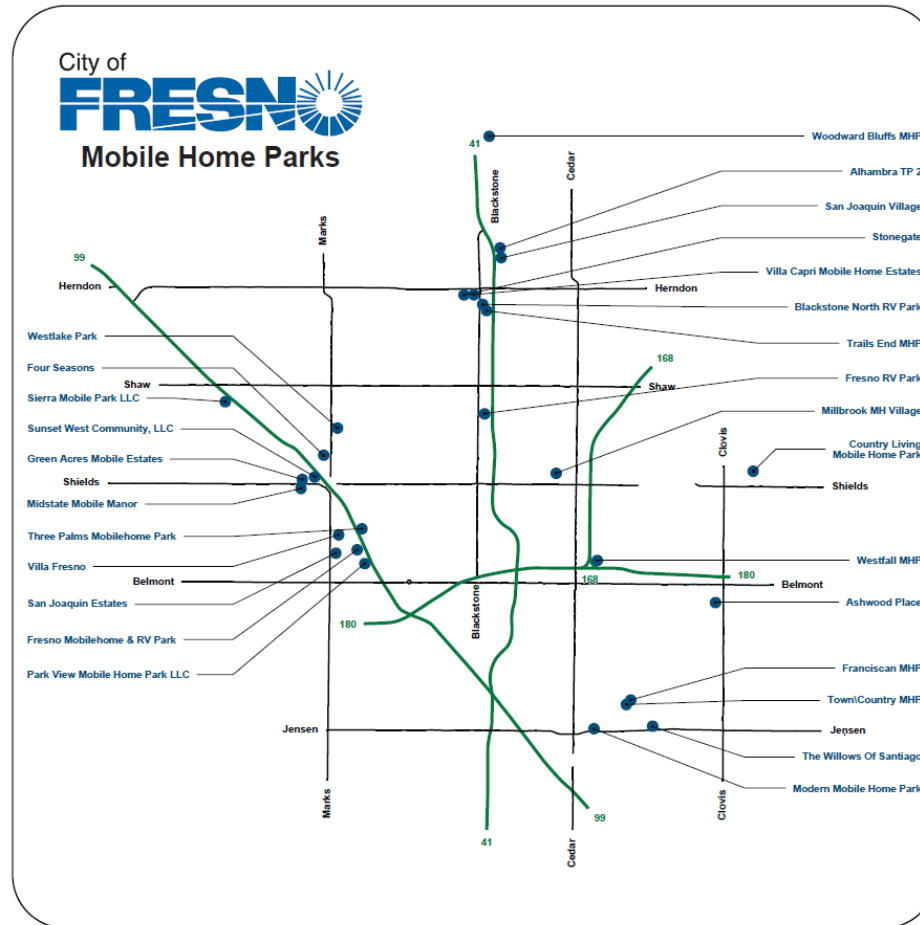
After

Rental Housing


▶ Proactive Inspections

- Currently, there are 88,634 individual rental units registered in the Rental Housing Registry, which are located at 31,189 registered rental properties.
- Since the inception of the program, over 18,744 Baseline Health & Safety and Compliance Re-inspections have been performed.

Mobilehome Parks



Mobilehome Parks

- ▶ From May 1, 2024, to present, 36 complaint-based inspections have been completed, 1 case has been closed, and 35 cases are currently active.
 - ▶ In the same time period, the team has completed two maintenance inspections with a total of 335 spaces and issued 256 notices.
- 

MHP Team

Four Seasons (District 1)



Before



After/In Progress



MHP Team Four Seasons (District 1)



Before



After

Legal Team

- ▶ The legal team focuses on: inspection/abatement warrants; petitioning the court for receivership; research memoranda, ordinances, and resolutions on Code Enforcement related topics; representing multiple departments at administrative hearings; and the Eviction Protection Program.
- ▶ Since May 1, 2024:
 - 27 inspection and/or abatement warrants
 - Initiated the receivership process on two properties.
 - Represented the City at 19 administrative hearings.

Any questions?

