



Annual Comprehensive Debt Report

Fresno, California

Fiscal Year Ended June 30, 2023



TABLE OF CONTENTS

	PAGE
Overview	
Debt Management Program	1
Debt Issued During Fiscal Year 2023	1
Debt Program Work Plan for Fiscal Year 2024	1
Debt Administration	2
Debt Management Projects	2
Debt Management Policies	3
Citywide Debt Service	5
Rating Agency Overview/Actions	7
Debt Financing Team	8
Trustee Activity	9
Investment Activity	10
Debt Detail Report	11
Comparative Statistics	
Municipal Financial Ratio Analysis: Fresno vs. California Top 10 by Population	16
Peer Analysis to Largest 10 Cities	16
Debt Coverage	
Airport Enterprise	17
Water Enterprise	18
Wastewater Enterprise	19
Appendix - Ratings History	
Lease Revenue Bonds	20
Airport Revenue Bonds	20
Water Revenue Bonds	21
Wastewater (Sewer) Revenue Bonds	21

Overview

This section of the report provides an overview of the Debt Management Program, Debt Management Policies, Rating Agency Relations and Credit Maintenance, Composition of the Debt Financing Team, and Trustee activity during the year.

The City has a variety of financing tools at its disposal, with each one having its own benefits that may work best for a particular financing. Short-term debt options include Tax and Revenue Anticipation Notes, Commercial Paper, Bond Anticipation Notes, and Lines of Credit. Long-term debt options included voter approved General Obligation Bonds, Revenue Bonds, Loans, and Capital Leases. Each tool is discussed in detail in the City's Debt Management Policies. The Annual Debt Report does not include discussions on City's obligation for pension and other post-employment benefits.

A. Debt Management Program

Debt Management, a section within the Finance Department, is responsible for managing both the debt issuance process and subsequent debt administration for all City borrowings. This section of the report provides an overview of debt issuance in fiscal year 2023, the debt program work plan for fiscal year 2024, debt administration and debt management projects that have been completed, are currently underway, or are planned for fiscal year 2024.

1. Debt Issued During Fiscal Year 2023

Fiscal year 2023 debt issuance totaled \$106.9 million, composed of the following:

- The City issued \$91.1 million in Airport Revenue Bonds for the expansion of the terminal and construction of a new federal inspection station at Fresno Yosemite Airport;
- Equipment lease purchases of \$5.8 million placed directly with Banc of America Public Capital Corp. for police and fire vehicles, and \$0.9 million for three new trolleys; and
- \$9.1 million drawn down from the Drinking Water State Revolving Loan Fund for the northeast Water Treatment facility to the Water Division from the California State Water Resources Control Board.

2. Debt Program Work Plan for Fiscal Year 2024

New Bonds - Debt Management staff continues to look at existing debt to find opportunities to save interest expense. In August 2023, Staff began working with the Fire Department on issuing new bonds to build two new fire stations.

New Loans - Debt Management staff remains available to assist departments with their financing needs during fiscal year 2024.

New Leases - The City has budgeted for new lease payments in fiscal year 2024 totaling \$0.9 million to fund primarily public safety vehicles. The City currently has two Master Leases: one with Dell Financial Corporation for computers and Banc of America Public Capital Corp. for all other equipment. In August 2023, Staff began working with the Police Department on the financing of a new helicopter to replace one of the two existing helicopters.

3. Debt Administration

After debt has been issued, Debt Management is responsible for administering the debt portfolio. Section I.E of this report, Debt Financing Team, provides a detailed discussion of debt administration tasks performed by Debt Management staff.

New reporting requirements were established in fiscal year 2015 by the California Debt and Investment Advisory Commission (CDIAC) of the California State Department of the Treasury requiring the filing of a Report of Proposed Debt Issuance by any agency that is increasing debt, followed up with a Report of Final Sale. These reporting requirements were codified on September 12, 2016 through California Senate Bill 1029 (SB 1029). In the past, issuers of the original debt instruments were required to file these reports, and borrowers of the debt from the issuer were not required to report. These requirements make it imperative that Debt Management staff be involved in any and all loan transactions that the City is considering.

4. Debt Management Projects

In addition to debt issuance and administration, Debt Management staff serves in a financial advisory role to other City departments and works on other projects as necessary. Various projects and administration efforts are described below and on the following pages:

Master Equipment Lease Purchase Agreement (MELPA) - The City uses a single lender for all of its equipment financing needs. The current MELPA with Banc of America Public Capital Corp. (BAPCC) will expire on December 31, 2024. As of June 30, 2023 the City has borrowed \$11.1 million of its \$35 million capacity under the MELPA.

TEFRA Hearings for Conduit Financings - A Tax Equity and Financial Reform Act (TEFRA) hearing is mandated by the IRS to provide a reasonable opportunity for interested individuals to express their views, either orally or in writing, on the issuance of bonds and the nature of the improvements and projects for which bond funds will be allocated. The TEFRA hearing is held in the jurisdiction in which the facilities constructed by bond proceeds are located, and must be held prior to approval by the agency issuing the bonds.

On December 28, 2018, the IRS released updated rules for noticing TEFRA Public Hearings that allows the City to publish TEFRA Public Hearing notices on the City Clerk's website. Previously, the City had to publish TEFRA Public Hearing notices in the daily newspaper of largest circulation in the project location. In addition to the location of the publication, the IRS reduced the minimum number of days that the notice has to be published from at least 14 days prior to the hearing date to at least 7 days prior to the hearing date. These changes substantially minimize the costs of publication and timing for preparation.

The City Council of the City of Fresno held a TEFRA hearing on November 17, 2022 for a proposed bond issuance by the Michigan Finance Authority to be loaned to Trinity Health Corporation, an Indiana nonprofit corporation and sole corporate member of Saint Agnes Medical Center to be used for financing or refinancing the costs of acquisition, construction, improvement, and equipping of health care facilities owned and operated by Saint Agnes Medical Center. Debt Administration staff assisted in the preparation and publication of documents for this TEFRA Hearing.

The City Council of the City also held a TEFRA hearing on April 27, 2023 for the proposed bond issuance by the California Enterprise Development Authority (CEDA) to be loaned to United Health Centers of the San Joaquin Valley to be used for financing the acquisition, construction, installation and equipping of a health care facility located at 4615 & 4623 North First Street.

On June 15, 2023 the City Council held a TEFRA hearing for a proposed bond issuance by the California Municipal Finance Authority (CMFA) to be loaned to Broadway Plaza Family Apartments, LP in partnership with APEC International, LLC (it's developer) for the purpose of financing the acquisition, construction, installation and equipping of the Hotel Fresno Apartments in downtown Fresno.

The City does not issue debt for these projects, but assists other agencies that are formed for this specific type of financing by holding a public hearing to hear public comments regarding the project as required by the Act.

State Revolving Loan Activity

On August 19, 2015, the City entered into a 30-year agreement to borrow \$70.6 million from the California State Water Resources Control Board's Clean Water State Revolving Fund for construction of a recycled water distribution system in the southwest quadrant of the City. The interest rate is fixed at 1.0% for the term of the loan. Principal and interest is due in semiannual installments on the amount received by the City through the interest payment date. As of June 30, 2023, the City has received \$68.3 million in proceeds. Of this amount, \$13.8 million is considered a grant and is not required to be repaid. Debt service payments will be funded from revenues of the Sewer Enterprise. The Project is now complete and annual debt service payments are \$2.1 million.

On November 26, 2016, the City entered into a 30-year agreement to borrow \$14.0 million from the California State Water Resources Control Board for construction of a new surface water treatment facility in the northeast portion of the City. The interest rate is fixed at 1.6% for the term of the loan. Principal and interest is due in semiannual installments on the amount received by the City through the interest payment date. As of June 30, 2023, the City has received \$13.7 million in proceeds. Debt service payments will be funded from revenues of the Water Enterprise. The Project is now complete and annual debt service payments are \$0.6 million.

Airport Bonds - Staff worked with the Airport Department to issued \$91.1 million in Airport Revenue Bonds on May 25, 2023 for the expansion of the terminal and construction of a new federal inspection station at Fresno Yosemite Airport. The federal inspection station will replace a temporary facility that has been used for 20 years. The expanded terminal will accommodate increased air traffic that has increased considerabl since 2020.

B. Debt Management Policies

The City Council adopted the Taxpayer Protection Act on December 3, 2009 in order to institute formal debt financial management policies. The Act was amended on February 25, 2010 and revised again on April 6, 2017 with the latest revision updating language and bringing the policy into compliance with SB 1029. The Debt Management Policies ("Policies") establish parameters for when and how the City may

enter into debt obligations. The Policies permit sufficient flexibility to allow the City to take advantage of opportunities that may arise. Objectives of the Policy are:

- Minimize debt service and issuance costs;
- Provide a scheduling component (planning);
- Maintain access to cost-efficient borrowing;
- Achieve the highest practical credit rating;
- Full and timely repayment of debt;
- Balance use of pay-as-you-go and debt financing;
- Maintain full and complete financial disclosure and reporting; and
- Ensure compliance with applicable State and Federal laws.

The primary goal of the Policies is to achieve the highest practical credit ratings and strive to elevate and maintain those ratings in order to sustain cost-effective access to capital markets. In order to fulfill this goal and these objectives, certain ratios have been identified to quantify the City's performance relative to direct debt. These measurements are as follows:

- Net Direct Debt (tax-supported General Fund debt, net of self-supporting and revenue anticipation debt) to Assessed Value shall not exceed 3%;
- Percentage of Principal on Net Direct Debt Retired in ten years shall average 35%; and
- Net Direct Debt as a percentage of General Fund ("GF") Appropriation shall be less than 10%.

The table on the next page is an update of the table in Section 6 of the Debt Policies.

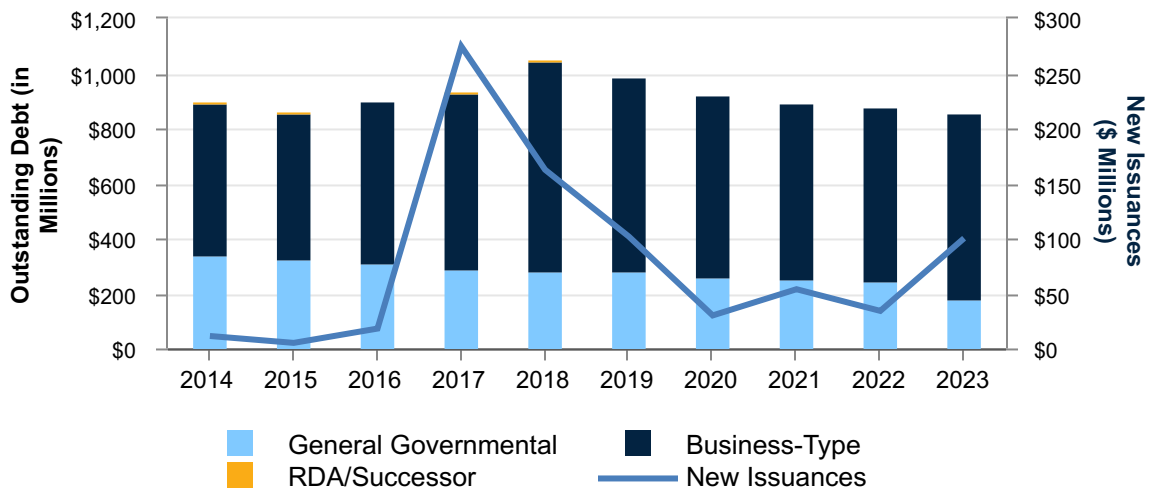
Key Debt Ratios	Description/Trend	City of Fresno FY 2023 Debt Ratios
Net Direct Debt to Assessed Property Value % (Favorable Trend=Lower than 3%)		0.06%
% Of Principal Net Direct Debt Retired in Ten Years (Favorable Trend = Greater than 35%)	GF Backed (2022 - 2023) GF Paid (2022 - 2023)	54.8% 50.8%
Net Direct Debt Service as % of General Fund Appropriations (Favorable Trend = Less than 10%)		7.01%

In addition to this table, an additional quantitative goal stated in the Debt Policies is that the average Percentage of Principal on Net Direct Debt Retired in 15 years should be at least 40%. During fiscal year 2023, this percentage was 64.05% on GF Backed Principal and 50.84% on GF Paid Principal.

C. Citywide Debt Service

The graph below illustrates the size of the City’s debt portfolio and the dollar volume of debt issued in each of the last ten years. Increases in New Issuances between fiscal year 2015 and fiscal year 2018 were due to Water and Sewer Divisions of the Department of Public Utilities borrowing funds from the California State Water Resources Control Board to meet conservation and recycling requirements imposed by the State. The reduction in Business-Type debt in fiscal year 2019 and fiscal year 2020 was due to the defeasance of \$132.5 million in fiscal year 2019 of Sewer System Revenue Bonds, Series 2008A, and then the subsequent payoff of \$27.3 million in fiscal year 2020. The reduction in Business-Type debt in fiscal year 2021 was due to the defeasance of \$27.6 million of all Water System Revenue Bonds 2010 Series A-1. The City issued Lease Revenue Bonds in the amount of \$17.1 million in fiscal year 2021 for the purpose of constructing an Animal Services Facility. In fiscal year 2023, the Airport Department issued \$91.1 million to construct a new terminal and federal inspection station.

City Debt Portfolio and Debt Issuance History
Fiscal Year 2013-14 through Fiscal Year 2022-23



General Governmental includes debt that is not Business-Type (paid out of the Water, Sewer and Airports enterprise funds), but is paid by either the General Fund or under special circumstances, Special Revenue Funds like the Gas Tax Fund specifically designated for the payment of debt service.

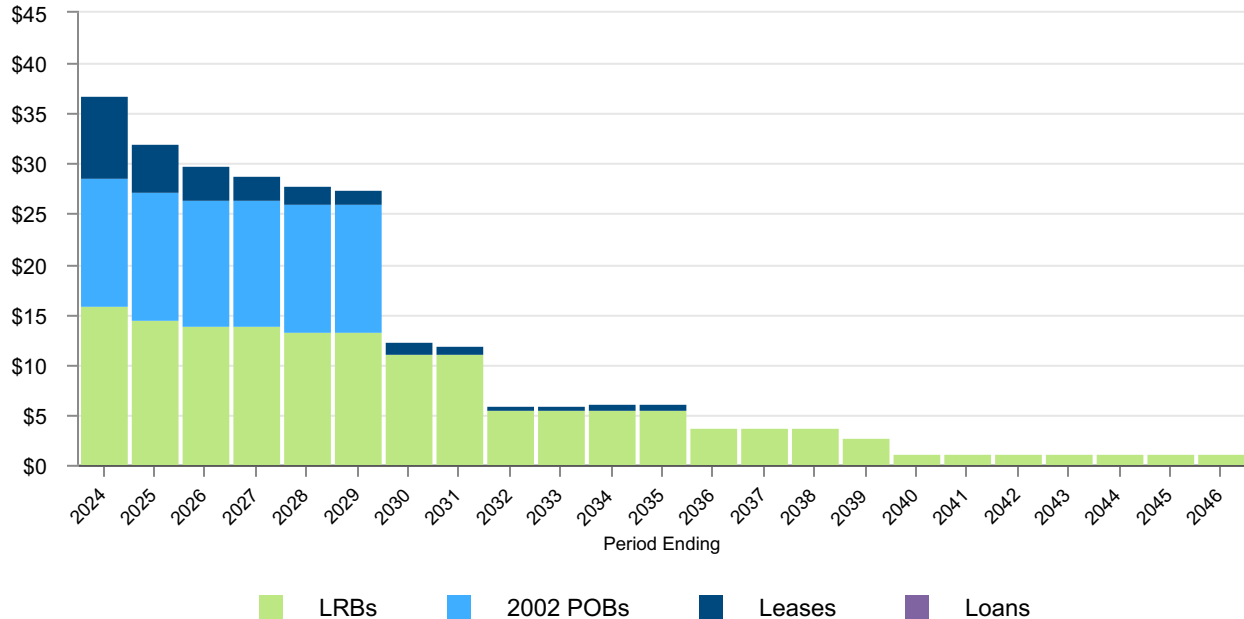
The City of Fresno’s general obligation debt capacity is spelled out in the City charter, Article XII, Section 1213. The capacity is 20% of the assessed valuation of all property within the boundaries of the City of Fresno. The capacity for fiscal year 2023 is calculated as follows:

Assessed valuation as of 06/30/2023	\$ 45.7 billion
Debt limit	<u>X 20%</u>
City’s Debt Limit	\$ 9.1 billion

The Debt Limit is specifically related to general obligation debt, which is debt that is issued as a result of an election (voter-approved debt). Debt Limit defines voter-approved debt that could legally be outstanding rather than what the City can afford to issue. The City of Fresno has no voter-approved debt. Additionally, the City has never had total debt outstanding of more than \$1.1 billion.

As of June 30, 2023, the City had one general obligation bond, several Lease Revenue Bonds (LRBs), capital loans and capital leases outstanding that are paid in whole or part by the General Fund. The chart below shows only General Fund debt service:

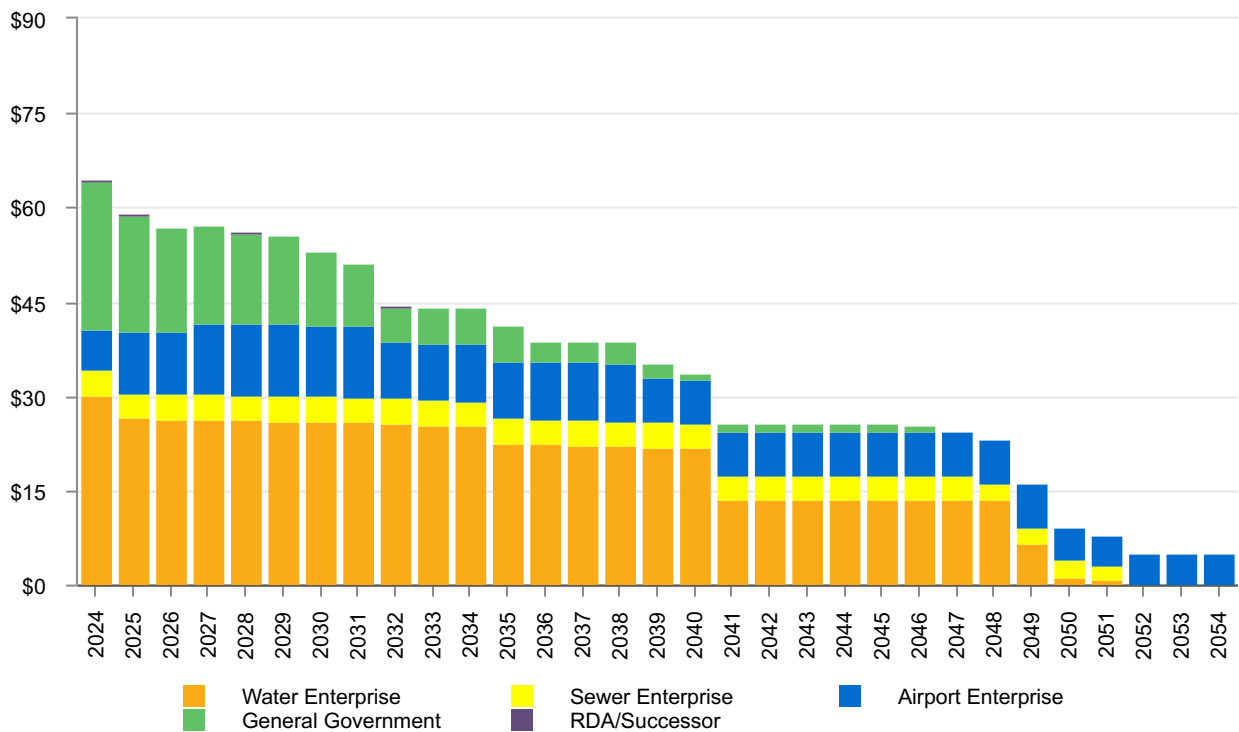
General Fund Debt Service (in Millions)



Fiscal year 2023 General Fund Debt Service was reduced through normal debt service payments.

The chart below shows all of the City’s debt and the source of funding that backs it:

Citywide Debt Service (in Millions)



D. Rating Agency Overview/Actions

The City’s debt is rated by the three primary rating agencies (Moody’s, Standard & Poor’s, and Fitch). Below is a scale of the ratings by each agency:

MOODY'S		FITCH/S&P	
Rating	Rating Description	Rating	Rating Description
Aaa	Strongest	AAA	Highest
Aa1, Aa2, Aa3	Very Strong	AA+, AA, AA-	Very High
A1, A2, A3	Above Average	A+, A, A-	High
Baa1, Baa2, Baa3	Average	BBB+, BBB, BBB-	Good
Ba1, Ba2, Ba3	Below Average	BB+, BB, BB-	Speculative
B1, B2, B3	Weak	B+, B, B-	Highly Speculative
Caa1, Caa2, Caa3	Very Weak	CCC+, CCC, CCC-	High Default Risk

The ratings for the City's General obligation, lease revenue, enterprise debt and the Agency's tax allocation bonds are summarized in the Appendix. A brief overview of the City's current general ratings (equivalent to a general obligation bond) is provided in the section below.

YEAR	MOODY'S		S&P		FITCH	
	Rating	Outlook	Rating	Outlook	Rating	Outlook
2023	A1 ↑	Stable	AA- ↑	Stable	A+ ↑	Positive
2022	A2	Stable	A+	Stable	A	Positive
2021	A2 ↑	Stable	A+	Stable	A	Positive
2020	A3	Stable	A+	Stable	A	Stable
2019	A3	Stable	A+	Stable	A	Stable
2018	A3	Stable	A+	Stable	A	Stable
2017	A3	Stable	A+ ↑	Stable	A	Stable
2016	A3	Stable	BBB-	Stable	A ↑	Stable
2015	A3 ↑	Stable	BBB-	Stable	BBB+	Negative
2014	Baa1 ↓	Stable	BBB-	Stable	BBB+	Negative

Arrows indicate an increase (↑) or decrease (↓) from the prior rating.

Fiscal year 2023 was the first time in the City's history where all three major rating agencies upgraded its rating. S&P upgraded the rating to AA- from A+ on November 14, 2023. Moody's followed on December 19, 2023 with their upgrade to A1 from A2, with Fitch following on May 11, 2023 with their upgrade to A+ from A.

E. Debt Financing Team

The City of Fresno uses several individuals/organizations with expertise in their specific function to manage and administer the debt. Day-to-day administration is completed in-house by City staff, including the Controller, Assistant Controller, a Principal Accountant in charge of debt administration and an Accountant/Auditor. The Debt Administration section of the Finance Department manages day-to-day activities; including addressing monthly, semi-annual and annual state and federal reporting requirements, reconciling trustee statements, monitoring arbitrage calculations and continuing disclosure, preparing debt sections of the Annual Comprehensive Financial Report, and budgeting for debt.

The City contracts with various banks to provide trustee, paying agent, and escrow agent services. Selection of the service provider is done through a Request for Qualifications at the time new debt is being considered. Currently, the City uses Bank of New York Mellon Corporate Trust, Wells Fargo Corporate Trust Services, and Bank of America, NA. Annual reporting requirements such as arbitrage calculations and continuing disclosure requirements are completed by Willdan Financial Services in coordination with the Principal Accountant in charge of debt administration. The City has chosen to use outside entities for arbitrage calculation and continuing disclosure reporting in order to have an experienced third party ensure accuracy and integrity of the reports and calculations.

The issuance of new debt can be very complex with many different areas of expertise needed. So, the City of Fresno has chosen to use financing teams consisting of in-house City staff with expertise relating

to the projects which are to be funded, along with Finance Department and City Attorney's Office staff with expertise in their respective fields.

In addition to internal staff, the City engages KNN Public Finance as its expert financial adviser, Orrick Herrington & Sutcliff as its bond counsel, and Schiff Hardin as its disclosure counsel. Underwriters are selected by putting together an underwriting pool through a Request for Qualifications process conducted by the financial adviser. A firm or the firms from that pool which are selected are determined by City staff (with input from the financial adviser) to have the best expertise in the projects that will be financed.

F. Trustee Activity

Trustees provide banking services for debt and act as a conduit between the City of Fresno and their client, the bondholders and/or investors. Debt documentation typically requires that a trustee be selected to hold funds on behalf of the investor in order to ensure that the debt is used for its intended purpose. Although selected and paid for by the City of Fresno, the trustee works for the investors.

Below is a list of each trustee and the debt instruments for which they provide services:

Trustee	Debt Instrument	Fees Paid to Trustee in FY2023	Interest/ Dividends Earned in FY2023
Bank of New York Mellon Corporate Trust	Fresno JPFA 1998 Lease Revenue Bonds	\$37,349	\$674,368
	1999 Community Facilities District #4		
	2001 Community Facilities District #5		
	2002 Pension Obligation Bonds		
	Fresno Redevelopment Agency 2003 TARB		
	2003 Community Facilities District #7		
	Fresno JPFA 2004 Lease Revenue Bonds		
	Fresno JPFA 2008 Lease Revenue Bonds		
	Fresno JPFA 2017 Lease Revenue Bonds		
	Fresno JPFA 2020 Lease Revenue Bonds		
	All City of Fresno Airport Bonds		
	All City of Fresno Sewer Bonds		
All City of Fresno Water Bonds			
Wells Fargo Corporate Trust	Fresno JPFA 2001 Lease Revenue Bonds	\$4,800	\$74,176
	State Water Resources Control Board Loans		

JPFA = Fresno Joint Powers Financing Authority; TARB = Tax Allocation Revenue Bonds

G. Investment Activity

While bond funds are held in Trust, the City is encouraged to invest them in a manner that is consistent with the Permitted Investments of the bond transaction and yields a favorable rate of return to maximize proceeds available to the City.

With the payoffs of large Sewer and Water bonds, the purchase of surety policies in lieu of funded reserve funds on new bond issuances, and historically low interest rates, funds available for investment were depleted to the point that locking into investments at current investment rates was no longer considered an option for bond proceeds held in trust. All bond proceeds held in trust are now invested in money market funds earning a very low rate of return.

During fiscal year 2023, \$0.7 million in interest and dividends was earned on bond proceeds held in trust. All earnings were used to pay a portion of the debt service on City bonds.

Debt Detail Report

(sorted by Maturity Date)

The following is a description of Long-Term Debt, Excluding Capital Lease Obligation, which had activity in 2023 (in thousands):

	Series	Purpose	Rate Range	Issue Date	Maturity Date	Note	Annual Principal	Outstanding Principal	Issuance Disc/(Prem) Accreted Int	Net Principal Due	Payments to Maturity	Fiscal Year 2023 Debt Service Payment
Governmental												
Revenue and Other Bonds												
Fresno Joint Powers Financing Authority: Lease Revenue Refunding Bonds 2017 A&B, No Neighborhood Left Behind (NNLB)	A = \$11,010 tax-exempt; B = \$1,940 taxable	Refinance No Neighborhood Left Behind Projects	N/A	5/10/2017	4/1/2023	Repayment payable solely by revenues pledged under Master Facilities Sublease agreement, primarily Base Rental Payments. Principal due annually, interest due semiannually. Lease revenue of \$2,964 was equal to debt service in 2023.	N/A	0	0	0	0	2,964
Fresno Joint Powers Financing Authority: Lease Revenue Refunding Bonds (Chiller) 2017 A, City Hall Chiller	A = \$2,710 tax-exempt	Refinance City Hall Chiller	5.000%	5/10/2017	4/1/2024	Repayment payable solely by revenues pledged under Master Facilities Sublease agreement, primarily Base Rental Payments. Principal due annually, interest due semiannually. Lease revenue of \$746 was equal to debt service in 2023.	\$2,100	2,156	(56)	2,100	2,205	746
Taxable Pension Obligation Bonds 2002	\$205,335 taxable	Refund 2000 Taxable Pension Obligation Bonds	6.55%	2/21/2002	6/1/2029	Repayment of bonds not limited to any special source of City funds. Principal due annually, interest due semiannually. City uses funds throughout the City based on full-time employees assigned to funds. For the General Fund, the City uses dedicated Property Tax Override (PTO) revenue first, and then other General Fund revenues to make its portion of the bond payment. Other citywide revenues make up the difference between total debt service and the General Fund portion. During 2023 \$14,072 of PTO revenue was used. In addition to PTO revenue, \$0 of General Fund and \$2,119 of Enterprise Fund/Internal Service Fund revenues were used to make the 2023 debt service payment of \$16,191.	\$11,065 to \$15,195	\$ 78,255	\$ 0	\$ 78,255	\$ 97,141	\$ 16,191
Fresno Joint Powers Financing Authority: Lease Financing Refunding 2017 A&B, City Hall, Garage #7, Bee Bldg & Granite Park	A = \$10,125 tax-exempt; B = \$21,980 taxable	Refinance City Hall, Parking Garage #7, Fresno Bee Building and Granite Park	3.35% to 4.16%	5/10/2017	4/1/2031	Repayment payable solely by revenues pledged under Master Facilities Sublease agreement, primarily Base Rental Payments. Principal due annually, interest due semiannually. Lease revenue of \$2,361 was equal to debt service in 2023.	\$1,750 to \$2,270	15,905	0	15,905	18,912	2,361
Fresno Joint Powers Financing Authority: Lease Revenue Bonds 2004 A,B,C, Various Capital Projects	A = \$15,810 tax-exempt; B = \$8,100 tax-exempt; C = \$28,870 taxable	Calcot Project, Fire Department Projects, Downtown Parking Projects, Santa Fe Depot Project, Roeding Business Park Project Area, other capital projects	5.900%	4/28/2004	10/1/2034	Repayment payable solely by revenues pledged under Master Facilities Sublease agreement, primarily Base Rental Payments. Principal due annually, interest due semiannually. Lease revenue of \$1,533 was equal to debt service in 2023.	\$1,050 to \$1,400	8,706	(6)	8,700	10,599	1,533
Fresno Joint Powers Financing Authority: Lease Revenue Refunding Bonds 2017 A, Various Capital Projects	A = \$12,435 tax-exempt	Refinance Various Capital Improvement Projects	5.000%	5/10/2017	4/1/2035	Repayment payable solely by revenues pledged under Master Facilities Sublease agreement, primarily Base Rental Payments. Principal due annually, interest due semiannually. Lease revenue of \$1,144 was equal to debt service in 2023.	\$40 to \$1,785	10,582	(1,037)	9,545	13,773	1,144
Fresno Joint Powers Financing Authority: Lease Revenue Refunding Bonds (Parks Projects) 2017 A, Parks Impact Fee Projects	A = \$22,965 tax-exempt	Refinance Improvements to Various Park Facilities	5.000%	5/10/2017	4/1/2038	Repayment payable solely by revenues pledged under Master Facilities Sublease agreement, primarily Base Rental Payments. Principal due annually, interest due semiannually. Lease revenue of \$1,822 was equal to debt service in 2023.	\$885 to \$1,755	21,003	(1,878)	19,125	27,309	1,822
Fresno Joint Powers Financing Authority: Lease Revenue Refunding Bonds 2017 A, Police and Fire/Public Safety	A = \$32,065 tax-exempt	Refinance Public Safety Capital Improvement Projects (Police & Fire)	5.000%	5/10/2017	4/1/2039	Repayment payable solely by revenues pledged under Master Facilities Sublease agreement, primarily Base Rental Payments. Principal due annually, interest due semiannually. Lease revenue of \$2,559 was equal to debt service in 2023.	\$1,115 to \$2,300	28,923	(2,448)	26,475	38,191	2,559

	Series	Purpose	Rate Range	Issue Date	Maturity Date	Note	Annual Principal	Outstanding Principal	Issuance Disc/(Prem) Accreted Int	Net Principal Due	Payments to Maturity	Fiscal Year 2023 Debt Service Payment
Fresno Joint Powers Financing Authority: Lease Revenue Bonds 2020 A, Animal Services Facility	A = \$17,145,000 tax-exempt	Animal Services Facility	4.00% to 5.00%	11/3/2020	4/1/2046	Repayment payable solely by revenues pledged under Master Facilities Sublease agreement, primarily Base Rental Payments. Principal due annually, interest due semiannually. Lease revenue of \$1,122 was equal to debt service in 2023.	\$415 to \$1,075	\$ 18,706	\$ (2,331)	\$ 16,375	\$ 25,752	\$ 1,122
Revenue and Other Bonds Total								\$ 184,236	\$ (7,756)	\$ 176,480	\$ 233,882	\$ 30,442

Notes Payable

HUD: Neighborhood Streets/Parks	\$1,500 Loaned	Section 108 Note to be used for improvements to various neighborhood streets & parks	N/A	8/8/2002	8/1/2022	Annual principal payments, semiannual interest payments.	N/A	\$ 0	\$ 0	\$ 0	\$ 0	\$ 134
Roeding Business Park	\$2,441 Loaned	Loaned from the California Infrastructure and Economic Development Bank to be used to complete the Roeding Business Park	N/A	3/18/2004	8/1/2033	Secured by Facility Lease on City Hall Annex. Annual principal payments, semiannual interest payments. Paid off in January 2023.	N/A	0	0	0	0	1,354
Notes Payable Total								\$ 0	\$ 0	\$ 0	\$ 0	\$ 1,488
Governmental Total								\$ 184,236	\$ (7,756)	\$ 176,480	\$ 233,882	\$ 31,930

Business-Type

Revenue and Other Bonds

Fresno Joint Powers Financing Authority: Lease Revenue Bonds (Conv. Ctr.) 2008 F, Convention Center	F = \$21,410 taxable	Refund a portion of 2006 Convention Center Bonds & finance various Convention Center improvements	N/A	8/14/2008	4/1/2023	Repayment payable solely by revenues pledged under Master Facilities Sublease agreement, primarily Base Rental Payments. Principal due annually, interest due semiannually. During 2023, the City chose to make these lease payments from the General Fund in the amount of \$1,462, which was equal to debt service in 2023. While the City has the right to use any unencumbered funding source it wishes to use for future lease payments, it is anticipated that General Fund revenues will be used to make these future payments, which the Authority will then use to make the debt service payment.	N/A	0	0	0	0	1,462
Sewer System Revenue Bonds 1993 A	A = \$196,280 tax-exempt	Rehabilitation and expansion of the City's Wastewater Treatment Facility	N/A	10/6/1993	9/1/2023	Repayment of bonds solely from revenues derived from the operation of the City Sewer System, except connection fees and charges, refundable deposits and capital contributions. Principal payable annually, interest semiannually.	N/A	0	0	0	0	905
Fresno Joint Powers Financing Authority: Lease Revenue Refunding Bonds 2017 A, Convention Center	A = \$4,260 tax-exempt	Refinance Convention Center Improvement Projects (Phase I)	5.00%	5/10/2017	4/1/2027	Repayment payable solely by revenues pledged under Master Facilities Sublease agreement, primarily Base Rental Payments. Principal due annually, interest due semiannually. During 2023 the City chose to make these lease payments from the General Fund in the amount of \$568, which was equal to debt service in 2023. While the City has the right to use any unencumbered funding source it wishes to use for future lease payments, it is anticipated that General Fund revenues will be used to make these future payments, which the Authority will then use to make the debt service payment.	\$465 to \$540	2,141	(131)	2,010	2,268	568
Fresno Joint Powers Financing Authority: Lease Revenue Bonds 1998, Exhibit Hall Expansion Project	\$32,610 tax-exempt	Construction of an Exhibit Hall	N/A	9/1/1998	9/1/2028	Current Interest Serial Bonds (\$25,395) and Capital Appreciation Serial Bonds (\$7,215). Repayment payable solely by revenues pledged in trust agreement, primarily Base Rental Payments pursuant to a Facilities Lease. Principal due annually, Interest due semiannually. During 2023, the City chose to make these lease payments from the General Fund in the amount of \$750, which was equal to the debt service payment. All remaining bonds are Capital Appreciation Bonds, so interest is accreted. While the City has the right to use any unencumbered funding source it wishes to use for future lease payments, it is anticipated that General Fund revenues will be used to make future lease payments, which the Authority will then use to make the debt service payment.	\$162 to \$211	3,841	(2,728)	1,113	4,500	750

	Series	Purpose	Rate Range	Issue Date	Maturity Date	Note	Annual Principal	Outstanding Principal	Issuance Disc/(Prem) Accreted Int	Net Principal Due	Payments to Maturity	Fiscal Year 2023 Debt Service Payment
Fresno Joint Powers Financing Authority: Lease Revenue Refunding Bonds 2017 A, Exhibit Hall Expansion Project Refunding	A = \$11,665 tax-exempt	Refinance Exhibit Hall Expansion Project	5.00%	5/10/2017	4/1/2029	Repayment payable solely by revenues pledged under Master Facilities Sublease agreement, primarily Base Rental Payments. Principal due annually, interest due semiannually. Lease revenue of \$1,406, which was equal to debt service in 2023. While the City has the right to use any unencumbered funding source it wishes to use for future lease payments, it is anticipated that General Fund revenues will be used to make these future payments, which the Authority will then use to make the debt service payment.	\$1,050 to \$1,330	\$ 7,688	\$ (578)	\$ 7,110	\$ 8,404	\$ 1,406
Airport Revenue Refunding Bonds 2013, Concourse Expansion	A = \$10,810 Non-AMT; B = \$22,820 AMT (Subject to Alternative Minimum Tax)	Refund 2000 Airport Revenue Bonds	N/A	8/6/2013	7/1/2030	Repayment of bonds solely from operation of the City Airport System. Bond Indenture requires a minimum \$1,600 of PFC Contribution toward annual debt service from Passenger Facility Charges (PFC). During Fiscal Year 2023 \$1,600 of PFC and \$21,256 of eligible Airports operation revenues were used to make the debt service payment. These bonds were current-refunded with the 2023 Airport Revenue Bonds.	N/A	0	0	0	0	22,856
Fresno Joint Powers Financing Authority: Lease Revenue Refunding Bonds 2017 A, Stadium Project	A = \$13,510 tax-exempt	Refinance MultiPurpose Stadium Project	5.00%	5/10/2017	4/1/2031	Repayment payable solely by revenues pledged under Master Facilities Sublease agreement, primarily Base Rental Payments. Principal due annually, interest due semiannually. During 2023, the City chose to make these lease payments from the General Fund in the amount of \$1,370, which was equal to the debt service payment. While the City has the right to use any unencumbered funding source it wishes to use for future lease payments, it is anticipated that General Fund revenues will be used to make future lease payments, which the Authority will then use to make the debt service payment.	\$925 to \$1,300	9,635	(815)	8,820	10,917	1,370
Fresno Joint Powers Financing Authority: Lease Revenue Bonds 2001 A & B, Stadium Project	A = \$23,615 tax-exempt; B = \$22,235 taxable	Acquire and construct a MultiPurpose Outdoor Stadium	6.93% to 7.03%	6/12/2001	6/1/2031	Repayment payable solely by revenues pledged in trust agreement, primarily Base Rental Payments pursuant to a Facilities Lease. Principal due annually, interest due semiannually. During 2023, the City chose to make these lease payments from the General Fund in the amount of \$1,815, which was equal to the debt service payment. While the City has the right to use any unencumbered funding source it wishes to use for future lease payments, it is anticipated that General Fund revenues will be used to make future lease payments, which the Authority will then use to make the debt service payment.	\$1,055 to \$1,700	10,849	(9)	10,840	14,540	1,815
Airport Revenue Bonds 2007, Consolidated Rental Car Facility	\$22,000 taxable	Construction of a Consolidated Rental Car Facility and related improvements	5.83%	6/14/2007	7/1/2037	Repayment of bonds solely from operation of the City Airport System. While not required under the Bond Indenture, Airports uses Customer Facility Charge (CFC) revenues first to meet the debt payment, and then uses other permitted revenues to cover any difference between CFC's and the debt payment. Principal due annually, interest due semiannually. During Fiscal Year 2023 \$1,649 of CFC revenues was used to fully cover the debt service payment.	\$570 to \$2,265	\$ 19,450	\$ 0	\$ 19,450	\$ 29,917	\$ 1,649
Fresno Joint Powers Financing Authority: Lease Revenue Refunding Bonds (Riverside Golf Course) 2017 A, Riverside Golf Course	A = \$1,615 tax-exempt	Refinance Improvements to Riverside Golf Course	5.00%	5/10/2017	4/1/2038	Repayment payable solely by revenues pledged under Master Facilities Sublease agreement, primarily Base Rental Payments. Principal due annually, interest due semiannually. During 2023, the City chose to make these lease payments from the General Fund in the amount of \$128, which was equal to the debt service payment. While the City has the right to use any unencumbered funding source it wishes to use for future lease payments, it is anticipated that General Fund revenues will be used to make future lease payments, which the Authority will then use to make the debt service payment.	\$65 to \$125	1,472	(132)	1,340	1,911	128
Water System Revenue Bonds (Taxable Build America Bonds) 2010 A-2, Water	A-2 = \$91,340 taxable	Improvements to the Water System	6.50% to 6.75%	2/3/2010	6/1/2040	Repayment of bonds solely from revenues derived from the operation of the City Water System, except connection fees and charges, refundable deposits and capital contributions. Principal payable annually, interest semiannually. During Fiscal Year 2023, a federal Build America Bonds subsidy of \$2,012 was received.	\$4,090 to \$7,715	\$ 90,418	\$ 922	\$ 91,340	\$ 155,116	\$ 6,097
Airport Revenue Bonds 2019, Airport Parking	\$35,000 taxable	Construction of a Parking Garage	3.450%	5/3/2019	7/1/2048	Bonds privately placed with the California Infrastructure and Development Bank (I-Bank). Interest rate includes 3.15% charged by the I-Bank for interest plus 0.30% charged by the I-Bank as a fee. Repayment of bonds solely from operation of the City Airport System. Principal due annually, interest due semiannually.	\$830 to \$1,802	32,660	0	32,660	49,252	1,945

	Series	Purpose	Rate Range	Issue Date	Maturity Date	Note	Annual Principal	Outstanding Principal	Issuance Disc/(Prem) Accreted Int	Net Principal Due	Payments to Maturity	Fiscal Year 2023 Debt Service Payment
Airport Revenue Bonds 2023, Airport Concourse & Federal Inspection Station	A = \$94,485 AMT B = \$5,690 Non-AMT	Construction of Concourse and Federal Inspection Station	5.00%	5/25/2023	7/1/2053	Repayment of bonds solely from operation of the City Airport System. Bond Indenture requires a minimum \$1,600 of PFC Contribution toward annual debt service from Passenger Facility Charges (PFC).	\$1,620 to \$4,830	91,085	0	91,085	167,649	0
Revenue and Other Bonds Total								\$ 269,239	\$ (3,471)	\$ 265,768	\$ 444,474	\$ 40,951

Notes Payable

Water: Safe-Drinking Water Program	\$51,405 Loaned	Contract between the State Water Resources Control Board and the City for installation of water meters throughout the City of Fresno	0.00%	4/10/2012	10/1/2022	No interest loan. Repayment of the loan is funded from revenues of the Water Fund. Pledged in parity with the pledges securing the 2010 Bonds and other State loans for Water. Principal due in semiannual installments of \$1,285.	\$2,570	\$ 28,273	\$ 0	\$ 28,273	\$ 28,273	\$ 2,570
Water: Safe Drinking Water Program	\$1,947 Loaned	Contract between the State Water Resources Control Board and the City to protect the City's drinking water supplies from Possible Contaminating Activities (PCA's)	2.29%	7/1/2009	7/1/2031	Repayment of loan is funded from revenues of the Water Fund. Pledged in parity with the pledges securing the 2010 Bonds and other State loans for Water. Principal and interest due in semiannual installments of \$61.	\$61 to \$119	939	0	939	1,038	122
Water: Safe Drinking Water Program	\$1,245 Loaned	Contract between the State Water Resources Control Board and the City for improvements on the Enterprise and Jefferson Canals	2.29%	7/1/2009	1/1/2032	Repayment of loan is funded from revenues of the Water Fund. Pledged in parity with the pledges securing the 2010 Bonds and other State loans for Water. Principal and interest due in semiannual installments of \$39.	\$39 to \$76	599	0	599	663	78
Sewer: Clean Water State Revolving Fund Project	\$33,213 Loaned	Contract between the State Water Resources Control Board and the City for construction of a tertiary treatment facility	1.00%	10/17/2015	7/12/2046	Repayment of loan solely from all revenues derived from the operation of the City Sewer System, except connection fees and charges, refundable deposits and capital contributions. Pledged subordinate to the pledge securing the 1993 Bonds and in parity with State loans for Sewer. Principal and interest due in annual installments of \$1,286.	\$1,013 to \$1,282	26,320	0	26,320	29,595	1,286
Sewer: Clean Water State Revolving Fund Project No. 8061-110	\$70,600 Loaned	Contract between the State Water Resources Control Board and the City for construction of a recycled water distribution system in the southwest quadrant of the City	1.00%	8/19/2015	5/30/2047	Repayment of loan solely from all revenues derived from the operation of the City Sewer System, except connection fees and charges, refundable deposits and capital contributions. Pledged subordinate to the pledge securing the 1993 Bonds, and in parity with State loans for Sewer. In fiscal year 2023 the Project completed and \$15 million was determined to be a non-repaid grant. Principal and interest due in semiannual installments of \$1,055.	\$1,569 to \$2,090	52,914	0	52,914	26,941	2,111
Water: Drinking Water State Revolving Fund Project 1010007-029C	\$26,520 Loaned	Contract between the State Water Resources Control Board and the City for construction of the Friant-Kern Canal Raw Water Pipeline	1.60%	4/5/2016	7/1/2048	Repayment of loan is funded from the revenues of the Water Fund. Pledged in parity with the pledges securing the 2010 Bonds and other State loans for Water. Principal and interest due in semiannual installments of \$451.	\$598 to \$890	18,507	0	18,507	22,946	901
Water: Drinking Water State Revolving Fund Project 1010007-031C	\$65,876 Loaned	Contract between the State Water Resources Control Board and the City for construction of a Kings River Pipeline	1.60%	4/5/2016	7/1/2048	Repayment of loan is funded from the revenues of the Water Fund. Pledged in parity with the pledges securing the 2010 Bonds and other State loans for Water. Principal and interest due in semiannual installments of \$1,217.	\$1,615 to \$2,405	49,992	0	49,992	56,014	2,434

	Series	Purpose	Rate Range	Issue Date	Maturity Date	Note	Annual Principal	Outstanding Principal	Issuance Disc/(Prem) Accreted Int	Net Principal Due	Payments to Maturity	Fiscal Year 2023 Debt Service Payment
Water: Drinking Water State Revolving Fund Project 1010007-028C	\$195,489 Loaned	Contract between the State Water Resources Control Board and the City for construction of a Southeast Surface Water Treatment Facility	1.66%	7/15/2015	1/1/2049	Repayment of loan is funded from the revenues of the Water Fund. Pledged in parity with the pledges securing the 2010 Bonds and other State loans for Water. Principal and interest due in semiannual installments of \$3,631. \$3 million of the loan was forgiven by the State Water Resources Control Board.	\$3,691 to \$7,292	154,193	0	154,193	184,361	7,444
Water: Drinking Water State Revolving Fund Project 1010007-030C	\$75,900 Loaned	Contract between the State Water Resources Control Board and the City for construction of a raw water pipeline to replace the Enterprise Canal for the Northeast Surface Water Treatment Facility	1.60%	8/23/2016	1/1/2049	Repayment of loan is funded from the revenues of the Water Fund. Pledged in parity with the pledges securing the 2010 Bonds and other State loans for Water. Principal and interest due in semiannual installments \$1,413.	\$1,409 to \$2,784	\$ 61,137	\$ 0	\$ 61,137	\$ 60,887	\$ 2,840
Water: Drinking Water State Revolving Fund Project 1010007-032C	\$14,000 Loaned	Contract between the State Water Resources Control Board and the City for construction of a Northeast Surface Water Treatment Facility	1.80%	11/26/2016	1/1/2051	Repayment of loan is funded from the revenues of the Water Fund. Pledged in parity with the pledges securing the 2010 Bonds and other State loans for Water. Principal and interest due in semiannual installments of \$608.	\$369 to \$635	13,348	0	13,348	17,056	407
Notes Payable Total								\$ 406,222	\$ 0	\$ 406,222	\$ 427,774	\$ 20,193
Business-Type Total								\$ 675,461	\$ (3,471)	\$ 671,990	\$ 872,248	\$ 61,144

Fiduciary

Tax Allocation Bonds

Tax Allocation Refunding Bonds 2003, Mariposa Project Area	\$5,005 tax-exempt	Refund the Agency's 1993 Tax Allocation Bonds (Mariposa Project Area)	N/A	2/1/2012	2/1/2023	Principal is due in annual installments, interest is due semiannually. Repayment of bonds is payable solely from tax increment revenues allocated by the Successor Agency to the City of Fresno Redevelopment Agency's Mariposa Project area. All such revenues are pledged. Tax increment in Mariposa Project Area of \$442 was equal to debt service in 2023.	N/A	\$ 0	\$ 0	\$ 0	\$ 0	\$ 442
Tax Allocation Bonds Total								\$ 0	\$ 0	\$ 0	\$ 0	\$ 442

Notes Payable												
RDA: Roeding Business Park	\$2,118 Loaned	Loaned from the California Infrastructure and Economic Development Bank to be used to complete the Roeding Business Park	3.530%	3/18/2004	8/1/2033	Principal and interest due in annual installments. Secured by Tax Increment revenue received into the Roeding Business Park Project area.	\$78 to \$114	\$ 1,059	\$ 0	\$ 1,059	\$ 1,278	\$ 116
Notes Payable Total								\$ 1,059	\$ 0	\$ 1,059	\$ 1,278	\$ 116
Fiduciary Total								\$ 1,059	\$ 0	\$ 1,059	\$ 1,278	\$ 558
Grand Total								\$ 860,756	\$ (11,227)	\$ 849,529	\$ 1,107,408	\$ 93,632

Comparative Statistics

Data in the tables below are from fiscal year 2022 Annual Comprehensive Financial Reports. Fiscal year 2023 Annual Comprehensive Financial Reports for all comparative cities were not available as of the date of this publication.

Municipal Financial Ratio Analysis: Fresno vs. California Top 10 by Population

Selected Medians	Group Medians (Most Recent Available)	
	Moody's Ratings	
	Aa – CA 10	A3–Fresno
General Fund Net Position as % of Revenues	52.79%	29.87%
Direct Net Debt as % of Assessed Value	1.02%	1.29%
Total Assessed Value (in thousands)	\$238,661,565	\$95,417,044
Assessed Value Per Capita	\$199,394	\$109,393
Population Estimates	1,196,932	436,120
Per Capital Income (Estimated)	\$87,055	\$59,053

All California Top 10 in Population cities except for the City and County of San Francisco are in the Aa range.

Peer Analysis to Largest 10 Cities

Metric	Median	City of Fresno	Ranking
General Fund Net Position % of Revenues	35.1%	25.7%	8th
Unassigned General Fund Net Position % of Revenues	9.4%	9.1%	5th
Direct Net Debt (in thousands)	\$1,835	\$536	7th
Direct Net Debt Per Capita	\$1,902	\$985	8th
Debt Burden	95.3%	131.5%	4th
Per Capital Income	\$75,323	\$59,053	8th
Assessed Value Per Capita	\$186,443	\$77,954	10th

Ranking: 1st is the highest and 10th is the lowest of the largest 10 cities in California (Good , Average , Not Good).

Glossary of Terms

Direct Net Debt: Total Debt less any Pension Bonds Outstanding.

Assessed Value: Total Assessed Valuation within the boundaries of the City.

Debt Burden: Direct Net Debt as a percentage of Revenues.

Debt Coverage Airport Enterprise

(in thousands)

	2014	2015	2016	2017	2018	2019	2020	2021	2022	2023
Operating Revenues ⁽¹⁾	\$ 21,216	\$ 21,802	\$ 22,976	\$ 24,500	\$ 25,891	\$ 27,308	\$ 26,789	\$ 33,470	\$ 41,093	\$ 44,994
Less Operating Expenses ⁽²⁾	14,262	14,428	14,934	16,117	17,355	18,701	19,962	20,626	21,290	24,165
Other Available Funds ⁽³⁾	95	350	359	368	377	386	395	—	416	412
Net Revenues	\$ 7,049	\$ 7,724	\$ 8,401	\$ 8,751	\$ 8,913	\$ 8,993	\$ 7,222	\$ 12,844	\$ 20,219	\$ 21,241
Series 2000 Bonds	\$ 0	\$ 0	\$ 0	\$ 0	\$ —	\$ —	\$ —	\$ —	\$ —	\$ —
Series 2013 Bonds	3,288	2,805	2,808	2,803	2,801	2,802	2,801	—	2,804	2,700
Less										
Minimum PFC Contribution ⁽⁴⁾	(1,600)	(1,600)	(1,600)	(1,600)	(1,600)	(1,600)	(1,600)	(1,600)	(1,600)	(1,600)
Bond proceeds	—	—	—	—	—	—	—	—	—	—
Additional PFC Contribution	(231)	0	(200)	0	—	—	—	—	—	—
Net Series 2000/2013 Debt Service	\$ 1,457	\$ 1,205	\$ 1,008	\$ 1,203	\$ 1,201	\$ 1,202	\$ 1,201	\$ -1,600	\$ 1,204	\$ 1,100
Series 2007 Bonds	1,369	1,399	1,437	1,472	1,509	1,544	1,581	—	1,664	1,649
Series 2019 Bonds									1,959	1,945
Annual Adjusted Debt Service	\$ 2,826	\$ 2,604	\$ 2,445	\$ 2,675	\$ 2,710	\$ 2,746	\$ 2,782	\$ -1,600	\$ —	\$ 4,694
Annual Adjusted Debt Service Coverage ^{(5) (6)}	2.49	2.97	3.44	3.27	3.29	3.27	2.60	-8.03	Not Applicable	4.53

Notes:

⁽¹⁾State of California law requires the exclusion of Customer Facility Charge (CFC) Revenues from the calculation of Debt Service coverage in excess of annual Debt Service on the Series 2007 bonds

⁽²⁾Fiscal year 2023 Revenues include \$5.2 million of CARES Act monies. The Indenture of Trust defines federal operation grants as Revenues.

⁽³⁾For all fiscal years, reflects Operating Expenses in operating funds only and does not include costs expensed out of Airports capital funds.

⁽⁴⁾Per the indenture, unencumbered CFC funds equal to 25% of Adjusted Debt Service may be designated by the City as Other Available Funds prior to the beginning of any fiscal year, and be transferred to the Revenue Fund at the beginning of such fiscal year. Since fiscal year 2015, the City's policy has been to annually designate available CFC funds equal to 25% of debt service associated with 2007 Bonds as Other Available Funds.

⁽⁵⁾Fiscal year 2022 Debt Service associated with Series 2013 Bonds, Series 2007 Bonds and 2019 Bonds.

⁽⁶⁾Under the Supplemental Indenture, the Minimum Passenger Facility Charge (PFC) Contribution is increased from \$1.1 million to \$1.6 million.

Water Enterprise

(in thousands)

Fiscal Year

	2014	2015	2016	2017	2018	2019	2020	2021	2022	2023
Revenues										
Charges for Services	\$ 90,096	\$ 74,285	\$ 77,959	\$ 101,895	\$ 107,377	\$ 119,029	\$ 120,252	\$ 127,651	\$ 136,479	\$ 122,837
Less: Connection Fee Charges for Services	(1,667)	(1,496)	(1,563)	(1,917)	(2,531)	(2,138)	(2,596)	(1,835)	(1,643)	(1,206)
Net Charges for Services ⁽¹⁾	88,429	72,789	76,396	99,978	104,846	116,891	117,656	125,816	134,836	121,631
Other Operating Revenues and Interest Income	329	573	1,147	17	—	4,974	6,906	(627)	(9,267)	(343)
Total Revenues	\$ 88,758	\$ 73,362	\$ 77,543	\$ 99,995	\$ 104,846	\$ 121,865	\$ 124,562	\$ 125,189	\$ 125,569	\$ 121,288
Expenses										
Labor and Benefits	\$ 13,525	\$ 11,378	\$ 12,436	\$ 12,401	\$ 12,176	\$ 14,581	\$ 13,075	\$ 15,428	\$ 15,232	\$ 16,957
Pumping Power	9,292	8,501	8,150	9,064	9,549	8,358	9,419	10,252	11,516	11,508
Source of Supply	1,780	5,613	6,630	4,188	9,751	6,535	9,027	6,531	8,739	9,177
All Other Operating and Maintenance ⁽²⁾	18,151	17,473	17,166	21,547	17,692	35,143	26,148	24,728	30,600	50,862
Total Operating Expenses ⁽³⁾	\$ 42,748	\$ 42,965	\$ 44,382	\$ 47,200	\$ 49,168	\$ 64,617	\$ 57,669	\$ 56,939	\$ 66,087	\$ 88,504
Net Current Revenues	\$ 46,010	\$ 30,397	\$ 33,161	\$ 52,795	\$ 55,678	\$ 57,248	\$ 66,893	\$ 68,250	\$ 59,482	\$ 32,784
2003A Senior Bond Debt Service ⁽⁴⁾	\$ 1,378	\$ 1,374	\$ 1,381	\$ 1,380	\$ 1,376	\$ 1,379	\$ 1,379	\$ 0	\$ 0	\$ 0
State Loans Debt Service	120	120	120	—	—	—	—	—	—	—
Total Senior Debt	\$ 1,498	\$ 1,494	\$ 1,501	\$ 1,380	\$ 1,376	\$ 1,379	\$ 1,379	\$ 0	\$ 0	\$ —
Senior Coverage Ratio	30.71	20.35	22.09	38.26	40.46	41.51	48.51	#DIV/0!	Not Applicable	Not Applicable
Net Revenue Available for Parity Debt Service	\$ 44,512	\$ 28,903	\$ 31,660	\$ 51,415	\$ 54,302	\$ 55,869	\$ 65,514	\$ 68,250	\$ 59,482	\$ 32,784
2010 Series A Bond Debt Service ⁽⁵⁾	\$ 12,509	\$ 12,509	\$ 12,531	\$ 12,508	\$ 12,509	\$ 12,504	\$ 12,510	\$ 7,020	\$ 4,085	\$ 4,084
State Loans Debt Service	\$ 338	\$ 2,770	\$ 2,786	\$ 3,533	\$ 6,021	\$ 10,937	\$ 18,562	\$ 16,190	\$ 16,489	\$ 16,489
Total Parity Debt Service	\$ 12,847	\$ 15,279	\$ 15,317	\$ 16,041	\$ 18,530	\$ 23,441	\$ 31,072	\$ 23,210	\$ 20,574	\$ 20,573
Parity Coverage Ratio	3.46	1.89	2.07	3.21	2.93	2.38	2.11	2.94	2.89	1.59

Notes:

⁽¹⁾1993 Indenture defines "Current Revenues" as all revenue from the operation of the Water System except for connection fees and charges. Beginning in fiscal year 2022, the BAB Subsidy is no longer included in Net Revenues and is now netted against interest expense on the 2010 Series A-2 Bonds.

⁽²⁾All Other Operating and Maintenance includes Fleet Depreciation Charge (vehicle replacement fees paid to Fleet Department).

⁽³⁾1993 Indenture defines "Maintenance and Operation Costs" as all expenses incurred for maintaining and operating the Water System except for Debt Service, Depreciation, and Amortization.

⁽⁴⁾2003 Water Bonds were the only remaining Senior Bond Debt Service after fiscal year 2016, and were paid off in fiscal year 2020.

⁽⁵⁾Paid off Remaining 2010 Series A-1 Bonds in fiscal year 2021 with surplus cash. Beginning in fiscal year 2022, the BAB Subsidy is netted against interest expense.

Wastewater Enterprise

(in thousands)

Fiscal Year

	2014	2015	2016	2017	2018	2019	2020	2021	2022	2023
Charges for Services⁽¹⁾	\$ 76,201	\$ 81,955	\$ 78,186	\$ 83,635	\$ 81,651	\$ 81,085	\$ 77,249	\$ 77,940	\$ 87,795	\$ 84,086
Interest Income	1,546	1,787	2,779	492	2,046	5,548	4,702	(720)	(7,943)	(1,548)
Less: Wastewater Facility Connection Fee	(1,981)	(1,709)	(1,844)	(1,968)	(1,996)	(3,290)	(2,600)	(3,426)	(3,393)	(2,028)
Total Senior Lien Revenues	\$ 75,766	\$ 82,033	\$ 79,121	\$ 82,159	\$ 81,701	\$ 83,343	\$ 79,351	\$ 73,794	\$ 76,459	\$ 80,510
Operating Expenses ⁽²⁾	36,339	37,391	35,935	38,058	37,237	45,835	43,522	44,630	51,088	32,873
Net Income Before Debt Service	\$ 39,427	\$ 44,642	\$ 43,186	\$ 44,101	\$ 44,464	\$ 37,508	\$ 35,829	\$ 29,164	\$ 25,371	\$ 47,637
Senior Lien Debt Service ⁽³⁾	\$ 10,714	\$ 10,695	\$ 10,723	\$ 10,712	\$ 10,701	\$ 10,684	\$ 373	\$ 6,234	\$ 40	\$ 905
Coverage Ratio ⁽⁴⁾	3.68	4.17	4.03	4.12	4.16	3.51	95.96	4.68	637.08	52.64
100% Coverage-Subordinate Lien: Net Current Revenue after Senior Lien Debt (before Connection Fees)	\$ 28,713	\$ 33,947	\$ 32,463	\$ 33,389	\$ 33,763	\$ 26,824	\$ 35,456	\$ 22,930	\$ 25,331	\$ 46,732
Available from Senior Lien Revenues	\$ 28,713	\$ 33,947	\$ 32,463	\$ 33,389	\$ 33,763	\$ 26,824	\$ 35,456	\$ 22,930	\$ 25,331	\$ 46,732
Subordinate Lien Debt Service ⁽⁵⁾	\$ 7,949	\$ 7,949	\$ 7,949	\$ 7,949	\$ 9,229	\$ 5,928	\$ 4,853	\$ 1,286	\$ 1,286	\$ 3,397
Coverage Ratio	3.61	4.27	4.08	4.20	3.66	4.52	7.31	17.83	19.69	13.76
120% & 125% Coverage Subordinate Lien: Net Current Revenue (Excluding Connection Fees)	\$ 28,713	\$ 33,947	\$ 32,463	\$ 33,389	\$ 33,763	\$ 26,824	\$ 35,456	\$ 22,930	\$ 25,331	\$ 46,732
Wastewater Facility Connection Fee	1,981	1,709	1,844	1,968	1,996	3,290	2,600	3,426	3,393	2,028
Transfers From/To Rate Stabilization Fund	—	—	—	—	—	—	—	—	—	—
Net Current Revenue (Including Connection Fees)	\$ 30,694	\$ 35,656	\$ 34,307	\$ 35,357	\$ 35,759	\$ 30,114	\$ 38,056	\$ 26,356	\$ 28,724	\$ 48,760
Portion Pledged to Senior Lien Coverage										
Available From Senior Lien Revenues	\$ 30,694	\$ 35,656	\$ 34,307	\$ 35,357	\$ 35,759	\$ 30,114	\$ 38,056	\$ 26,356	\$ 28,724	\$ 48,760
Subordinate Lien Debt Service ⁽⁵⁾	\$ 7,949	\$ 7,949	\$ 7,949	\$ 7,949	\$ 9,229	\$ 5,928	\$ 4,853	\$ 1,286	\$ 1,286	\$ 3,397
Coverage Ratio	3.86	4.49	4.32	4.45	3.87	5.08	7.84	20.49	22.33	14.35
Net Income After Debt Service⁽⁶⁾	\$ 22,745	\$ 27,707	\$ 26,358	\$ 27,408	\$ 26,530	\$ 24,186	\$ 33,203	\$ 25,070	\$ 27,438	\$ 45,363

Notes:

⁽¹⁾Includes revenue paid by the City of Clovis for Operations and Maintenance pursuant to the 1977 Fresno-Clovis Sewerage System Joint Powers Agreement through Fiscal Year 2023.

⁽²⁾The 1993 Indenture specifically excludes from Operating Expenses Debt Service, Amortization and Depreciation.

⁽³⁾1993 Sewer System Revenue Bonds, Series A.

⁽⁴⁾Coverage Ratio is calculated by dividing Net Income before Debt Service by Senior Lien Debt Service.

⁽⁵⁾2008 Sewer System Revenue Refunding Bonds, Series A & Clean Water Loan for Tertiary Treatment Facility. The City redeemed \$132.54 million of the 2008 Sewer System Revenue Refunding bonds on 09/01/2018, and redeemed the remaining 2008 Sewer System Revenue Refunding bonds on 09/01/2019.

⁽⁶⁾Net Income after Debt Service and before cash financed capital expenses and any other expenses for lawful purposes.

Appendix - Ratings History

Lease Revenue Bonds

Year	Moody's		S&P		Fitch	
	Rating	Outlook	Rating	Outlook	Rating	Outlook
2023	A2 ↑	Stable	A+ ↑	Stable	A ↑	Positive
2022	A3	Stable	A-	Stable	A-	Positive
2021	A3 ↑	Stable	A-	Stable	A-	Positive
2020	Baa1	Positive	A	Stable	A-	Stable
2019	Baa1	Positive	A	Stable	A-	Stable
2018	Baa1	Positive	A	Stable	A-	Stable
2017	Baa1 ↑	Positive	A ↑	Stable	A-	Stable
2016	Baa2/Baa3 ↑	Positive	BB+	Stable	A- ↑	Stable
2015	Ba1/Ba2 ↑	Stable	BB+	Stable	BBB-	Stable
2014	Ba2/Ba3 ↓	Positive	BB+	Stable	BBB-	Stable

Airport Revenue Bonds

Year	Moody's		S&P		Fitch		KBRA	
	Rating	Outlook	Rating	Outlook	Rating	Outlook	Rating	Outlook
2023	Baa1	Stable	A ↓	Stable	BBB+	Stable	A+	Stable
2022	Baa1	Stable	AA	Stable	BBB+	Stable		
2021	Baa1	Stable	AA ↑	Stable	BBB+	Stable		
2020	Baa1	Stable	A	Negative	BBB+	Stable		
2019	Baa1	Stable	A	Stable	BBB+	Stable		
2018	Baa1	Positive	A ↑	Stable	BBB+ ↑	Stable		
2017	Baa1	Positive	BBB+ ↑	Stable	BBB	Positive		
2016	Baa1	Positive	BBB	Positive	BBB	Positive		
2015	Baa1	Stable	BBB	Positive	BBB	Stable		
2014	Baa1	Stable	BBB	Stable	BBB	Stable		

Arrows indicate an increase (↑) or decrease (↓) from the prior rating.

Note: Ratings for S&P in 2021 and 2022 reflect insured ratings. The underlying rating has been stable at "A". With the issuance of the 2023 Airport Revenue Bonds, the City solicited a rating for the first time from Kroll Bond Rating Agency ("KBRA").

Water Revenue Bonds

Year	Moody's		S&P		Fitch	
	Rating	Outlook	Rating	Outlook	Rating	Outlook
2023	A3	Positive	AA-	Stable	AA/A+	Stable
2022	A3	Positive	AA-	Stable	AA/A+	Stable
2021	A3	Positive	AA-	Stable	AA/A+	Stable
2020	A3	Positive	AA-	Stable	AA/A+	Stable
2019	A3	Positive	AA-	Stable	AA/A+	Stable
2018	A3	Positive	AA-	Stable	AA/A+	Stable
2017	A3	Positive	AA-	Stable	AA/A+	Stable
2016	A3	Positive	AA- ↑	Stable	AA/A+	Stable
2015	A3	Positive	A+/A	Stable	AA/A+	Stable
2014	A3	Stable	A+/A	Stable	AA/A+	Stable

Wastewater (Sewer) Revenue Bonds

Year	Moody's		S&P		Fitch	
	Rating	Outlook	Rating	Outlook	Rating	Outlook
2023	A1	Positive	AA+/AA	Stable	AA/AA-	Stable
2022	A1	Positive	AA+/AA	Stable	AA/AA-	Stable
2021	A1	Positive	AA+/AA	Stable	AA/AA-	Stable
2020	A1	Positive	AA+/AA	Stable	AA/AA-	Stable
2019	A1	Positive	AA+/AA	Stable	AA/AA-	Stable
2018	A1	Positive	AA+/AA	Stable	AA/AA-	Stable
2017	A1	Positive	AA+/AA	Stable	AA/AA-	Stable
2016	A1	Positive	AA+/AA	Stable	AA/AA-	Stable
2015	A1	Positive	AA+/AA	Stable	AA/AA-	Negative
2014	A1	Stable	AA+/AA ↑	Stable	AA/AA-	Negative

Arrows indicate an increase (↑) or decrease (↓) from the prior rating.



City of Fresno
Finance Department
2600 Fresno Street, Room 2156
Fresno, CA 93721
(559) 621 - 7001