

PARKS MASTER PLAN

WHAT, WHEN, HOW

What is a Park Master Plan
What is the Process
Who is Involved




PARK MASTER PLAN – WHAT IS IT?


- Comprehensive Document Related to Parks, Programming, and Development
 - ✓ Identifies Current/Existing Conditions
amenities, life cycle, maintenance levels, and associated costs
 - ✓ Sets the Vision – typically 20 years
 - ✓ Establishes Policies
 - ✓ Sets Standards
 - ✓ Provides Guidance on How, When, Where, and How Much



The Result: An Economically/Environmentally Viable Plan



PARK MASTER PLAN PROCESS - SIMPLIFIED



ANALYSIS: LIFECYCLE REPLACEMENT COSTS

PROS and Precision Engineering have evaluated Fresno's park system and assessed the asset value of the system at \$266,360,720.

Within the next 10 years, the capital improvement funding needed for lifecycle replacement is \$112,748,025.

- This number does not include Operations and Maintenance costs.

SITE ASSESSMENT TRENDS

FAIR




The average access score (including sidewalks, transit, etc.)


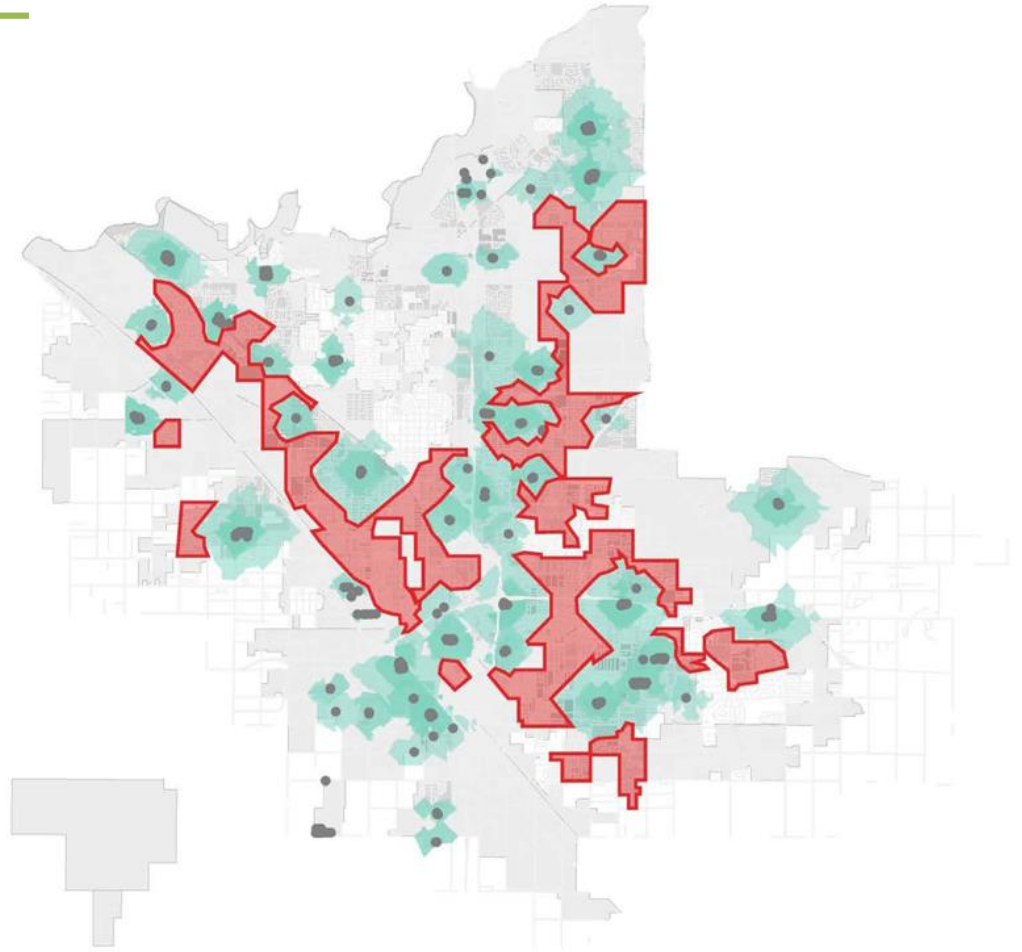
13%



The average shade coverage in the parks assessed



AREAS IN **RED** CONTAIN
OVER 50,000 PEOPLE
AND LACK
NEIGHBORHOOD
AMENITIES



BUCKET STRATEGY


BUCKET 1



CRITICAL

Critical projects that address lifecycle replacement and repair of existing facilities


BUCKET 2



SUSTAINABLE


Sustainable projects that make strategic changes to the system to create new

BUCKET 3



VISIONARY

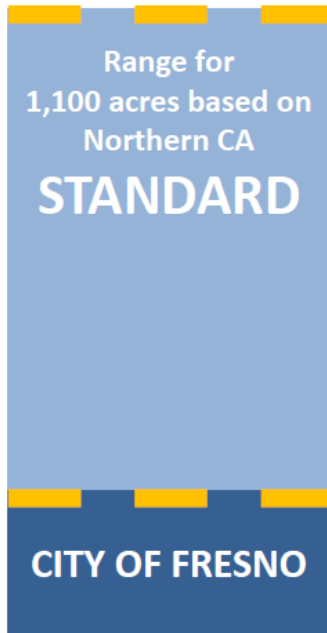
Complete park renovation, acquisition, and new parks



Park Planning & Finance: Understanding Cost “Buckets”

Bucket 1:

Annual Maintenance Cost for Fresno’s 1,100 Acres



\$7,700,000 – \$11,000,000

(Northern CA standard maintenance spending averages 7K - \$10K per acre)

\$2,750,000

(City of Fresno spends \$2.5K per acre on maintenance)


OUTREACH

INPUT FROM RESIDENTS - THE PROCESS



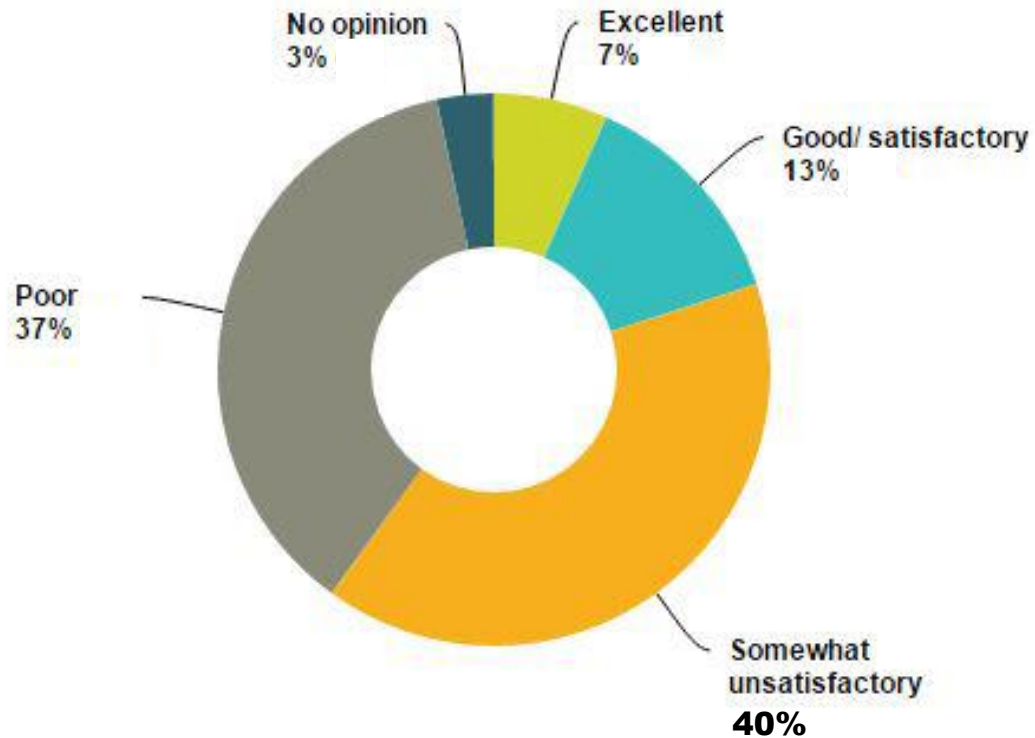
STAKEHOLDER ENGAGEMENT

- Complete On-line Survey
- Identify Representative for Stakeholder Mtg.
- Pop Up Events
- Participate in Community Outreach
- Attend Public Meetings



TRENDS FROM INITIAL SURVEY RESULTS

Overall, how would you rate the parks and recreation amenities available to Fresno residents?



DISTRICT MEETINGS

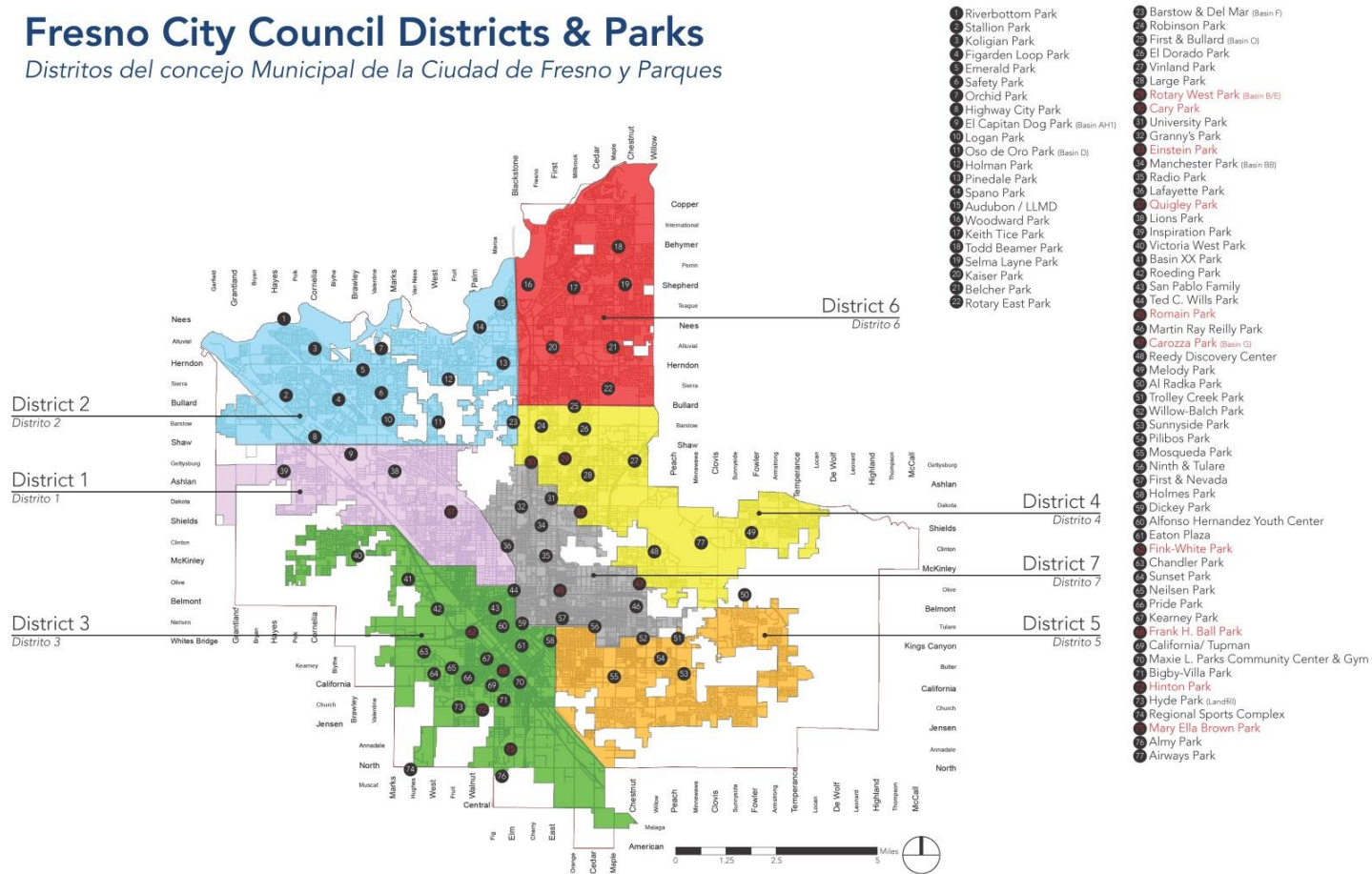
INPUT FROM RESIDENTS - THE PROCESS





Fresno City Council Districts & Parks

Distritos del concejo Municipal de la Ciudad de Fresno y Parques



Council District 1:

Prioritize Parks for Improvement

Distrito del Concejo 1:

Priorizar las mejoras para parques

Place a dot next to the name of the park you would like to see improved in your council district (3 dots total)

Coloque un punto al lado del nombre del parque que a usted le gustaría ver que se mejore en su distrito de Concejo (usa un total de 3 puntos)

District Key Map

Mapa de Claves de Distrito



Council District 1 Parks | Parques en el Distrito del Concejo 1

- El Capitan Dog Park (Basis AHT)
- Quigley Park
- Lions Park
- Inspiration Park

Place dots in table

Coloque los puntos dentro de la tabla

Parks in red indicate poor condition parks from a limited review of 25

Los parques en rojo indican condiciones malas en base a un estudio limitado de 25 parques



Tell Us About Parks In Your District

Cuéntanos sobre los parques en su distrito

Write things you like, dislike, or ideas you have about specific parks in your council district

Escriba sobre las cosas que le gustan, disgustan, o ideas que tiene usted sobre parques específicos en su distrito de concejo



Like
Me Gusta



Dislike
No Me Gusta



Ideas
Ideas





Recommendations



Pot Prioritization: How to spend the \$? Establecer Prioridades ¿Cómo usar el dinero?



Park Maintenance/
Lifecycle Replacement
Mantenimiento de Parques/
Ciclo de Vida de Reemplazo



Park Renovation
Renovación de Parques

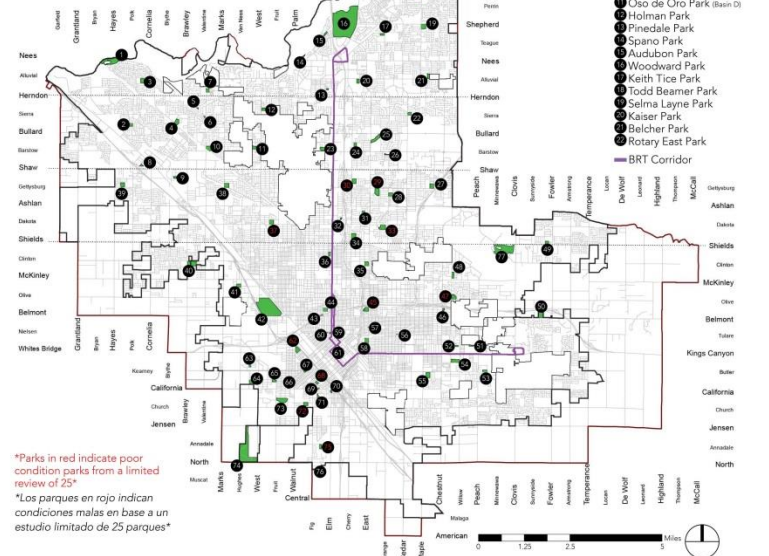


New Park Creation
Creación de Parques Nuevos

Park Prioritization Exercise Ejercicio de Priorización de Parques

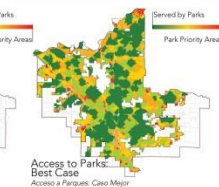
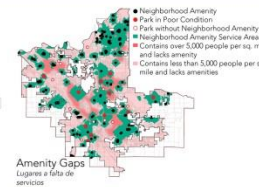
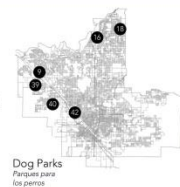
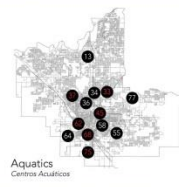
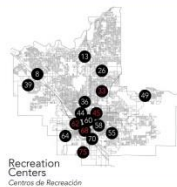
Identify on the map:
Top 3 parks for improvement
Top 3 locations for new parks

*Identifique en el mapa tres parques donde usted quiere
ver mejoras y tres localidades buenas para nuevos parques.*




*Parks in red indicate poor
condition parks from a limited
review of 25*
*Los parques en rojo indican
condiciones malas en base a un
estudio limitado de 25 parques*

- 1 Riverbottom Park
- 2 Stallion Park
- 3 Koglian Park
- 4 Figarden Loop Park
- 5 Emerald Park
- 6 Safety Park
- 7 Orchard Park
- 8 Highway City Park
- 9 El Capitán Dog Park (Basin AH1)
- 10 Logan Park
- 11 Oso de Oro Park (Basin D)
- 12 Holman Park
- 13 Rinedale Park
- 14 Spano Park
- 15 Audubon Park
- 16 Woodward Park
- 17 Keith Tice Park
- 18 Todd Beamer Park
- 19 Selma Layne Park
- 20 Kaiser Park
- 21 Belcher Park
- 22 Rotary East Park
- 23 Barstow & Del Mar (Basin F)
- 24 Robinson Park
- 25 First & Bullard (Basin D)
- 26 El Dorado Park
- 27 Vinland Park
- 28 Large Park
- 29 Rotary West Park (Basin B1)
- 30 Cary Park
- 31 University Park
- 32 Grannys Park
- 33 Einstein Park
- 34 Manchester Park (Basin B8)
- 35 Radio Park
- 36 Lafayette Park
- 37 Quigley Park
- 38 Lions Park
- 39 Inspiration Park
- 40 Victoria West Park
- 41 Basin XX
- 42 Roeding Park
- 43 San Pablo Family
- 44 Ted C. Wills Park
- 45 Romain Park
- 46 Martin Ray Reilly Park
- 47 Carozza Park (Basin D)
- 48 Ready Discovery Center
- 49 Melody Park
- 50 Al Radka Park
- 51 Trolley Creek Park
- 52 Willow-Balch Park
- 53 Sunnyside Park
- 54 Pilbos Park
- 55 Mosqueda Park
- 56 Ninth & Tulare
- 57 First & Nevada
- 58 Holmes Park
- 59 Dickey Park
- 60 Alfonso Hernandez Youth Center
- 61 Eaton Plaza
- 62 Pink-White Park
- 63 Chandler Park
- 64 Sunset Park
- 65 Neilson Park
- 66 Pride Park
- 67 Kearney Park
- 68 Frank H. Ball Park
- 69 California/ Tupman
- 70 Maxie L. Parks Community Center & Gym
- 71 Bigby-Villa Park
- 72 Hinton Park
- 73 Hyde Park (Basin D1)
- 74 Regional Sports Complex
- 75 Mary Ella Brown Park
- 76 Almy Park
- 77 Airways Park



FRESNO PARKS MASTER PLAN | COUNCIL DISTRICT COMMUNITY WORKSHOP

Group Table Exercise **FRESNO** WRT



Urban Greening Strategies

Estrategias para el Reverdecimiento Urbano

Place a dot to identify the top 3 urban greening strategies you would like to see in your council district

Coloque un punto para identificar las 3 estrategias de reverdecimiento urbano de mayor importancia en su distrito de concejo



New Parks & Open Space | Nuevos Parques & Espacios Abiertos

Build new parks, trails, natural areas | Construir Nuevos parques y áreas naturales



Tree Canopy | Arboles de Sombra

Shade, street trees | Sombra, árboles en la carretera



Urban Agriculture & Community Gardens | Agricultura Urbana & Jardines Comunitarios

Locally grown, community gathering | Localmente cosechado, oportunidades para reunir como comunidad



Drought Tolerant, Low Maintenance Vegetation | Vegetación de Bajo Mantenimiento, Tolerante a la Sequía

Water conservation | Conservación de Agua



Pedestrian & Bicycle Infrastructure | Infraestructura para Peatones y Ciclistas

Repair & add safe sidewalks, trails, bike lanes | Reparar y agregar banquetas, vías, y carriles de bicicleta



Stormwater Management | Manejamiento de Agua de Lluvia

Clean water, protect aquifer | Agua limpia, proteger acuífero



Technology | Tecnología

Water & energy savings, resource measurement | Ahorro de agua y energía, métrica de recursos



Beautification | Embellecimiento

Mulching, planting, park maintenance, murals, art & education | Abono orgánico, plantar, mantenimiento de parques, murales, arte y educación

1
2
3


OPPORTUNITIES

Partnerships

- Service Clubs/Non-Profits
- Other Public Agencies
- Community Based Organizations

Collaboration

- Joint Programming and Services
- Joint Usage Agreements
- Funding Sources
- Grants



FRESNO PARKS MASTER PLAN

– *THE PLANNING DOCUMENT*



DRAFT

Table of Contents

1. Executive Summary – *Purpose, Vision, Recommendations, Strategies*
2. Introduction – *Why, Context, Process*
3. Park System Overview – *What, Current Status*
4. Needs Assessment – *Demographics, Trends, Needs*
5. Recommendations & Strategies
6. Guidelines for Design, Maintenance & Operations
7. Financing Your Parks
8. Priority Action Plan
9. Appendix – *Misc. supporting documents*



Q & A

