



City of Fresno Housing Element Update

July 19, 2023



City of
FRESNO



F R E S N O C O U N C I L O F G O V E R N M E N T S

Agenda



Housing Element Overview



Housing Element Outreach



Meeting the RHNA



Assessment of Fair Housing



Housing Element Programs



Schedule and Next Steps

Purpose

- » To provide an overview of the Draft Housing Element and receive input prior to submittal to the State Department of Housing and Community Development (HCD).



Housing Element Overview



About the Housing Element



8-year housing plan required by State Law



Considers housing needs of all economic segments of the community



Must show adequate land for housing, with diverse zoning



Must include goals, objectives, and meaningful actions to support safe, decent, and affordable housing for all



Must be certified by the State for compliance with state law

Housing Element Contents and Organization

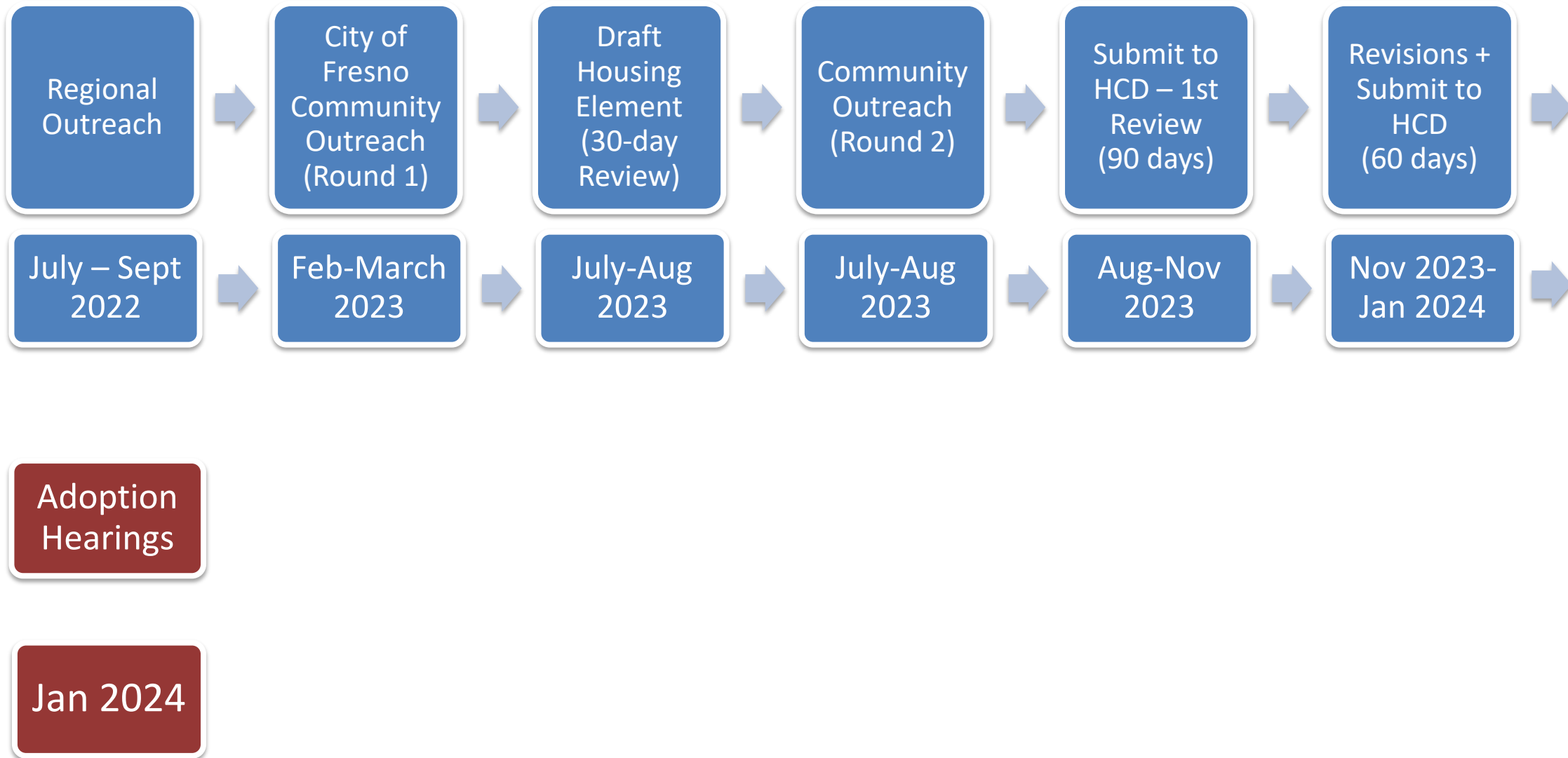
Regional Housing Element

- Introduction
- Public Outreach & Engagement
- Housing Needs Assessment
- Regional Assessment of Fair Housing
- Opportunities for Residential Development
- Housing Constraints
- Goals & Policies

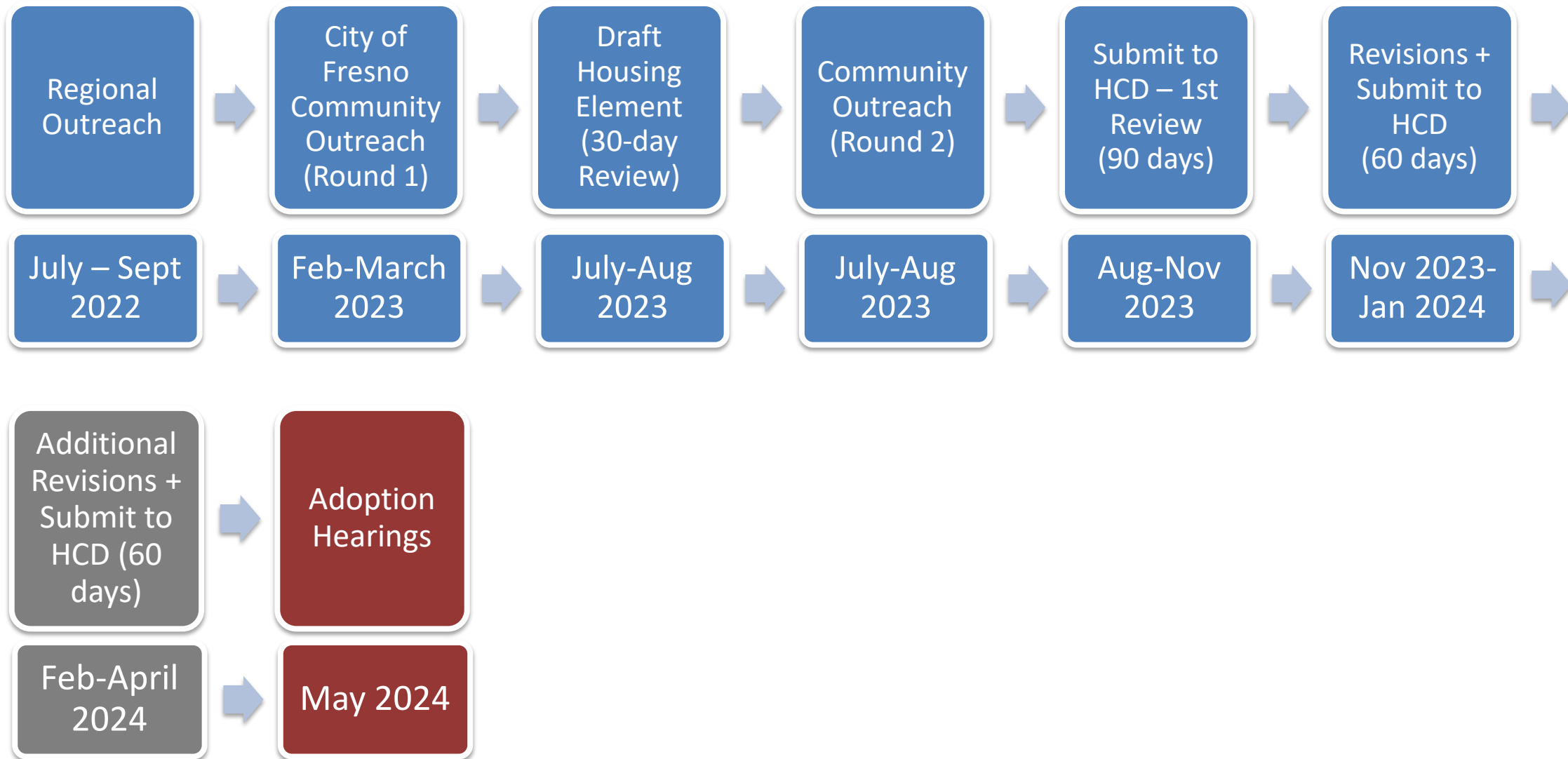
Local Appendix: 1E

- 1E-0: Summary of Needs and Conditions
- 1E-1: Action Plan
- 1E-2: Sites Inventory
- 1E-3: Local Assessment of Fair Housing
- 1E-4: Constraints
- 1E-5: Review of Past Accomplishments
- 1E-6: Public Outreach & Engagement
- 1E-7: Detailed Sites Inventory Tables

Project Schedule



Project Schedule (Alternative)



Previous Community Engagement

- 15 Community and Stakeholder Workshops
- 10 Stakeholder Consultations
- 2 Regional Focus Groups
- More than **250** participants

» **Next Workshop is July 20th**

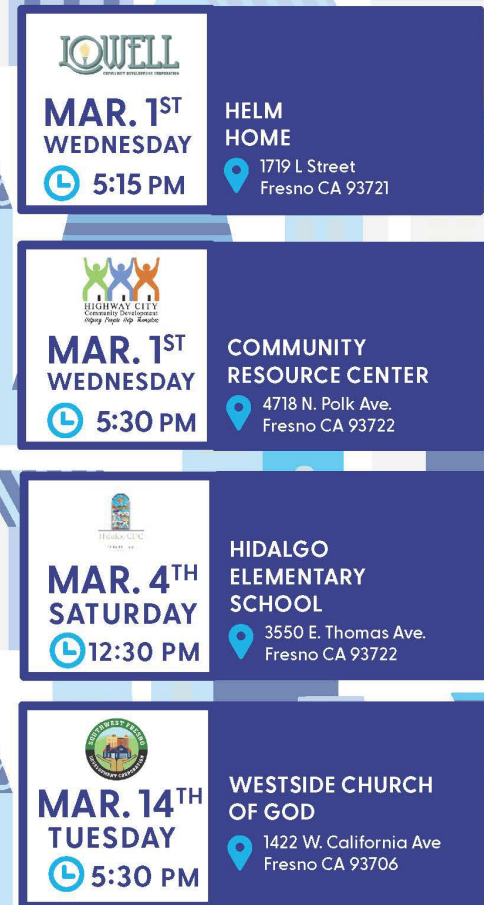
HOUSING ELEMENT UPDATE COMMUNITY WORKSHOPS





The City of Fresno is updating its 8-year housing plan, and we need your input! Please join us at a community workshop to learn about the Housing Element and how you can contribute.

Food will be provided

More information about this housing element update can be found here: www.fresnomjhe.com Fresno's Housing Element update is part of a larger effort lead by the Fresno Council of Governments to update housing elements throughout Fresno County.

Thank you to our community partners who are hosting these workshops:



 MAR. 1ST WEDNESDAY 5:15 PM	HELM HOME 1719 L Street Fresno CA 93721
 MAR. 1ST WEDNESDAY 5:30 PM	COMMUNITY RESOURCE CENTER 4718 N. Polk Ave. Fresno CA 93722
 MAR. 4TH SATURDAY 12:30 PM	HIDALGO ELEMENTARY SCHOOL 3550 E. Thomas Ave. Fresno CA 93722
 MAR. 14TH TUESDAY 5:30 PM	WESTSIDE CHURCH OF GOD 1422 W. California Ave Fresno CA 93706

Upcoming Community Engagement



**July
20th**

Westside Church of God
1424 W. California Ave.
5:30-7:30p



**August
3rd**

**Teague Community
Resource Center**
4718 N. Polk Ave
5:30-7:30p



**July
22nd**

**El Dorado Park – Paul
Caprioglio Community Center**
5191 N Sixth St.
2:00-4:00p



**August
8th**

Nelson Elementary
1336 W. Spruce Ave.
5:00-7:00p



**July
28th**

**Hidalgo Neighborhood
Resource Room**
646 N. Bond St.
4:30-7:00p



**August
9th**

**Ted C. Willis Community
Center**
770 N. San Pablo Ave.
4:30-6:30p

Meeting the Regional Housing Needs Allocation (RHNA)



How is the RHNA Determined

State Role


The State projects future housing needs at various income levels and allocates units to COGs Statewide



Regional Role

The COG develops a methodology to evaluate factors for distribution of units to each jurisdiction; methodology approved by HCD

FCOG RHNA = 58,298 units



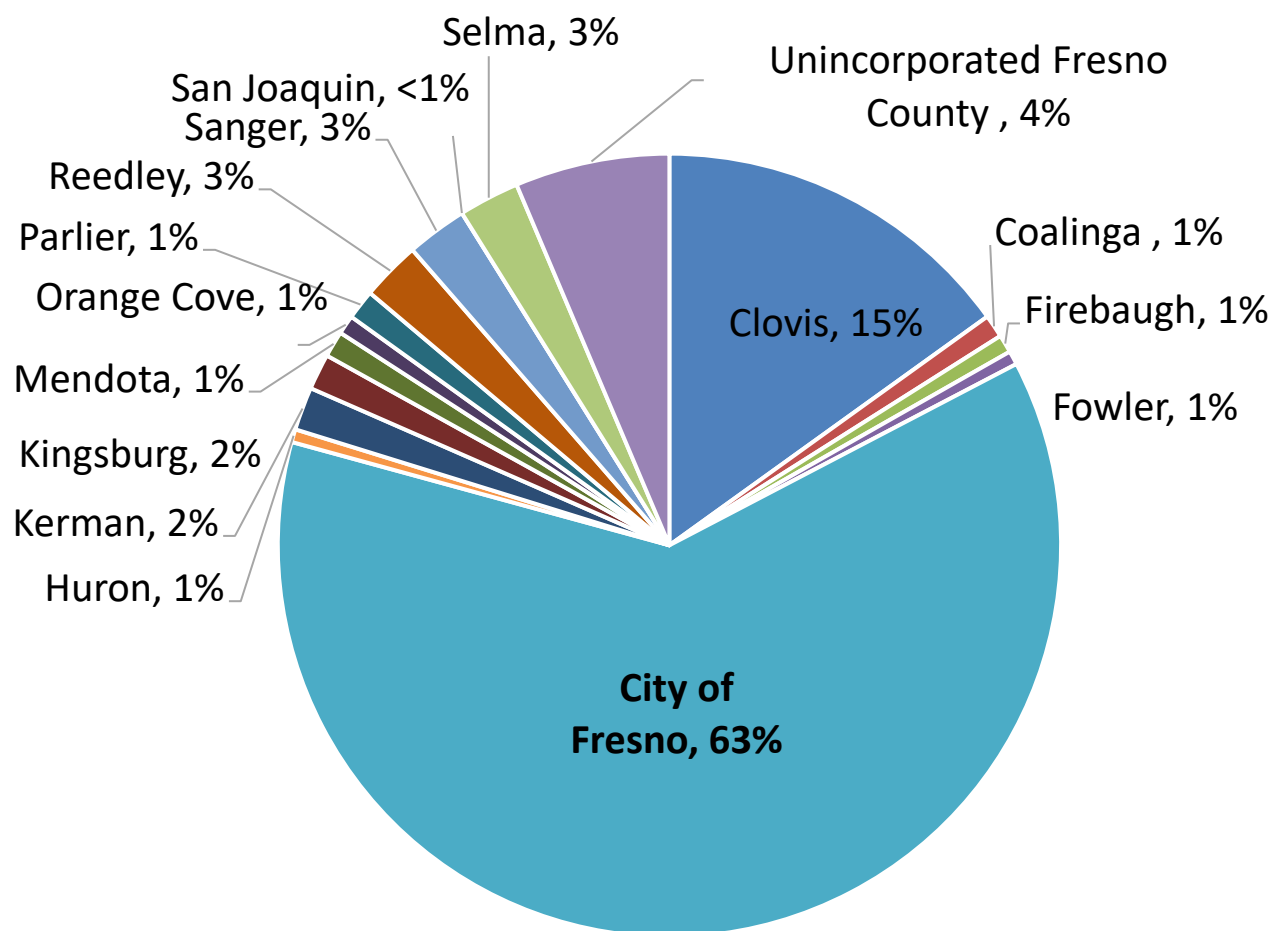
Local Role

Cities and counties are allocated units. They must then find ways to accommodate – enough land at appropriate densities

**City of Fresno
RHNA = 36,866 units**



Fresno COG RHNA



Jurisdiction	RHNA Allocation	RHNA Allocation Percentage
Clovis	8,977	15%
Coalinga	566	1%
Firebaugh	443	1%
Fowler	339	1%
City of Fresno	36,866	63%
Huron	319	1%
Kerman	1,063	2%
Kingsburg	882	2%
Mendota	642	1%
Orange Cove	469	1%
Parlier	733	1%
Reedley	1,463	3%
Sanger	1,494	3%
San Joaquin	200	<1%
Selma	1,492	3%
Unincorporated Fresno County	2,350	4%

Fresno RHNA by Income Level

Income Level	Income Range*	2015-2023 RHNA (units)	2023-2031 RHNA (units)	Percent Increase
Very Low Income (<50% of AMI)	≤\$38,950	5,666	9,440	67%
Low Income (51-80% of AMI)	\$38,951-\$62,300	3,289	5,884	79%
Moderate Income (81-120% of AMI)	\$62,301 - \$80,300	3,571	5,638	58%
Above Moderate Income (>120% of AMI)	>\$80,300	11,039	15,904	44%
TOTAL		23,565	36,866	56%

Total of **15,324**
Lower-Income
Units

In comparison:

- City of Clovis RHNA: 8,977
- Fresno County RHNA: 2,350

*Fresno County Area Median Income (AMI) = \$80,300**

**Based on 2022 HCD Income Limits for a four-person household in Fresno County*

Strategies to meet the 6th Cycle RHNA

Starting with sites from the 5th cycle element



Focus on sites larger than 0.5 acres and smaller than 10 acres



Look at Vacant and Underutilized sites



Projected Accessory Dwelling Units (ADU)



Consider Pipeline Projects and Specific Plans

Zoning to Accommodate the RHNA

- » Cities and counties must show adequate land zoned for housing to accommodate the RHNA at each income level
- » Housing Element assumption is **Density = Affordability**
 - Default density standard for lower-income housing is **30 units per acre** for metropolitan jurisdictions
 - Recent zoning text amendments expanded capacity for lower-income housing in mixed use zones
 - Large multifamily and mixed-use sites (greater than 10 acres) inventoried as “mixed income”

Above Moderate-Income Sites

Single family zones

RE

RS-1

RS-2

RS-3

RS-4

RS-5

Single-family residential subdivisions

Moderate Income-Sites

Multifamily zones (less than 30 units/acre)

RM-1

RM-MH

Approved Market-Rate Multifamily

Lower-Income Sites

Multifamily and Mixed-Use zones (greater than 30 units/acre)

RM-2

RM-3

DTC

DTG

DTN

NMX

CMX

RMX

CMS

CR



RHNA Summary by Income Level

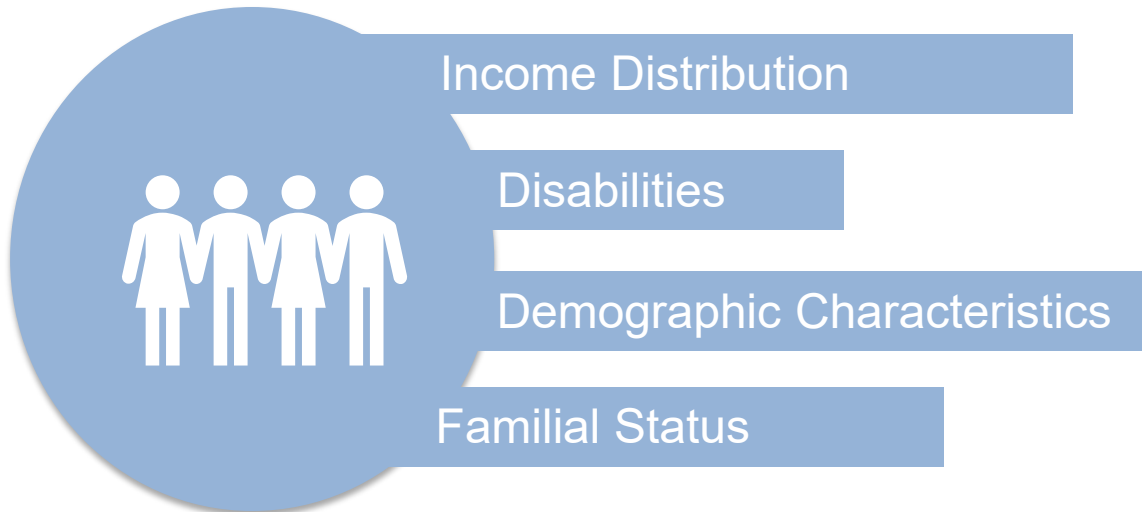
	Very Low- Income	Low- Income	Moderate Income	Above- Moderate	Total Capacity
2023-2031 RHNA	9,440	5,884	5,638	15,904	36,866
Planned or Approved Projects	108 ¹	188	1,625	210	2,131
Vacant Land with Final Subdivision Maps Under Construction	0	0	0	967	967
Vacant Sites	12,129		2,751	10,292	25,173
Underutilized Sites	7,686		1,233	9,108	18,027
Accessory Dwelling Units	28		38	28	94
Total Capacity	20,140		5,647	20,605	46,392
<i>Surplus</i>	4,816		9	4,701	9,526

Assessment of Fair Housing



Fair Housing Assessment

Patterns of Integration & Segregation



Disproportionate Housing Needs



Access to Opportunities



Other Relevant Factors

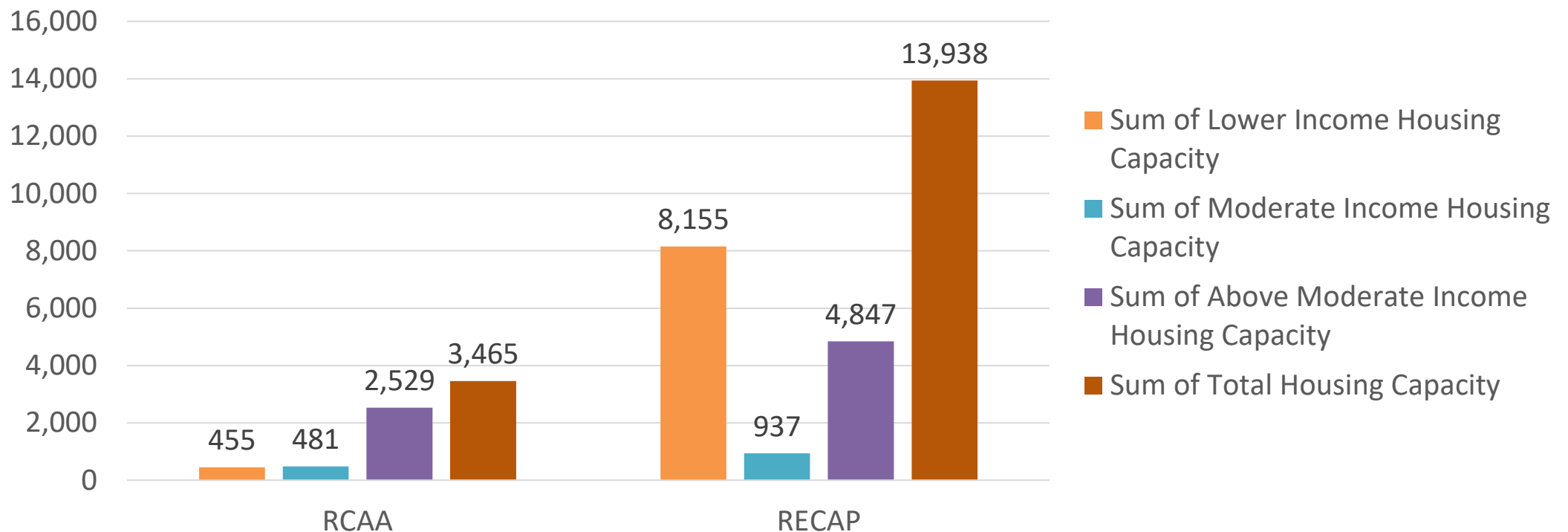


Fair Housing Findings

» Concentrated Areas of Race and Income

- Neighborhoods north of Shaw Ave have the highest median incomes
- Concentrated areas of poverty are generally in the core, south, and west neighborhoods
- 40 census tracts in the city currently designated as Racially/Ethnically Concentrated Areas of Poverty (R/ECAPS)
- 17 census tracts are Racially Concentrated Areas of Affluence (RCAAs)

Sum of Total Housing Capacity by R/ECAP or RCAA

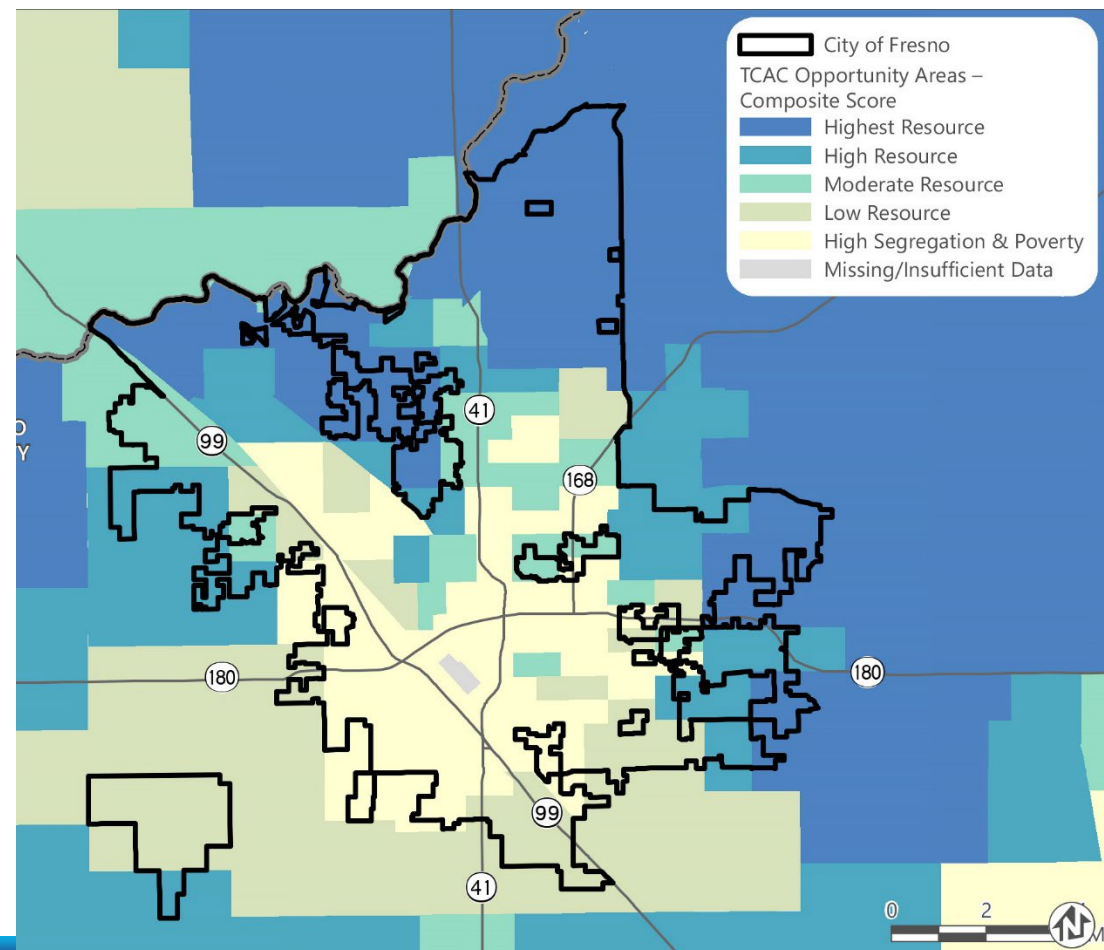
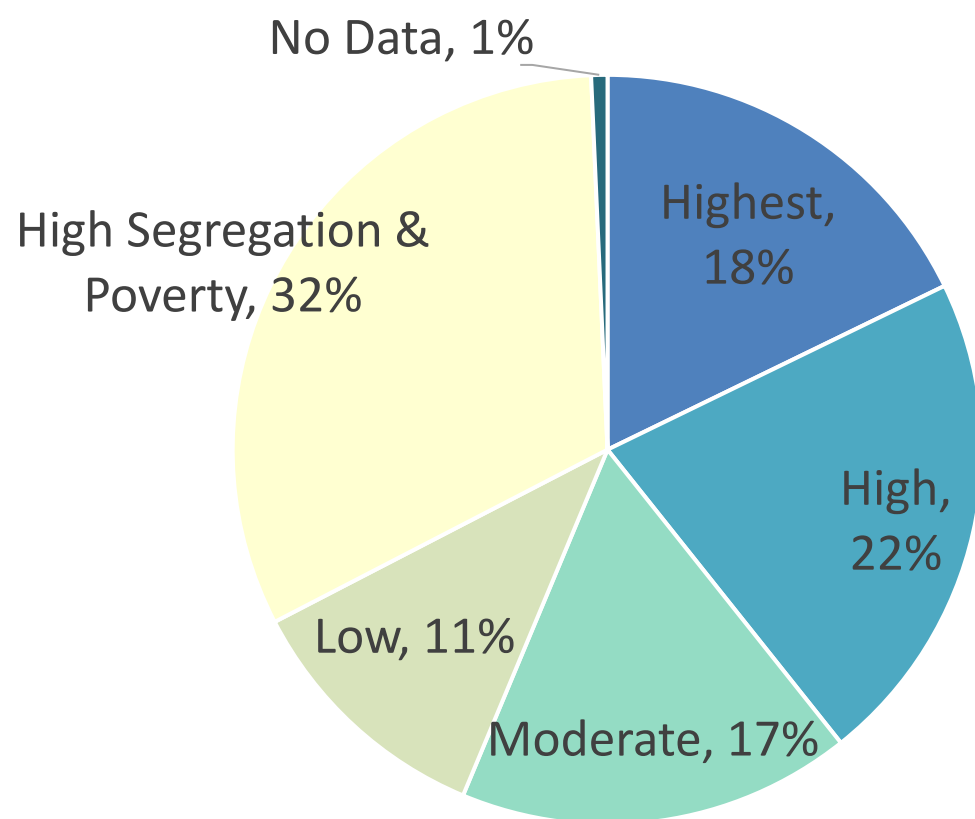


Fair Housing Findings

» Unequal access to opportunity and resources

- Past land use and zoning practices favoring outward expansion and resulting in subsequent disinvestment in core south and west neighborhoods
- Less capacity for lower- and moderate-income housing types in high and highest resource areas

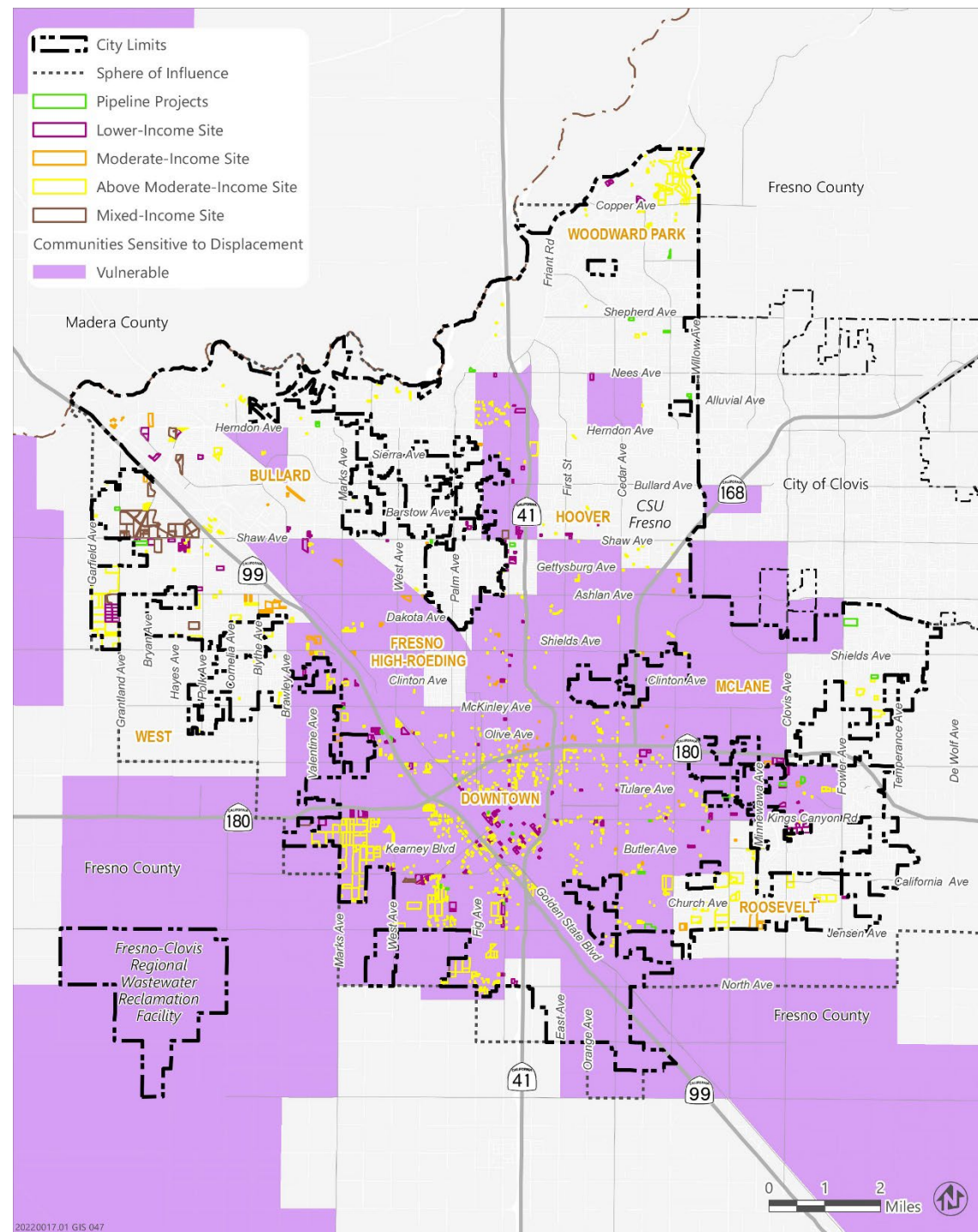
Opportunity Areas by Census Tract, Fresno



Fair Housing Findings

» Disproportionate housing needs

- **77** census tracts in the city that are considered susceptible to displacement risk, making up more than half of the city **(57 percent)**
- **Housing Needs**
 - Tenant protections to ensure stable housing
 - Deeply affordable housing to match extremely low- and very low-income housing needs
 - Accessible units for persons with disabilities and seniors



Housing Element Objectives and Programs



2023 – 2031 Housing Element

» The Housing Element includes:

- 7 goals
- 48 policies
- 36 programs

» Proposed changes to the programs were made as a result changes in State Law and extensive community input/recommendations from local planning reports



2023-2031 Housing Element Goals



Goal 1 - New Housing Development

Program 1 - Maintain Adequate Sites

Program 2 - Variety of Housing Opportunities in High Resource Areas

Program 3 - Encourage and Facilitate Accessory Dwelling Units

Program 4 - Streamline Development Review Process

Program 5 - Large and Small Lot Development

Program 6 – Objective Design Standards

Program 7 – Adaptive Reuse

Program 8 - Use of Sites in Previous Housing Elements

Program 9 – Annual Reporting Program

Goal 2 – Affordable Housing

Program 10 - Incentives for Housing Development

Program 11 – Local Housing Trust Fund

Program 12 - Pursue State and Federal Funding Sources for Housing Development

Program 13- Partnerships with Affordable Housing Developers

Program 14 – Land Bank

Program 15 – Community Land Trust

Program 16 – Surplus Public Lands

Program 17 – Mixed Income Neighborhood Trust

Program 18– Home Buyer Assistance

Program 19 – Housing Choice Voucher Incentive Program

Program 20 – Advocate for Repeal of Article 34

Goal 3 – Housing and Neighborhood Conservation

Program 21 – Housing Rehabilitation

Program 22 - Comprehensive Code Enforcement

Goal 6 – Energy Conservation and Sustainable Development

Program 27 – Reduce or Waive Fees for Vehicle Miles Traveled (VMT)

Goal 4 – Special Needs Housing

Program 23 – Special Needs Housing

Program 24 – Development Code Amendments for Compliance with State Law

Goal 5 – Fair and Equal Housing Opportunities

Program 25 – Fair Housing Services

Program 26 – Equitable Community Investments

Goal 7– Prevent Displacement and Homelessness

Program 28 – Opportunity to Purchase Act

Program 29 – Mobile Home Parks

Program 30 – Emergency Rental Assistance Program

Program 31 – Eviction Protection Program

Program 32 – Replacement Units

Program 33 – Homeless Assistance

Program 34 – At-Risk Housing

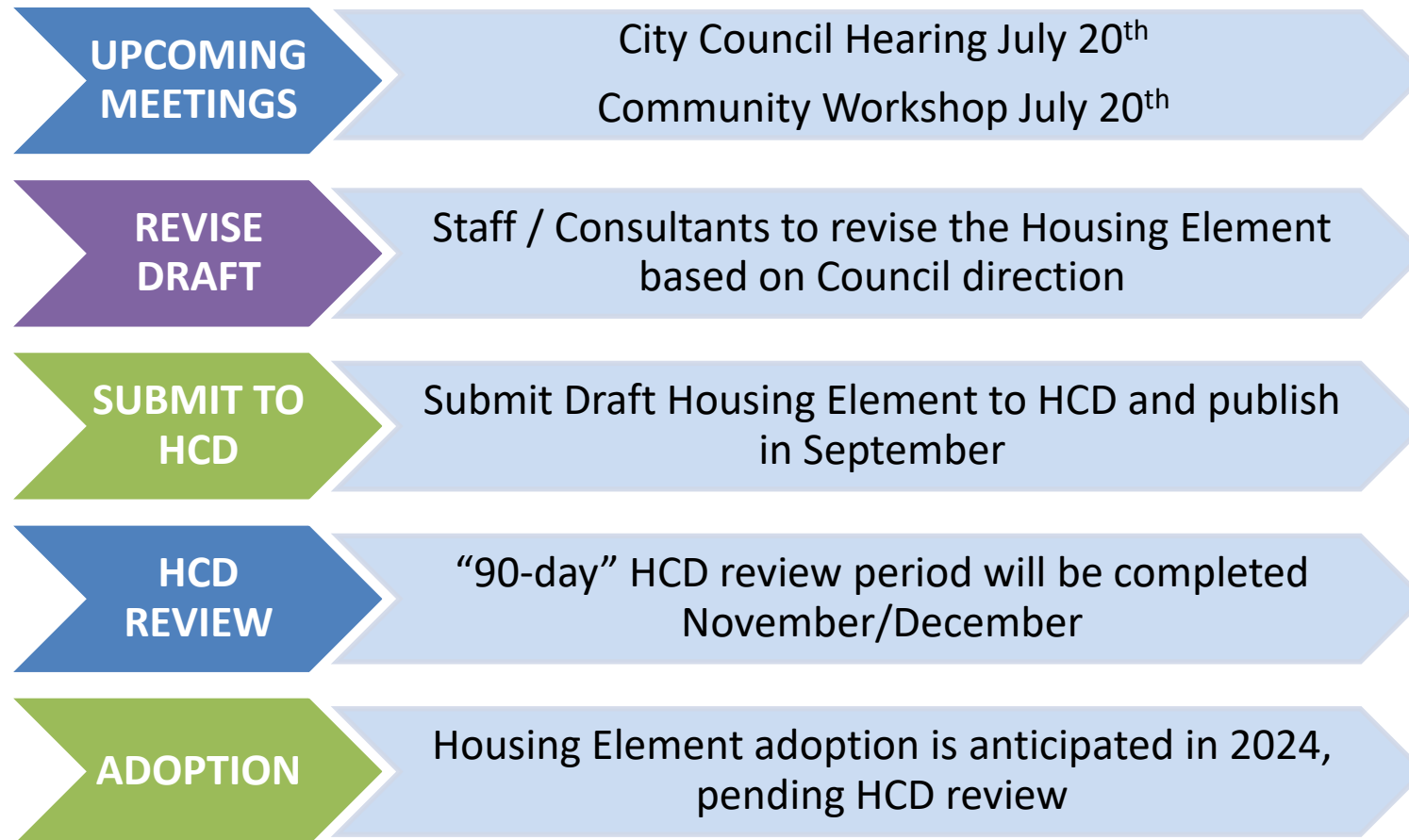
Actions to Affirmatively Further Fair Housing

Identified Fair Housing Issue	Meaningful Actions
Segregation based on race and income	<ul style="list-style-type: none"> • Program 2 – Variety of Housing Opportunities • Program 3 – Encourage and Facilitate Accessory Dwelling Units • Program 10 – Incentives for Housing Development • Program 11 – Local Housing Trust Fund • Program 13 – Partnerships with Affordable Housing Developers • Program 17 - Mixed Income Neighborhood Trust (MINT) • Program 19 – Housing Choice Voucher Incentive Program
Unequal Access to Opportunity	<ul style="list-style-type: none"> • Program 2 – Variety of Housing Opportunities • Program 3 – Encourage and Facilitate Accessory Dwelling Units • Program 10 – Incentives for Housing Development • Program 19 – Housing Choice Voucher Incentive Program • Program 26 – Equitable Community Investments
Disproportionate Housing Needs and Displacement Risk	<ul style="list-style-type: none"> • Program 15 – Community Land Trust • Program 17 - Mixed Income Neighborhood Trust (MINT) • Program 18 – Home Buyer Assistance • Program 19 – Housing Choice Voucher Incentive Program • Program 21 – Housing Rehabilitation • Program 23 – Special Needs Housing • Program 25 – Fair Housing Services • Program 28 – Opportunity to Purchase Act • Program 29 – Mobile Home Parks • Program 30 – Emergency Rental Assistance Program • Program 31 – Eviction Protection Program • Program 33 – Homeless Assistance

Schedule



Schedule



Public Comment period ends on August 16th

Note: The City will accept public comments during the HCD-review process.

Resources

» Multijurisdictional Housing Element webpage:

- www.fresnomjhe.com

» City of Fresno Housing Element webpage:

- www.fresno.gov/housingelement

» State of California Housing and Community Development webpage:

- <https://www.hcd.ca.gov/planning-and-community-development/housing-elements>

» City of Fresno Staff Contacts:

- Michelle.Zumwalt@fresno.gov
- Sophia.Pagoulatos@fresno.gov

Thank you

