EXHIBIT F
Project Elevations

ALL IDEAS DESIGNS ARRANGEMENTS AND PLANS INDICATED OR REPRESENTED BY THIS DRAWING ARE OWNED BY AND THE PROPERTY OF iT ARCHITECTURE INC. INCORPORATED PROJECT. NONE OF SUCH IDEAS DESIGNS ARRANGEMENTS OR PLANS SHALL BE USED BY OR DISCLOSED TO ANY PERSON FIRM OR CORPORATION FOR ANY PURPOSE WHATSOEVER WITHOUT THE PREVIOUS WRITTEN PERMISSION OF iT ARCHITECTURE INC. INCORPORATED. FILING THESE DRAWINGS OR SPECIFICATIONS WITH ANY PUBLIC AGENCY IS NOT PUBLICATION OF SAME AND NO COPYING, REPRODUCTION OR USE THEREOF IS PERMISSIBLE WITHOUT THE CONSENT OF iT ARCHITECTURE INCORPORATED

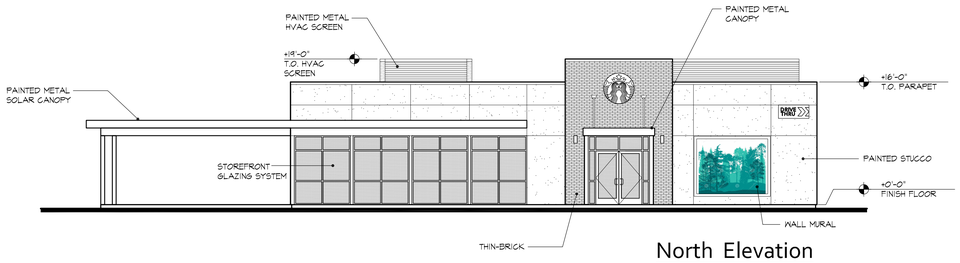

North Elevation

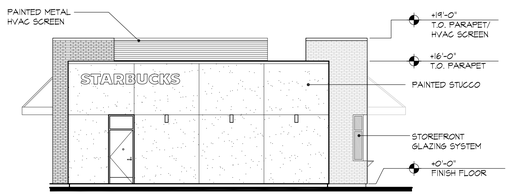

West Elevation

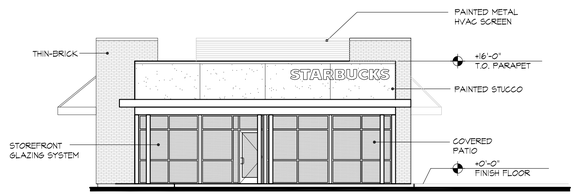

East Elevation

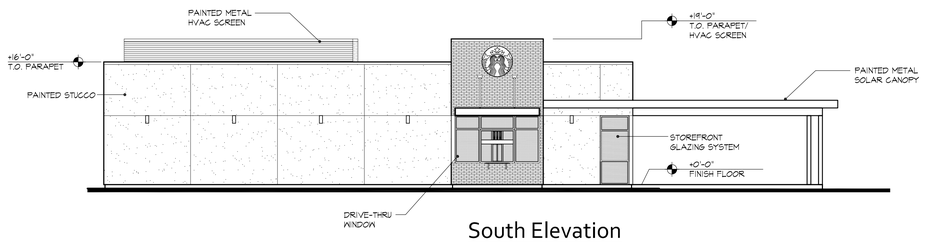

South Elevation

Exterior Elevation Keyed Notes

1. INDICATES 3-COAT STUCCO FINISH OVER SHEATHING. PROVIDE EXPANSION JOINTS WHERE SHOWN AND G.S.M. KEEP SCREED AT BASE, TYP. PROVIDE PAPER-BACKED WIRE MESH AND AN ADDITIONAL LAYER OF TYPE 'D' PAPER OVER SHEATHING. FINISH PER COLOR / MATERIAL SCHEDULE.
2. INDICATES ALUMINUM STOREFRONT SYSTEM. (KAWNEER "TRI-FAB" 451 SERIES 2" x 4 1/2").
3. INDICATES LOCATION OF DUAL-PANE GLAZING PANEL(S).
4. INDICATES GSM EXPANSION JOINT - PROVIDE 'STOCKTON PRODUCTS' #15DOUBLE-VEE OR EQUAL. PAINT (2) COATS ENAMEL TO MATCH ADJACENT STUCCO FINISH.
5. INDICATES HOLLOW-METAL DOOR(S) AND FRAME(S) - REFER TO DOOR SCHEDULE FOR ADDITIONAL INFORMATION. FINISH PER COLOR / MATERIAL SCHEDULE.
6. INDICATES GSM PARAPET CAP. REFER TO DETAILS FOR ADDITIONAL INFORMATION. FINISH PER COLOR / MATERIAL SCHEDULE.
7. INDICATES LOCATION OF FUTURE GAS METERS - REFER TO PLUMBING PLANS FOR ADDITIONAL INFORMATION. PAINT (2) COATS ENAMEL TO MATCH ADJACENT STUCCO FINISH. FINISH PER COLOR / MATERIAL SCHEDULE.
8. INDICATES PROPOSED SIGNAGE LOCATION. FINAL LOCATION AND TYPE TO BE DECIDED AT TIME OF TENANT IMPROVEMENT. SEE ELECTRICAL FOR ADDITIONAL INFORMATION.
9. THIN-BRICK FINISH o/ USG 1/2" CONCRETE BOARD SUBSTRATE o/ LAYER OF 30# FELT o/ SHEATHING TYPICAL U.O.N. REFER TO PLANS FOR FURRING, FRAMING AND POP OUT ELEMENTS. SEE COLOR/MATERIAL SCHEDULE FOR SPECIFIC COLOR, AND DETAIL(S) FOR ADDITIONAL INFORMATION AND REQUIREMENTS.
10. SOLDIER COURSE ACCENT WITH PAVER UNITS (3-5/8"X 7-7/8"). REFER TO DETAIL FOR ADDITIONAL INFORMATION.
11. BRICK CORNER PIECE. REFER TO DETAIL FOR ADDITIONAL INFORMATION.
12. ROOF OVERFLOW DRAIN LINE TO DAYLIGHT ABOVE GRADE. PAINT ALL EXPOSED MATERIAL (2) COATS ENAMEL (INCLUDING INTERIOR SURFACE) TO MATCH ADJACENT FINISH COLOR.
13. SURFACE MOUNTED LIGHT FIXTURE. REFER TO ELECTRICAL PLANS FOR ADDITIONAL INFORMATION.
14. STEEL CANOPY. REFER TO COLOR / MATERIAL SCHEDULE AND DETAILS FOR ADDITIONAL INFORMATION.
15. INDICATES PAINTED METAL PANEL TRANSOM.
16. OPERATION WINDOW / READY ACCESS MODEL (3) PASS THRU AIR CURTAIN SYSTEM. REFER TO ELECTRICAL / MECHANICAL DRAWINGS AND DETAIL FOR ADDTIONAL INFORMATION.
17. STREET ADDRESS NUMERALS LOCATED SO AS TO BE PLAINLY VISIBLE FROM THE STREET OR ROAD. NUMBERS TO BE CLEAR ANODIZED ALUMINUM FINISH (12" HIGH HELVITICA BOLD FONT).
18. INDICATES 2'-0" WIDE STOREFRONT WINDOW PER FLOOR PLAN. HEIGHT TO MATCH STARBUCKS OPERATION WINDOW / READY ACCESS PASS THRU.
19. INDICATES LOCATION OF FIRE RISER ACCESS DOOR W/ SILL @ +2'-0" - PAINT (2) COATS ENAMEL TO MATCH ADJACENT BRICK FINISH. FINISH PER COLOR / MATERIAL SCHEDULE. GC TO VERIFY SIZE AND PLACEMENT WITH SPRINKLER SUB.
20. THIN-BRICK EXPANSION JOINT. REFER TO DETAIL FOR ADDITIONAL INFORMATION.
21. INDICATES 1" REVEAL. REFER TO DETAIL FOR ADDITIONAL INFORMATION.
22. INDICATES LOCATION OF FURRED WALL ELEMENT TYPICAL - REFER TO SOFFIT PLAN FOR ADDITIONAL INFORMATION AND REQUIREMENTS.
23. INDICATES FIRE DEPARTMENT CONNECTION.

Keyed Color / Material Schedule

City Use Only

APPL. NO. P22-02534 EXHIBIT E DATE 10/14/2022
PLANNING REVIEW BY _____ DATE _____
TRAFFIC ENG. _____ DATE _____
APPROVED BY _____ DATE _____
CITY OF FRESNO DARM DEPT

To Be Checked

6-16-2022 Exterior Elevations

iT ARCHITECTURE
1465 North Van Ness Avenue
Fresno, California 93728
559.442.4642 voice
559.485.9081 fax

Architect

Project
New Shell Building + Site Development
Tulare and R St.
Fresno, California 93721

Owner
MB Developers, LLC
416 E. South Avenue
Fowler, California 93625

Publishing Status

Schematic	DATE
Design Developm't.	DATE
Site Plan Review	DATE
Bidding	DATE
Plan Check	DATE

Revisions

Scale 1/8"=1'-0"
Project Manager MARK SANDER
Project Number 22-011
Sheet A-3.0